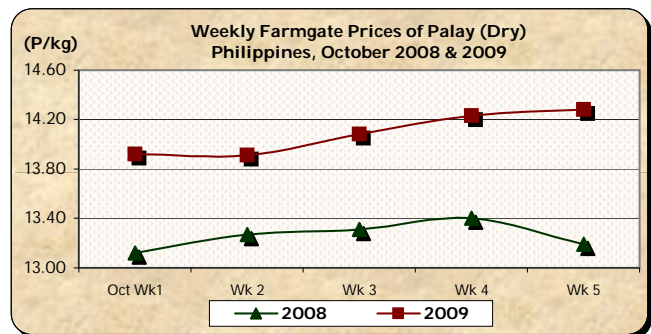


A. Farmgate Price of Palay

* Price reductions on the first two weeks were followed by increases until the end of the month although at decreasing rates.

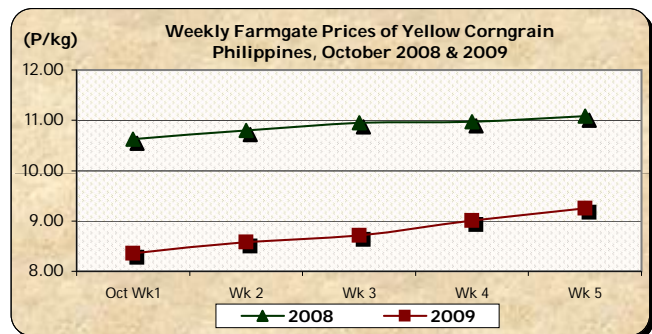
- The monthly average price of P14.08/kg was lower by 0.49% from last month's P14.15/kg but higher by 6.18% compared to last year's P13.26/kg.



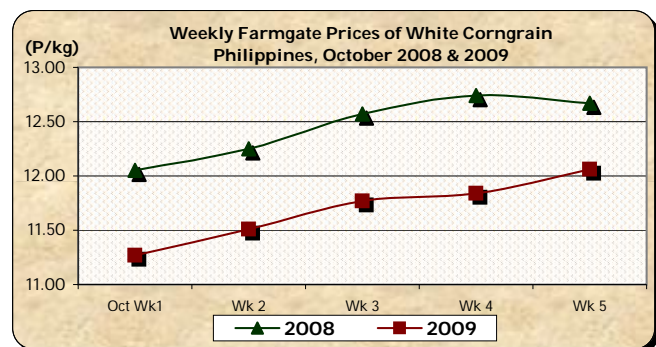
B. Farmgate Prices of Corngrain, Yellow and White

* Both yellow and white corngrain sustained price increments from the start to the close of the month.

- The average price of yellow corngrain at P8.68/kg gained by 2.24% but slid by 19.93% from last month's and last year's prices, respectively.



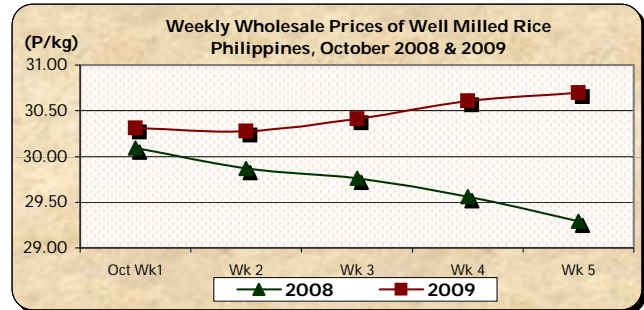
- The average price of white corngrain at P11.65/kg was up by 8.47% from last month's P10.74/kg but was down by 6.05% from last year's P12.40/kg.



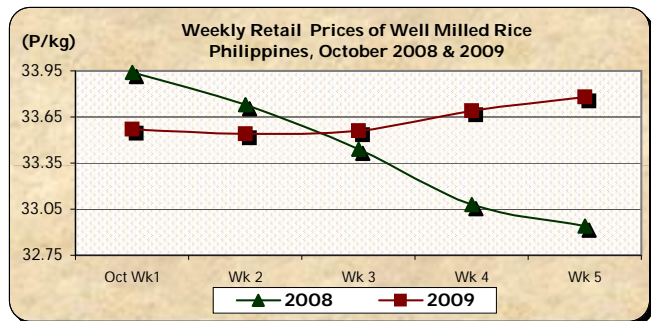
C. Wholesale and Retail Prices of Well Milled Rice (WMR)

* Price reductions were noted on the first two weeks but price gains were observed on the remaining weeks at both wholesale and retail levels.

- The average wholesale price of P30.46/kg was 0.52% lower than the price of September 2009 but was 2.08% higher than the October 2008 level.



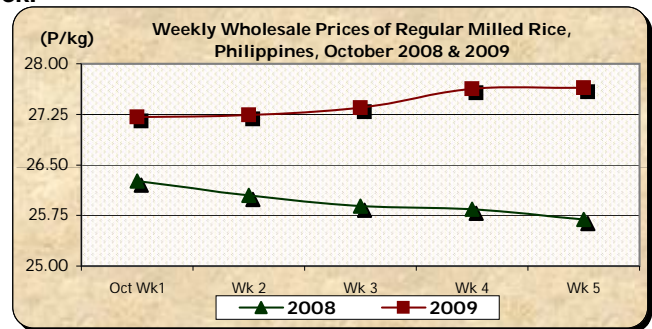
- The average retail price of P33.63/kg posted **reduction** of 0.59% from last month's price but a gain of 0.27% from last year's quotation.



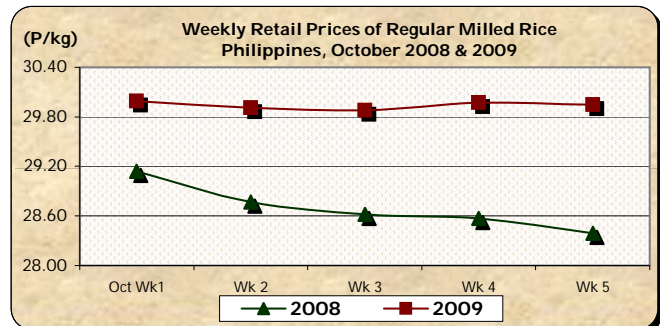
D. Wholesale and Retail Prices of Regular Milled Rice (RMR)

* Wholesale prices were on uptrend from 2nd to the last week of the month. Retail prices registered weekly cuts except on the 4th week.

- At wholesale, the average price of P27.41/kg was **down** by 0.36% from last month's P27.51/kg but was **up** by 5.30% from last year's P26.03/kg.



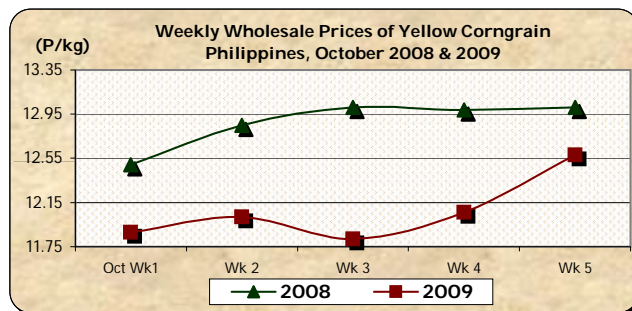
- At retail, the average price of P29.94/kg was 1.29% **below** last month's price but was 4.03% **above** last year's level.



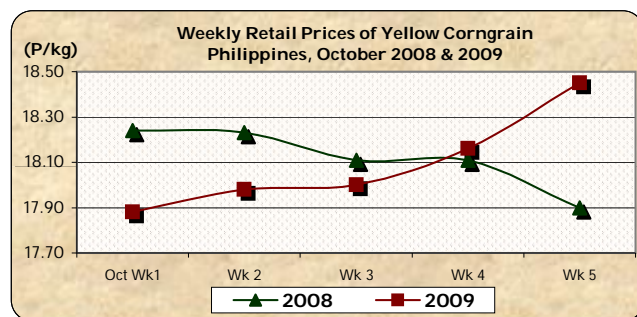
E. Wholesale and Retail Prices of Corngrain, Yellow

* At wholesale, downward movement of prices was observed on the 1st and 3rd weeks of the month while upward movements were reflected on other weeks. At retail, price decreased at the onset but continuously increased from the 2nd week until the close of the month.

■ The average wholesale price of P12.07/kg **softened** by 1.47% and 6.29% compared to prices of September 2009 and October 2008, respectively.



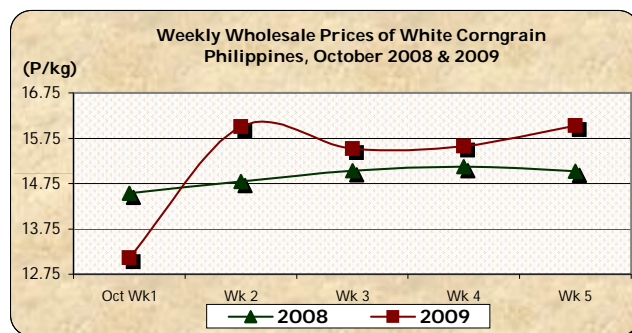
■ The average retail price of P18.16/kg was 2.52% **lower** than last month's level but was 0.61% **higher** than last year's report.



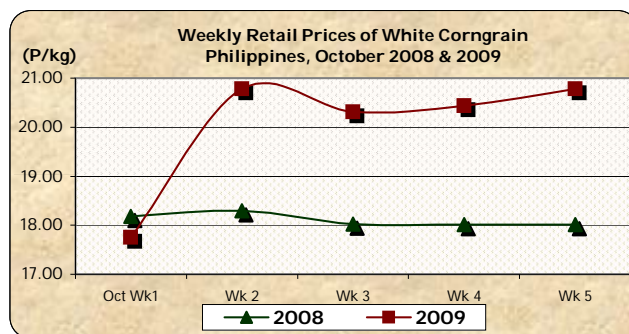
F. Wholesale and Retail Prices of Corngrain, White

* Prices were fluctuating but recorded increases on the 2nd, 4th and 5th weeks at both wholesale and retail levels.

■ At wholesale, the average price of P15.84/kg slid by 0.75% from last month's price but gained by 6.52% relative to last year's record.



■ At retail, the average price of P20.63/kg indicated **increments** of 0.93% from last month's P20.44/kg and 13.85% from last year's P18.12/kg.



Annex 1

Comparative Farmgate, Wholesale and Retail Prices of Palay, Rice and Corn, Philippines for the month of October 2009

Month/Week	Palay, dry		Well Milled Rice (WMR)			
	Farmgate Prices		Wholesale Prices		Retail Prices	
	Price/kg	% Change	Price/kg	% Change	Price/kg	% Change
Wk 1	13.92	-0.50	30.31	-0.39	33.57	-0.27
Wk 2	13.91	-0.07	30.28	-0.10	33.54	-0.09
Wk 3	14.08	1.22	30.41	0.43	33.56	0.06
Wk 4	14.23	1.07	30.61	0.66	33.69	0.39
Wk 5P	14.28	0.35	30.70	0.29	33.78	0.27
Oct 2009P	14.08	-	30.46	-	33.63	-
Oct 2008	13.26	6.18	29.84	2.08	33.54	0.27
Sep 2009	14.15	-0.49	30.62	-0.52	33.83	-0.59

Month/Week	Regular Milled Rice (RMR)			
	Wholesale Prices		Retail Prices	
	Price/kg	% Change	Price/kg	% Change
Wk 1	27.21	-0.55	29.99	-0.50
Wk 2	27.24	0.11	29.91	-0.27
Wk 3	27.35	0.40	29.88	-0.10
Wk 4	27.63	1.02	29.97	0.30
Wk 5P	27.64	0.04	29.95	-0.07
Oct 2009P	27.41	-	29.94	-
Oct 2008	26.03	5.30	28.78	4.03
Sep 2009	27.51	-0.36	30.33	-1.29

Month/Week	Corngrain, Yellow					
	Farmgate Prices		Wholesale Prices		Retail Prices	
	Price/kg	% Change	Price/kg	% Change	Price/kg	% Change
Wk 1	8.36	0.72	11.88	-1.41	17.88	-1.81
Wk 2	8.58	2.63	12.02	1.18	17.98	0.56
Wk 3	8.71	1.52	11.82	-1.66	18.00	0.11
Wk 4	9.01	3.44	12.06	2.03	18.16	0.89
Wk 5P	9.25	2.66	12.58	4.31	18.45	1.60
Oct 2009P	8.68	-	12.07	-	18.16	-
Oct 2008	10.84	-19.93	12.88	-6.29	18.05	0.61
Sep 2009	8.49	2.24	12.25	-1.47	18.63	-2.52

Month/Week	Corngrain, White					
	Farmgate Prices		Wholesale Prices		Retail Prices	
	Price/kg	% Change	Price/kg	% Change	Price/kg	% Change
Wk 1	11.27	3.02	13.11	-17.13	17.75	-12.17
Wk 2	11.51	2.13	16.00	22.04	20.78	17.07
Wk 3	11.77	2.26	15.52	-3.00	20.31	-2.26
Wk 4	11.84	0.59	15.57	0.32	20.44	0.64
Wk 5P	12.06	1.86	16.03	2.95	20.78	1.66
Oct 2009P	11.65	-	15.84	-	20.63	-
Oct 2008	12.40	-6.05	14.87	6.52	18.12	13.85
Sep 2009	10.74	8.47	15.96	-0.75	20.44	0.93

Note: R-revised; P-preliminary

