



UPDATES *on* FERTILIZER PRICES



Volume 1

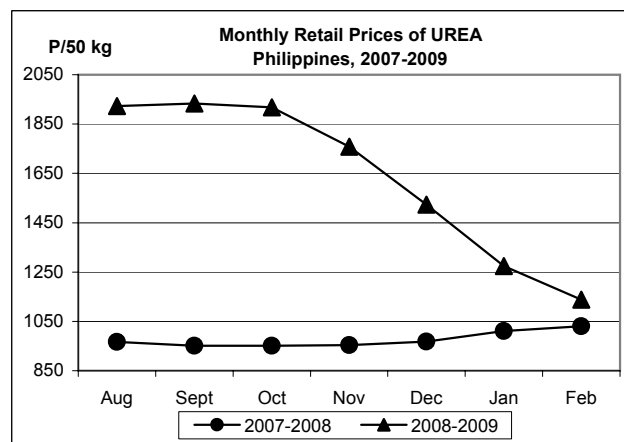
No. 2

February 2009

- ❖ At the national level, the monthly prices of three grades of fertilizers recorded increments compared to prices of the same period last year: Urea by 10.42%, Complete by 29.02% and Ammophos by 25.76%. However, Ammosul price softened by 6.63%.
- ❖ In the regions, except in ARMM, all fertilizer grades were cheaper in February than in the previous month.

A. UREA

- The average price for the month at P1,137.39/sack was **lower** by 10.70% compared to the previous month's quotation but was 10.42% **higher** than last year's price.
- Prices were **down** in most regions compared to previous month's levels. Price **cuts** ranged from 5.05% in Ilocos to 24.49% in CARAGA.



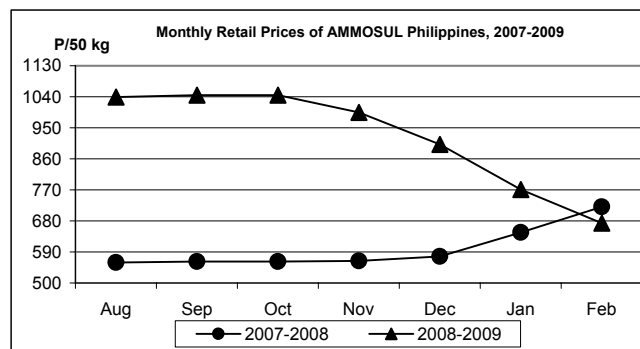
B. COMPLETE

- The average monthly price was P1,329.63/sack. This was **lower** by 10.01% from the previous month's quotation but **higher** by 29.02% than the price in the same period last year.
- Prices went **down** in most regions compared to the previous month's levels with the biggest cut noted in Bicol at 19.87%. Price was stable in ARMM.



C. AMMOSUL

- The average price for the month at P673.28/sack posted **drops** of 12.65% relative to January 2009 and 6.63% from the same period last year.
- Prices at the regions **weakened** compared to last month's levels. Biggest **decline** was noted in Central Visayas at 22.19%.



D. AMMOPHOS

- Average price in February at P1,232.89/sack **slid** by 11.52% from last month's price but **moved up** by 25.76% from the price a year ago.
- Compared to last month, prices **went down** in most regions with the biggest **decrement** of 21.14% registered in Bicol region. Stable price was posted in ARMM.

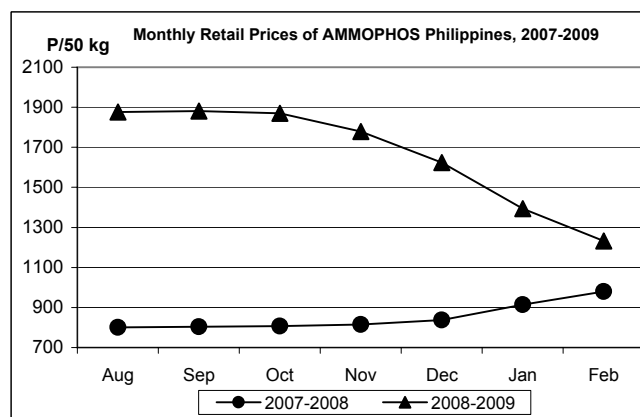


Table 1. Average Dealers' Prices of Fertilizers, January 2009 and February 2008-2009*
(peso per sack of 50 kilograms)

Region/Province	UREA					COMPLETE				
	Monthly Ave.			% Change		Monthly Ave.			% Change	
	Feb-09	Feb-08	Jan-09	(2)/(3)	(2)/(4)	Feb-09	Feb-08	Jan-09	(7)/(8)	(7)/(9)
(1)	(2)	(3)	(4)	(5)	(6)	(7)	(8)	(9)	(10)	(11)
PHILIPPINES	1137.39	1030.03	1273.72	10.42	-10.70	1329.63	1030.58	1477.46	29.02	-10.01
C A R	1241.67	1014.79	1325.17	22.36	-6.30	1437.92	986.67	1526.67	45.73	-5.81
ILOCOS	989.38	1016.25	1042.00	-2.64	-5.05	1216.88	990.63	1290.75	22.84	-5.72
CAGAYAN VALLEY	965.63	1006.30	1063.25	-4.04	-9.18	1169.38	1018.44	1283.50	14.82	-8.89
CENTRAL LUZON	973.93	987.86	1060.57	-1.41	-8.17	1180.00	960.71	1263.71	22.83	-6.62
CALABARZON	1283.50	1034.50	1487.00	24.07	-13.69	1402.50	993.00	1548.00	41.24	-9.40
MIMAROPA	1181.00	1074.25	1277.00	9.94	-7.52	1341.50	1038.75	1487.80	29.15	-9.83
BICOL REGION	1156.25	1063.13	1440.83	8.76	-19.75	1347.50	1045.83	1681.67	28.85	-19.87
WESTERN VISAYAS	955.21	1030.42	1033.17	-7.30	-7.55	1160.00	1103.75	1290.17	5.10	-10.09
CENTRAL VISAYAS	1233.69	1035.50	1397.66	19.14	-11.73	1414.63	1029.56	1548.00	37.40	-8.62
EASTERN VISAYAS	1310.42	1108.75	1503.00	18.19	-12.81	1397.08	1061.25	1597.33	31.65	-12.54
ZAMBOANGA PENINSULA	1078.33	1052.50	1146.67	2.45	-5.96	1293.75	1092.08	1369.33	18.47	-5.52
NORTHERN MINDANAO	1111.54	1033.83	1300.93	7.52	-14.56	1330.78	1083.12	1456.99	22.87	-8.66
DAVAO REGION	1012.50	992.25	1130.60	2.04	-10.45	1261.00	1066.40	1472.40	18.25	-14.36
SOCCSKSARGEN	963.72	989.69	1061.12	-2.62	-9.18	1233.39	1057.50	1421.61	16.63	-13.24
CARAGA	1047.50	1008.13	1387.32	3.91	-24.49	1262.19	1079.98	1515.45	16.87	-16.71
ARMM	1735.00	1017.50	1722.50	70.52	0.73	1912.50	852.92	1912.50	124.23	0.00

Region/Province	AMMOSUL					AMMOPHOS				
	Monthly Ave.			% Change		Monthly Ave.			% Change	
	Feb-09	Feb-08	Jan-09	(2)/(3)	(2)/(4)	Feb-09	Feb-08	Jan-09	(7)/(8)	(7)/(9)
(1)	(2)	(3)	(4)	(5)	(6)	(7)	(8)	(9)	(10)	(11)
PHILIPPINES	673.28	721.07	770.77	-6.63	-12.65	1232.89	980.36	1393.36	25.76	-11.52
C A R	800.00	675.70	859.60	18.40	-6.93	1341.00	967.50	1404.00	38.60	-4.49
ILOCOS	595.94	650.94	668.75	-8.45	-10.89	1185.94	902.19	1259.25	31.45	-5.82
CAGAYAN VALLEY	585.63	677.19	688.50	-13.52	-14.94	1074.38	971.77	1214.50	10.56	-11.54
CENTRAL LUZON	686.43	671.25	760.57	2.26	-9.75	1151.25	945.18	1237.71	21.80	-6.99
CALABARZON	885.00	666.50	961.80	32.78	-7.99	1418.33	957.50	1577.67	48.13	-10.10
MIMAROPA	805.00	695.31	889.50	15.78	-9.50	1329.00	974.00	1481.00	36.45	-10.26
BICOL REGION	925.50	771.25	1017.73	20.00	-9.06	1179.75	942.00	1496.00	25.24	-21.14
WESTERN VISAYAS	546.67	750.21	600.17	-27.13	-8.91	1048.13	1022.92	1227.50	2.46	-14.61
CENTRAL VISAYAS	660.13	694.27	848.35	-4.92	-22.19	1224.17	945.83	1512.89	29.43	-19.08
EASTERN VISAYAS	625.00	813.75	801.00	-23.20	-21.97	1333.13	1030.00	1480.00	29.43	-9.92
ZAMBOANGA PENINSULA	551.67	750.83	622.00	-26.53	-11.31	1160.83	1020.42	1291.33	13.76	-10.11
NORTHERN MINDANAO	659.56	815.58	739.89	-19.13	-10.86	1291.49	1013.85	1411.92	27.38	-8.53
DAVAO REGION	537.00	767.50	647.40	-30.03	-17.05	1292.75	1014.50	1473.00	27.43	-12.24
SOCCSKSARGEN	521.31	743.13	638.88	-29.85	-18.40	1235.32	1007.81	1454.07	22.57	-15.04
CARAGA	541.06	784.22	695.13	-31.01	-22.16	1226.81	1030.21	1518.40	19.08	-19.20
ARMM	797.50	645.83	794.00	23.48	0.44	1460.00	907.08	1460.00	60.96	0.00

* Based on BAS Weekly Cereals and Fertilizer Price Monitoring (WCFPM) covering 5 dealer-respondents per province