



UPDATES *on* FERTILIZER PRICES



Volume 1

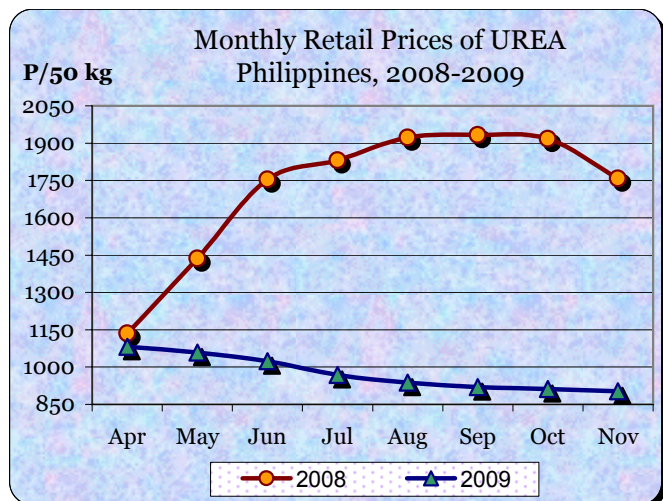
No. 11

November 2009

- ❖ At the national level, the average monthly prices of four (4) fertilizer grades were lower compared to the prices in the same period last year: Urea, by 48.70%; Complete, by 40.49%; Ammosul, by 48.79% and Ammophos, by 45.37%.
- ❖ In most regions, prices of four (4) fertilizer grades went down relative to last month's quotations.

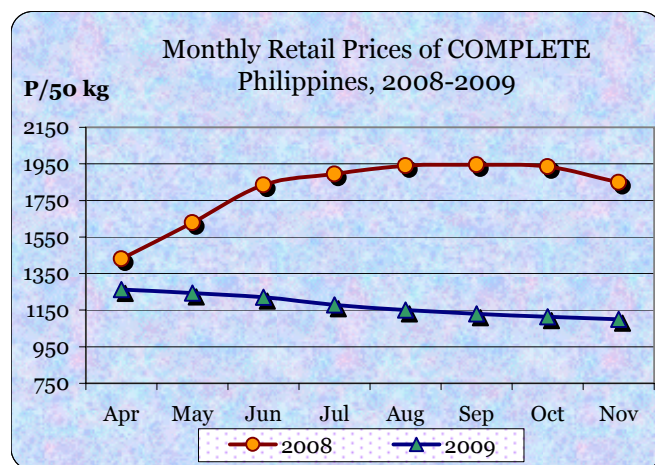
A. UREA

- The monthly average price at P902.10/sack was **lower** by 1.03% from the previous month's quotation and by 48.70% than the price in the same period last year.
- Relative to previous month's records, prices went **down** in most regions. In Ilocos Region, price remained at P812.50/sack for four (4) consecutive months from August to November while in MIMAROPA, Bicol Region, Zamboanga Peninsula and SOCCSKSARGEN, a less than 1% increase each was noted. In ARMM, however, price was up by 1.20%.



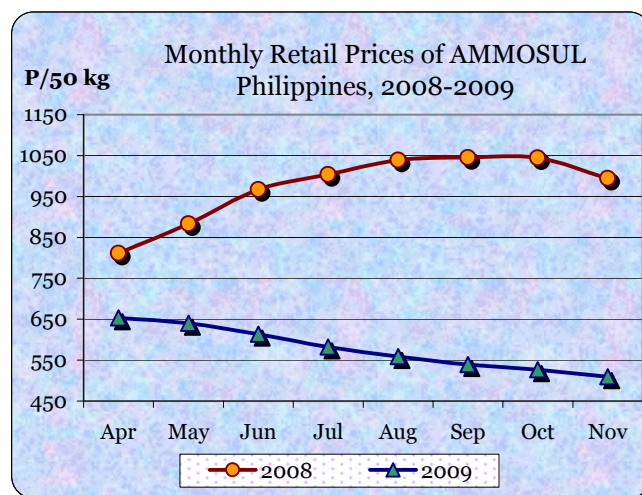
B. COMPLETE

- The average price for the month was P1,100.35/sack, a **decrease** of 1.30% from the previous month's price and by 40.49% from the previous year's record.
- Prices **slid** in most regions from last month's levels except in ARMM where 0.54% increase was registered.



C. AMMOSUL

- The monthly average price at P509.45/sack was **down** by 3.31% relative to last month's price and by 48.79% compared to last year's price.
- Compared to last month, price **declined** in most regions. The biggest cut was noted in CAR at 12.31%. Price increments however, were noted in Ilocos Region by 2.40% and Zamboanga Peninsula by 0.14%. Price was stable in Cagayan Valley and ARMM.



D. AMMOPHOS

- The average price for November was P972.00/sack. This was **lower** by 1.94% from the previous month's price and by 45.37% from last year's report.
- Prices in most regions **softened** from October level, except in ARMM with an increase of 0.38%.

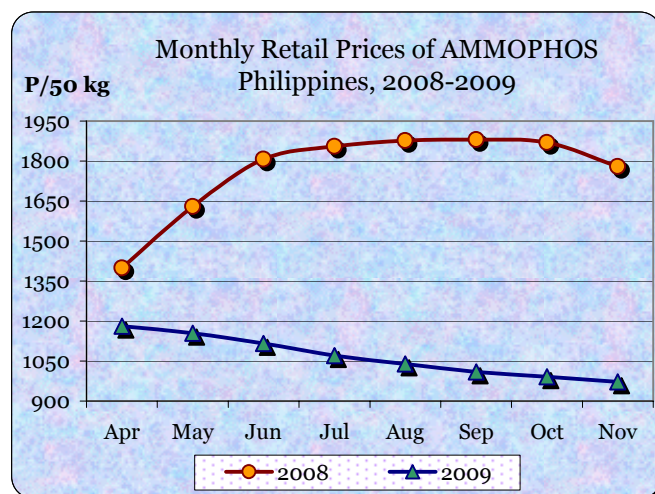


Table 1. Average Dealers' Prices of Fertilizers, October 2009 and November 2008-2009*
(peso per sack of 50 kilograms)

Region/Province	UREA					COMPLETE				
	Monthly Ave.			% Change		Monthly Ave.			% Change	
	Nov-09	Nov-08	Oct-09	(2)/(3)	(2)/(4)	Nov-09	Nov-08	Oct-09	(7)/(8)	(7)/(9)
(1)	(2)	(3)	(4)	(5)	(6)	(7)	(8)	(9)	(10)	(11)
PHILIPPINES	902.10	1,758.33	911.48	-48.70	-1.03	1,100.35	1,849.09	1,114.81	-40.49	-1.30
C A R	883.33	1,874.23	929.17	-52.87	-4.93	1,094.08	1,913.00	1,121.67	-42.81	-2.46
ILOCOS	812.50	1,687.00	812.50	-51.84	0.00	1,013.13	1,744.00	1,035.00	-41.91	-2.11
CAGAYAN VALLEY	798.44	1,455.50	804.25	-45.14	-0.72	985.00	1,645.50	1,005.50	-40.14	-2.04
CENTRAL LUZON	821.79	1,753.43	825.57	-53.13	-0.46	1,012.68	1,858.00	1,027.14	-45.50	-1.41
CALABARZON	896.00	1,815.00	897.60	-50.63	-0.18	1,106.00	1,804.00	1,131.20	-38.69	-2.23
MIMAROPA	978.69	1,947.88	977.00	-49.76	0.17	1,125.50	1,982.00	1,143.20	-43.21	-1.55
BICOL REGION	894.58	1,837.83	892.17	-51.32	0.27	1,121.67	1,919.50	1,129.47	-41.56	-0.69
WESTERN VISAYAS	821.25	1,574.17	825.67	-47.83	-0.54	1,041.25	1,736.50	1,055.00	-40.04	-1.30
CENTRAL VISAYAS	931.98	1,800.67	940.10	-48.24	-0.86	1,144.43	1,886.40	1,148.81	-39.33	-0.38
EASTERN VISAYAS	1,020.75	1,864.67	1,030.33	-45.26	-0.93	1,187.38	1,875.67	1,193.33	-36.70	-0.50
ZAMBOANGA PENINSULA	885.00	1,518.00	880.67	-41.70	0.49	1,070.42	1,718.67	1,080.67	-37.72	-0.95
NORTHERN MINDANAO	886.34	1,710.18	943.24	-48.17	-6.03	1,136.19	1,848.37	1,149.92	-38.53	-1.19
DAVAO REGION	828.50	1,742.40	831.20	-52.45	-0.32	1,085.50	1,861.60	1,112.80	-41.69	-2.45
SOCCSKSARGEN	815.20	1,537.40	812.35	-46.98	0.35	1,098.13	1,800.48	1,099.85	-39.01	-0.16
CARAGA	858.13	1,833.75	864.60	-53.20	-0.75	1,095.94	1,868.38	1,112.95	-41.34	-1.53
ARMM	1,373.75	2,028.00	1,357.50	-32.26	1.20	1,315.00	2,035.00	1,308.00	-35.38	0.54

Region/Province	AMMOSUL					AMMOPHOS				
	Monthly Ave.			% Change		Monthly Ave.			% Change	
	Nov-09	Nov-08	Oct-09	(2)/(3)	(2)/(4)	Nov-09	Nov-08	Oct-09	(7)/(8)	(7)/(9)
(1)	(2)	(3)	(4)	(5)	(6)	(7)	(8)	(9)	(10)	(11)
PHILIPPINES	509.45	994.73	526.90	-48.79	-3.31	972.00	1,779.18	991.22	-45.37	-1.94
C A R	499.50	1,056.48	569.60	-52.72	-12.31	1,013.90	1,859.60	1,073.60	-45.48	-5.56
ILOCOS	458.75	923.25	448.00	-50.31	2.40	877.50	1,736.25	890.50	-49.46	-1.46
CAGAYAN VALLEY	433.75	913.50	433.75	-52.52	0.00	810.00	1,596.00	865.25	-49.25	-6.39
CENTRAL LUZON	492.32	1,036.57	495.86	-52.50	-0.71	895.89	1,844.14	909.29	-51.42	-1.47
CALABARZON	590.00	1,043.80	604.00	-43.48	-2.32	1,000.00	1,935.87	1,013.33	-48.34	-1.32
MIMAROPA	694.38	1,064.00	704.25	-34.74	-1.40	1,055.00	1,880.80	1,065.00	-43.91	-0.94
BICOL REGION	638.50	1,100.40	696.80	-41.98	-8.37	991.50	1,678.40	999.00	-40.93	-0.75
WESTERN VISAYAS	434.17	831.17	439.17	-47.76	-1.14	895.63	1,705.17	909.67	-47.48	-1.54
CENTRAL VISAYAS	499.38	1,030.69	510.05	-51.55	-2.09	949.17	1,793.89	960.00	-47.09	-1.13
EASTERN VISAYAS	560.00	1,086.00	570.00	-48.43	-1.75	1,072.92	1,706.40	1,078.50	-37.12	-0.52
ZAMBOANGA PENINSULA	485.00	854.00	484.33	-43.21	0.14	925.00	1,643.33	937.33	-43.71	-1.32
NORTHERN MINDANAO	524.77	944.50	563.62	-44.44	-6.89	1,140.91	1,762.53	1,150.80	-35.27	-0.86
DAVAO REGION	448.00	924.60	460.40	-51.55	-2.69	986.50	1,859.60	999.20	-46.95	-1.27
SOCCSKSARGEN	466.88	919.25	475.95	-49.21	-1.91	975.31	1,791.87	1,001.65	-45.57	-2.63
CARAGA	487.50	970.63	499.25	-49.77	-2.35	1,038.23	1,878.85	1,055.95	-44.74	-1.68
ARMM	455.00	1,264.00	455.00	-64.00	0.00	932.50	1,731.00	929.00	-46.13	0.38

* Based on BAS Weekly Cereals and Fertilizer Price Monitoring (WCFPM) covering 5 dealer-respondents per province