



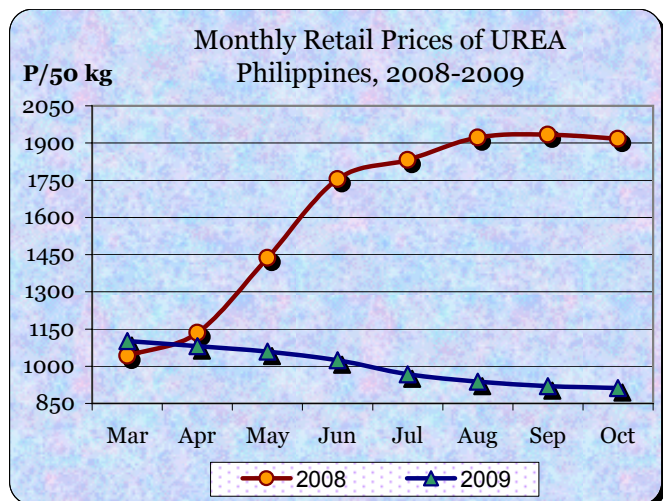
UPDATES *on* FERTILIZER PRICES



- ❖ At the national level, prices of all four (4) fertilizer grades further declined this month. Average quotations were 0.91 % to 2.21 % below last month's levels. Relative to 2008 levels, faster rates of declines were noted during the reference month.
- ❖ In most regions, this month's prices were lower relative to last month's quotations.

A. UREA

- The monthly average price at P911.48/sack **decreased** by 0.91% from the previous month's level and by 52.47% from last year's price.
- Relative to previous month's records, prices went **down** in most regions. Price was stable in Ilocos Region at P812.50/sack for three (3) consecutive months from August to October while in Bicol Region, Northern Mindanao and Davao Region a less than 1% increase was noted. In CAR, however, price was up by 2.25%.



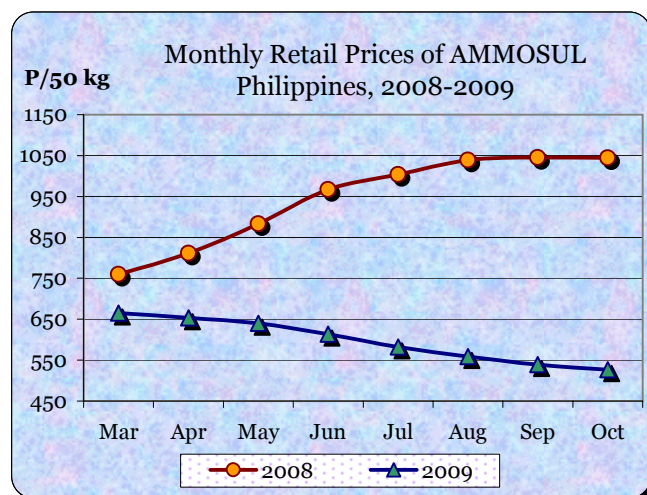
B. COMPLETE

- The average price for the month was P1,114.81/sack. It went **down** by 1.37% from the previous month's price and by 42.36% from the previous year's record.
- Prices **slid** in most regions from last month's levels except in CAR and Central Visayas where increases of 0.26% and 0.11% were noted respectively.



C. AMMOSUL

- The monthly average price at P526.90/sack was **lower** by 2.21% relative to last month and by 49.57% compared to last year's price.
- Compared to last month, price went **down** in most regions. ARMM recorded the biggest price reduction of 10.68%. Price increments however, were noted in Ilocos Region, MIMAROPA and Central Visayas at respective rates of 0.25%, 1.42% and 1.74%.



D. AMMOPHOS

- The average price for the month was P991.22/sack. This was **lower** by 1.84% from the previous month's price and by 46.99% from last year's report.
- Compared to last month, prices went **down** in all regions with the biggest decrement of 8.36% registered in ARMM.

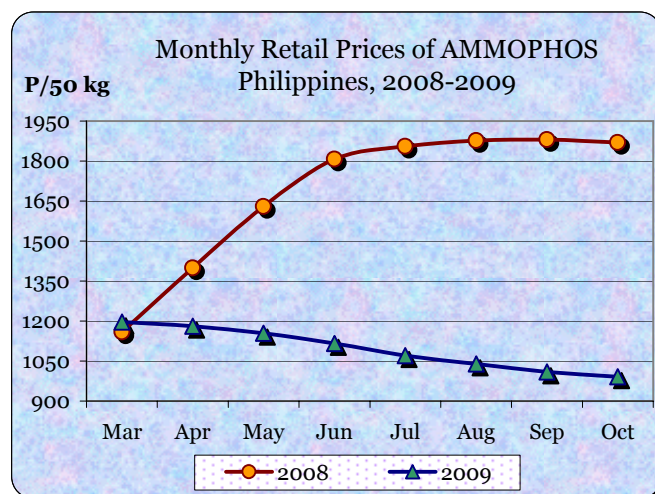


Table 1. Average Dealers' Prices of Fertilizers, September 2009 and October 2008-2009*
(peso per sack of 50 kilograms)

Region/Province	UREA					COMPLETE				
	Monthly Ave.			% Change		Monthly Ave.			% Change	
	Oct-09	Oct-08	Sep-09	(2)/(3)	(2)/(4)	Oct-09	Oct-08	Sep-09	(7)/(8)	(7)/(9)
(1)	(2)	(3)	(4)	(5)	(6)	(7)	(8)	(9)	(10)	(11)
PHILIPPINES	911.48	1,917.54	919.85	-52.47	-0.91	1,114.81	1,934.14	1,130.30	-42.36	-1.37
C A R	929.17	1,960.00	908.75	-52.59	2.25	1,121.67	1,935.42	1,118.75	-42.05	0.26
ILOCOS	812.50	1,971.88	812.50	-58.80	0.00	1,035.00	1,933.13	1,040.00	-46.46	-0.48
CAGAYAN VALLEY	804.25	1,853.44	810.94	-56.61	-0.82	1,005.50	1,845.00	1,022.50	-45.50	-1.66
CENTRAL LUZON	825.57	1,929.29	830.36	-57.21	-0.58	1,027.14	1,927.14	1,043.04	-46.70	-1.52
CALABARZON	897.60	1,886.00	914.00	-52.41	-1.79	1,131.20	1,842.25	1,139.00	-38.60	-0.68
MIMAROPA	977.00	2,080.00	981.25	-53.03	-0.43	1,143.20	2,049.00	1,153.00	-44.21	-0.85
BICOL REGION	892.17	1,931.25	891.71	-53.80	0.05	1,129.47	1,972.08	1,131.08	-42.73	-0.14
WESTERN VISAYAS	825.67	1,841.04	847.29	-55.15	-2.55	1,055.00	1,877.50	1,088.54	-43.81	-3.08
CENTRAL VISAYAS	940.10	1,930.63	947.29	-51.31	-0.76	1,148.81	1,984.40	1,147.57	-42.11	0.11
EASTERN VISAYAS	1,030.33	1,913.33	1,081.25	-46.15	-4.71	1,193.33	1,911.67	1,223.33	-37.58	-2.45
ZAMBOANGA PENINSULA	880.67	1,865.00	885.83	-52.78	-0.58	1,080.67	1,935.00	1,098.33	-44.15	-1.61
NORTHERN MINDANAO	943.24	1,873.00	934.67	-49.64	0.92	1,149.92	1,947.00	1,167.37	-40.94	-1.49
DAVAO REGION	831.20	1,888.50	831.00	-55.99	0.02	1,112.80	1,928.50	1,125.00	-42.30	-1.08
SOCCSKSARGEN	812.35	1,785.87	822.69	-54.51	-1.26	1,099.85	1,878.33	1,116.04	-41.45	-1.45
CARAGA	864.60	1,901.25	878.94	-54.52	-1.63	1,112.95	1,942.03	1,118.98	-42.69	-0.54
ARMM	1,357.50	2,046.25	1,377.50	-33.66	-1.45	1,308.00	2,055.63	1,373.75	-36.37	-4.79

Region/Province	AMMOSUL					AMMOPHOS				
	Monthly Ave.			% Change		Monthly Ave.			% Change	
	Oct-09	Oct-08	Sep-09	(2)/(3)	(2)/(4)	Oct-09	Oct-08	Sep-09	(7)/(8)	(7)/(9)
(1)	(2)	(3)	(4)	(5)	(6)	(7)	(8)	(9)	(10)	(11)
PHILIPPINES	526.90	1,044.76	538.82	-49.57	-2.21	991.22	1,869.98	1,009.78	-46.99	-1.84
C A R	569.60	1,081.50	580.50	-47.33	-1.88	1,073.60	1,917.50	1,075.50	-44.01	-0.18
ILOCOS	448.00	1,046.25	446.88	-57.18	0.25	890.50	1,883.75	894.38	-52.73	-0.43
CAGAYAN VALLEY	433.75	1,000.00	447.81	-56.63	-3.14	865.25	1,805.00	893.75	-52.06	-3.19
CENTRAL LUZON	495.86	1,060.71	511.25	-53.25	-3.01	909.29	1,921.25	937.32	-52.67	-2.99
CALABARZON	604.00	1,037.25	640.00	-41.77	-5.63	1,013.33	2,022.92	1,029.17	-49.91	-1.54
MIMAROPA	704.25	1,047.50	694.38	-32.77	1.42	1,065.00	2,002.00	1,097.63	-46.80	-2.97
BICOL REGION	696.80	1,097.00	717.75	-36.48	-2.92	999.00	1,713.00	1,016.00	-41.68	-1.67
WESTERN VISAYAS	439.17	963.13	449.38	-54.40	-2.27	909.67	1,840.00	920.00	-50.56	-1.12
CENTRAL VISAYAS	510.05	1,074.01	501.35	-52.51	1.74	960.00	1,909.17	970.00	-49.72	-1.03
EASTERN VISAYAS	570.00	1,118.75	593.75	-49.05	-4.00	1,078.50	1,729.38	1,087.08	-37.64	-0.79
ZAMBOANGA PENINSULA	484.33	1,022.50	489.17	-52.63	-0.99	937.33	1,850.83	947.50	-49.36	-1.07
NORTHERN MINDANAO	563.62	1,016.45	566.95	-44.55	-0.59	1,150.80	1,870.00	1,174.80	-38.46	-2.04
DAVAO REGION	460.40	997.00	466.00	-53.82	-1.20	999.20	1,881.50	1,007.50	-46.89	-0.82
SOCCSKSARGEN	475.95	976.43	485.44	-51.26	-1.95	1,001.65	1,850.20	1,016.15	-45.86	-1.43
CARAGA	499.25	998.78	521.27	-50.01	-4.22	1,055.95	1,936.88	1,071.83	-45.48	-1.48
ARMM	455.00	1,302.08	509.38	-65.06	-10.68	929.00	1,725.00	1,013.75	-46.14	-8.36

* Based on BAS Weekly Cereals and Fertilizer Price Monitoring (WCFPM) covering 5 dealer-respondents per province

