

SPECIAL RELEASE

Updates on July-September 2019 Palay and Corn Estimates, 01 September 2019

Date of Release: 15 October 2019

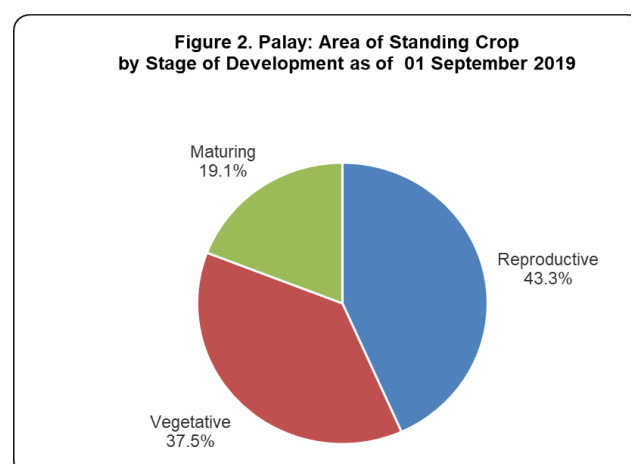
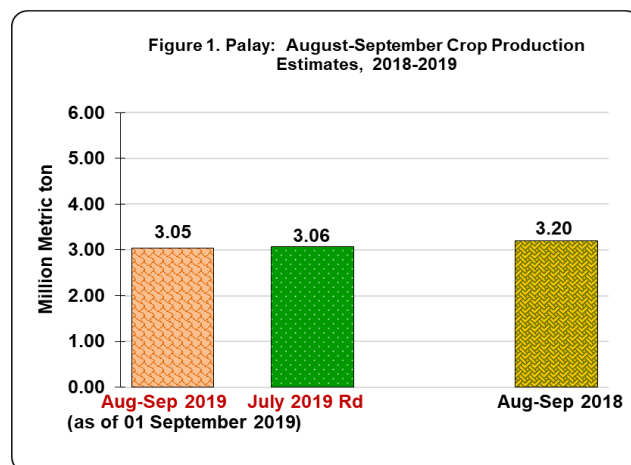
Reference No. 2019-342

HIGHLIGHTS

As of 01 September 2019, the updated July-September 2019 production estimates on palay and corn based on standing crop may be less than the July 2019 Round estimates.

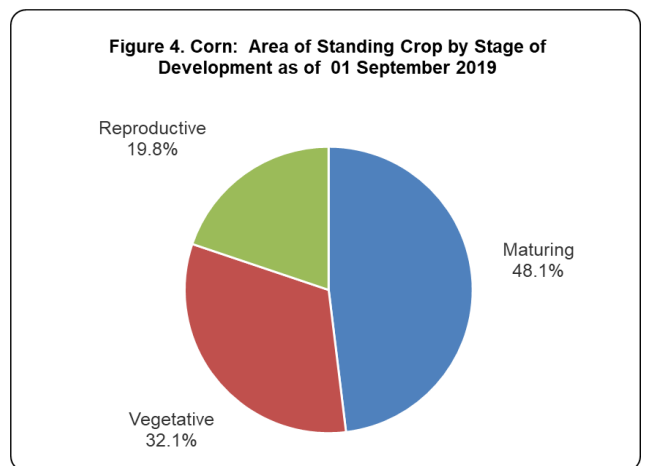
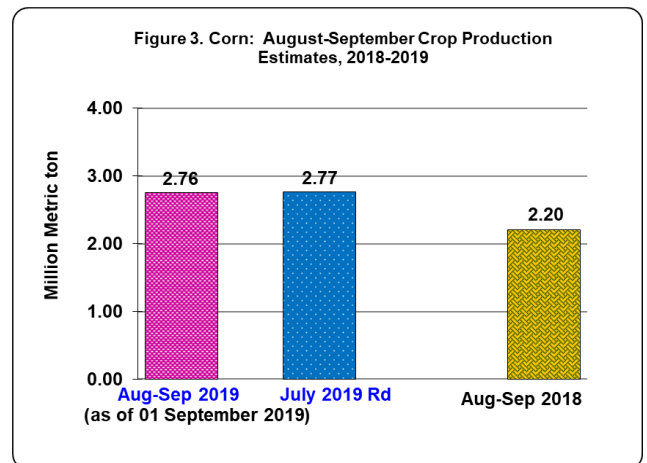
PALAY

- Palay production for July-September 2019 may fall to 3.05 million metric tons, 0.6 percent below the July 2019 round estimate of 3.06 million metric tons and 4.7 percent lower than the previous year's output of 3.20 million metric tons (Figure 1). Harvest area may decline by 11.1 percent from 824.86 thousand hectares level in 2018. Yield per hectare may increase to 4.15 metric tons from 3.88 metric tons.
- About 262.09 thousand hectares or 35.7 percent of the updated standing crop have been harvested.
- Of the 1,948.95 thousand hectares of standing crop, 43.3 percent were at reproductive stage, 37.5 percent at vegetative stage, and 19.1 percent at maturing stage (Figure 2).
- As to the planting intentions of farmers for October-December 2019, 1,477.12 thousand hectares or 77.6 percent of the 1,902.9 hectares perceived area have been actually planted.



CORN

- Corn production for July-September 2019 may decrease to 2.76 million metric tons, 0.3 percent lower than the 2.77 million metric tons estimate in July 2019 and 25.0 percent higher than the previous year's level of 2.20 million metric tons (Figure 3). Harvest area may increase to 872.99 thousand hectares from 784.93 thousand hectares in 2018. Likewise, yield per hectare may increase to 3.16 metric tons, from 2.81 metric tons in 2018.
- About 473.98 thousand hectares or 54.3 percent of the updated standing crop have been harvested.
- Of the updated 803.38 thousand hectares of standing crop, 48.1 percent were at maturing stage, 32.1 percent at vegetative stage, and 19.8 percent at reproductive stage (Figure 4).
- Around 404.37 thousand hectares of the 598.2 hectares perceived area or 67.6 percent of the planting intentions have been realized in October-December 2019.



Rosalinda P. Bautista

ROSALINDA P. BAUTISTA

Assistant Secretary

Deputy National Statistician

Sectoral Statistics Office



Management System
ISO 9001:2015
www.tuv.com
ID: 3108540551



PSA Complex, East Avenue, Diliman, Quezon City, Philippines 1101
Telephone: (632) 938-5267
www.psa.gov.ph

Technical Notes

Production refers to the quantity produced and actually harvested/to be harvested palay and corn during the reference period. Harvest area refers to the actual area harvested/to be harvested during the reference quarter.

Updates on production and harvest area estimates of palay and corn are generated from the Monthly Palay and Corn Situation Reporting System (MPCSRS). It is a monitoring activity conducted monthly in-between Palay and Corn Production Survey (PCPS) rounds. Monitoring are conducted in February, March, May, June, August, September and November. MPCSRS updates the quarterly estimates on production and area for the current quarter based on the PCPS results of the previous survey round. The data generated from MPCSRS are as follows:

- 1) Updates on current quarter's production and area estimates based on the standing crop with indications on crop situation; and
- 2) Updates on current quarter's estimates on planting intentions based on actual plantings.



Management
System
ISO 9001:2015

www.tuv.com
ID: 3108540951



PSA Complex, East Avenue, Diliman, Quezon City, Philippines 1101
Telephone: (632) 938-5267
www.psa.gov.ph