



PRESS RELEASE

Causes of Deaths in the Philippines (Preliminary): January to September 2021

Date of Release: 17 December 2021

Reference No. 2021-521

Explanatory Note

Data on causes of death presented in this press release were obtained from the deaths registered, either timely or belatedly, at the appropriate Office of the City/Municipal Civil Registrar throughout the country and subsequently submitted for encoding to the Office of the Civil Registrar General through the Provincial Statistical Offices (PSOs) of the Philippine Statistics Authority (PSA). The information presented includes deaths that occurred from January to September 2021 based on data files received by the PSA - Civil Registration Service (CRS) from the PSOs as of 29 October 2021. Thus, the figures presented herein are still preliminary and may differ at the final count. Deaths of Filipinos abroad are not yet included in this release, but Filipinos whose usual residence is abroad and foreign nationals with deaths occurring in the country during the reference period were included in this report.

Figures in this release, specifically for deaths due to Coronavirus disease 2019 (COVID-19), may differ from the one released by the Department of Health (DOH) because the figures in this release were obtained from the certificates of death particularly the descriptions written on the medical certificate portion therein as reviewed by the health officer of the local government unit concerned. On the other hand, the figures released by the DOH were obtained through a surveillance system.

Furthermore, figures in this release for deaths due to COVID-19 refer to both confirmed and probable cases as of registration. The coding of causes of death is based on the World Health Organization's (WHO) International Statistical Classification of Diseases and Related Health Problems revision 10 (ICD-10). With the emergence of COVID-19, the WHO issued two new emergency codes (Code U07.1 and Code U07.2) to be used when coding causes of death for statistical purposes.



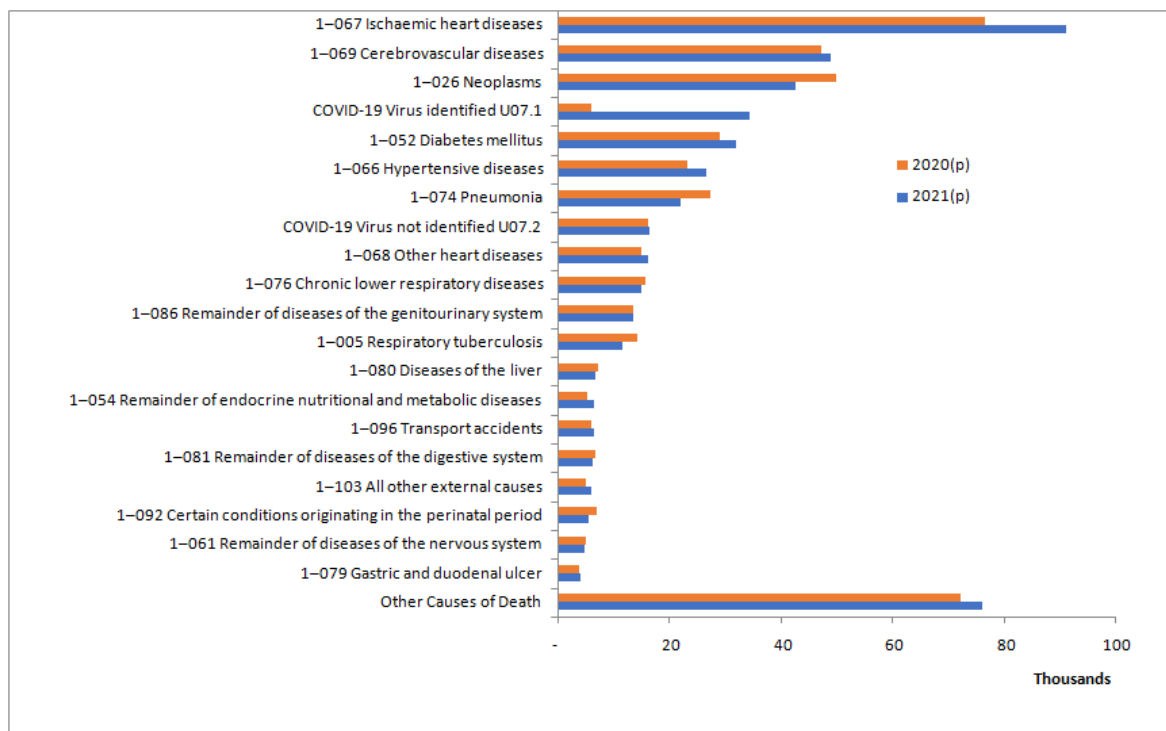
Code U07.1 or COVID-19-virus identified is used when COVID-19 is confirmed by a laboratory test. Code U07.2 or COVID-19-virus not identified is used for suspected or probable cases as well as clinically-epidemiologically diagnosed COVID-19 cases where testing was not completed or inconclusive.¹ Thus, the figures in this release for deaths due to COVID-19 include both Code U07.1 and Code U07.2 while the figures released by the DOH, on the other hand, include deaths from confirmed cases only or Code U07.1.

¹<https://www.who.int/classifications/icd/COVID-19-coding-icd10.pdf>

Ischaemic heart diseases, cerebrovascular diseases, and neoplasms lead the causes of death in the Philippines

The top three causes of death in the country from January to September of 2021 were ischaemic heart diseases, cerebrovascular diseases, and neoplasms. Incidentally, these were also the leading causes of death in the same period in 2020 with some deviations in the ranking. During the first nine months of 2021, ischaemic heart diseases were the leading cause of death with 91,152 cases or 18.5 percent of the total deaths in the country. This indicated an increase of about 18.7 percent from the 76,783 deaths or 16.9 percent of the total deaths in the same period of 2020. On the other hand, cerebrovascular diseases, now came in second with 49,063 deaths (9.9% share) from being third in the previous year's ranking. It showed an increase of 3.6 percent from the 47,355 cases (10.4% share) in the same period in 2020. Neoplasms, commonly known as "cancer" were the third leading cause which accounted for 42,633 deaths (8.6% share) of the total. Deaths due to COVID-19 virus identified ranked as the fourth leading cause of death with 34,361 recorded cases (7.0% share) from January to September 2021 from 6,042 cases (1.3% share) in the same period in 2020. Meanwhile, deaths due to diabetes mellitus (32,057 or 6.5% share), which ranked fifth in 2021, had an increase of 9.7 percent. (Table 1 and Figure 1)

Figure 1. All Causes of Mortality (Top 20), Philippines: January to September, 2020^(p) and 2021^(p)



Note: Symptoms, signs, and abnormal clinical and laboratory findings, not elsewhere classified (R00-R99) are not included in the analysis due to the unspecified nature of these causes.

^(p) - Preliminary

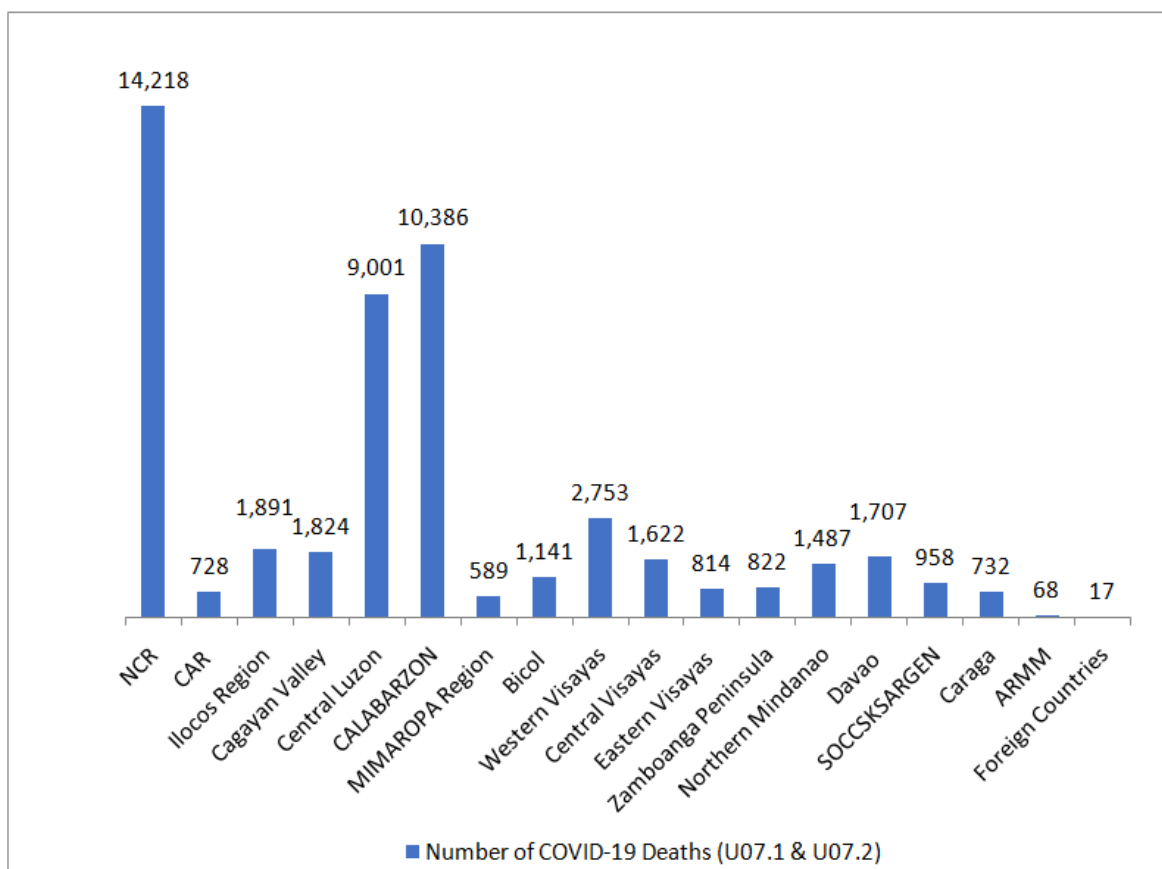
Deaths due to some specified respiratory diseases decrease from the previous year

Based on the 20 leading causes of death, registered deaths attributed to pneumonia recorded a substantial decline, from 27,426 (6.0% share) in January to September 2020 to 22,158 (4.5% share) in the same period in 2021. This indicated a decrease of -19.2 percent, pushing its rank from 5th to 7th. Similarly, deaths due to respiratory tuberculosis decreased by -19.1 percent during the same period in 2021 (from 14,353 in 2020 to 11,610 in 2021), moving down its rank from 10th to 12th. Meanwhile, deaths due to chronic lower respiratory diseases showed a decrease of -4.4 percent during the same period (from 15,716 in 2020 to 15,018 in 2021), lowering its rank to number 10 from number 8. (Table 1 and Figure 1)

Coronavirus disease 2019 (COVID-19) ranks among the leading causes of death

Registered deaths due to COVID-19 accounted for a total of 50,758 deaths or 10.3 percent of the total registered deaths from January to September 2021. By classification, COVID-19 with virus identified and COVID-19 virus not identified were both included in the 10 leading causes of death. COVID-19 with virus identified was the 4th leading cause of death in the country with 34,361 cases or 7.0 percent of the total deaths in the same period in 2021. Meanwhile, registered deaths due to COVID-19 with virus not identified accounted for 16,397 or 3.3 percent of the total deaths from January to September 2021, making it the 8th leading cause of death. (Table 1 and Figure 1)

Figure 2. Number of Registered Deaths Due to COVID-19 by Region of Usual Place of Residence, Philippines: January to September 2021^(P) (as of 29 October 2021)



^(P) - Preliminary

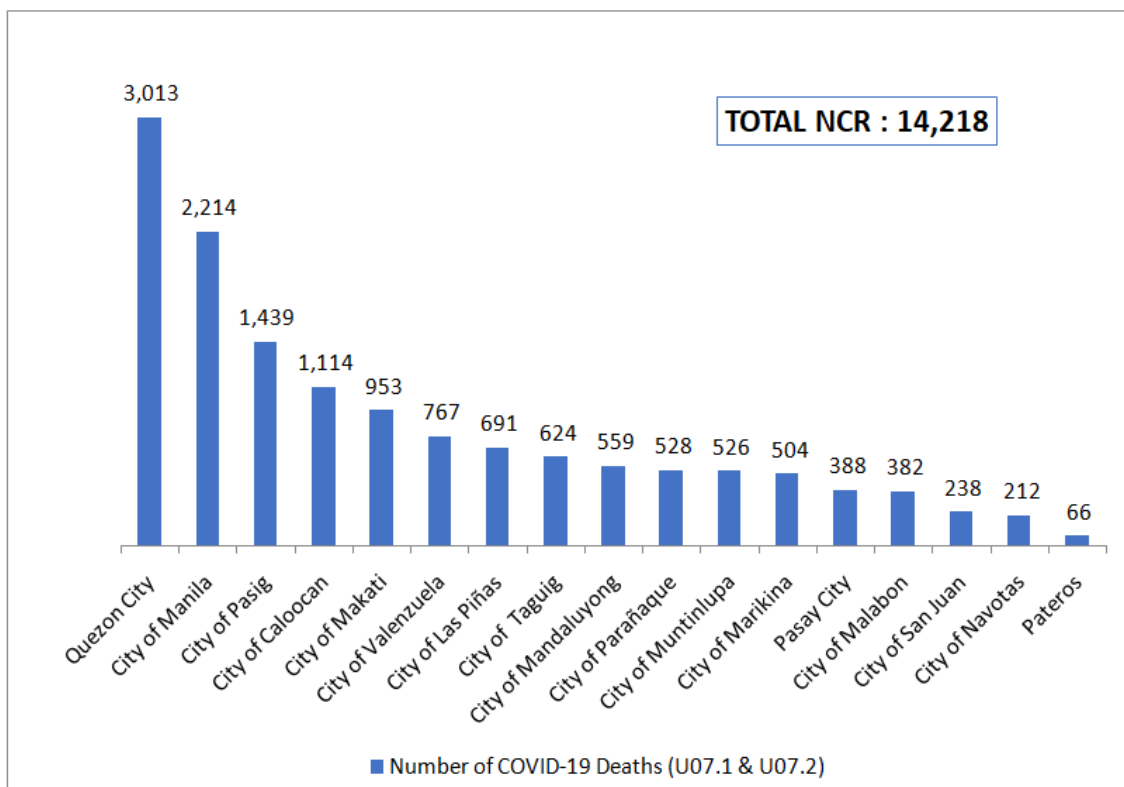
Ten regions report over a thousand COVID-19 deaths

Among the 17 regions, the National Capital Region (NCR) registered the highest number of deaths due to COVID-19 with 14,218 or 28.0 percent of the total COVID-19 deaths from January to September 2021. CALABARZON ranked second with 10,386 deaths (20.5%), Central Luzon came in third with 9,001 deaths (17.7%), while Western Visayas was ranked fourth with 2,753 deaths (5.4%). On the other hand, ARMM reported the least number of registered COVID-19 deaths with only 68 cases. (Table 2 and Figure 2)

Quezon City registers most COVID-19 deaths in NCR

In NCR, Quezon City reported the highest number of deaths due to COVID-19, with 3,013 deaths or 21.2 percent of the total COVID-19 deaths in the region from January to September 2021. This was followed by the City of Manila and City of Pasig with 2,214 (15.6%) and 1,439 (10.1%) COVID-19 deaths, respectively. (Table 3 and Figure 3)

Figure 3. COVID-19 Deaths in NCR, January to September 2021^(p)
(as of 29 October 2021)



^(p) - Preliminary

DENNIS S. MAPA, Ph.D.
Undersecretary
National Statistician and Civil Registrar General

ATR/MBV/NEP

Attachments:

1. *Table 1. Number of Registered Deaths, Percent Shares, and Ranks by Cause of Death (Top 50), Philippines: January to September, 2020^(p) and 2021^(p) (as of 29 October 2021)*
2. *Table 2. Number of Registered Deaths Due to COVID-19 by Region of Usual Place of Residence: January to September 2021^(p) (as of 29 October 2021)*
3. *Table 3. Number of Registered Deaths Due to COVID-19 in NCR by City/Municipality of Usual Place of Residence: January to September 2021^(p) (as of 29 October 2021)*
4. *Table 4. Number of Registered Deaths by Cause of Death, Philippines: January to September, 2020^(p) to 2021^(p) (as of 29 October 2021)*

Table 1. Number of Registered Deaths, Percent Shares, and Ranks by Cause of Death (Top 50), Philippines: January to September, 2020^(P) and 2021^(P) (as of 29 October 2021)

Cause of Death	Jan-Sep 2021 ^(P)			Jan-Sep 2020 ^(P)			Percent Change
	Number	Share (%)	Rank	Number	Share (%)	Rank	
Total	493,602	100.0		454,454	100.0		8.6
1-067 Ischaemic heart diseases I20-I25	91,152	18.5	1	76,783	16.9	1	18.7
1-069 Cerebrovascular diseases I60-I69	49,063	9.9	2	47,355	10.4	3	3.6
1-026 Neoplasms C00-D48	42,633	8.6	3	49,996	11.0	2	-14.7
COVID-19 Virus identified U07.1	34,361	7.0	4	6,042	1.3	16	468.7
1-052 Diabetes mellitus E10-E14	32,057	6.5	5	29,212	6.4	4	9.7
1-066 Hypertensive diseases I10-I13	26,600	5.4	6	23,213	5.1	6	14.6
1-074 Pneumonia J12-J18	22,158	4.5	7	27,426	6.0	5	-19.2
COVID-19 Virus not identified U07.2	16,397	3.3	8	16,219	3.6	7	1.1
1-068 Other heart diseases I26-I51	16,186	3.3	9	15,169	3.3	9	6.7
1-076 Chronic lower respiratory diseases J40-J47	15,018	3.0	10	15,716	3.5	8	-4.4
1-086 Remainder of diseases of the genitourinary system N17-N98	13,588	2.8	11	13,577	3.0	11	0.1
1-005 Respiratory tuberculosis A15-A16	11,610	2.4	12	14,353	3.2	10	-19.1
1-080 Diseases of the liver K70-K76	6,699	1.4	13	7,271	1.6	12	-7.9
1-054 Remainder of endocrine nutritional and metabolic diseases E00-E07 E15-E34 E50-E88	6,562	1.3	14	5,446	1.2	18	20.5
1-096 Transport accidents V01-V99	6,440	1.3	15	6,179	1.4	15	4.2
1-081 Remainder of diseases of the digestive system K00-K22 K28-K66 K80-K92	6,337	1.3	16	6,701	1.5	14	-5.4
1-103 All other external causes W20-W64 W75-W99 X10-X39 X50-X59 Y10-Y89	5,975	1.2	17	5,200	1.1	19	14.9
1-092 Certain conditions originating in the perinatal period P00-P96	5,660	1.1	18	7,100	1.6	13	-20.3
1-061 Remainder of diseases of the nervous system G04-G25 G31-G98	4,879	1.0	19	5,072	1.1	20	-3.8
1-079 Gastric and duodenal ulcer K25-K27	4,059	0.8	20	4,002	0.9	22	-
1-102 Assault X85-Y09	4,040	0.8	21	5,495	1.2	17	-26.5
1-053 Malnutrition E40-E46	3,810	0.8	22	3,114	0.7	27	22.4
1-083 Diseases of the musculoskeletal system and connective tissue M00-M99	3,653	0.7	23	3,367	0.7	26	8.5
1-077 Remainder of diseases of the respiratory system J00-J06 J30-J39 J60-J98	3,593	0.7	24	4,087	0.9	21	-12.1
1-093 Congenital malformations deformations and chromosomal abnormalities Q00-Q99	3,361	0.7	25	3,464	0.8	25	-3.0
1-012 Sepsis A40-A41	3,062	0.6	26	3,641	0.8	23	-15.9
1-097 Falls W00-W19	3,042	0.6	27	2,490	0.5	29	22.2
1-101 Intentional self-harm X60-X84	2,673	0.5	28	3,559	0.8	24	-24.9
1-082 Diseases of the skin and subcutaneous tissue L00-L98	2,470	0.5	29	2,823	0.6	28	-12.5
1-049 Anaemias D50-D64	2,255	0.5	30	2,396	0.5	30	-5.9
1-003 Diarrhoea and gastroenteritis of presumed infectious origin A09	2,172	0.4	31	2,010	0.4	32	8.1
1-098 Accidental drowning and submersion W65-W74	2,085	0.4	32	1,895	0.4	33	10.0
1-085 Glomerular and renal tubulo-interstitial diseases N00-N15	2,057	0.4	33	2,374	0.5	31	-13.4
1-065 Acute rheumatic fever and chronic rheumatic heart diseases I00-I09	1,291	0.3	34	1,373	0.3	34	-6.0
1-025 Remainder of certain infectious and parasitic diseases A21-A32 A38 A42-A49 A65-A79 A81 A83-A89 B00-B04 B06-B09 B25-B49 B58-B64 B66-B94 B99	1,084	0.2	35	1,019	0.2	37	6.4
1-071 Remainder of diseases of the circulatory system I71-I99	1,075	0.2	36	1,228	0.3	35	-12.5
1-057 Remainder of mental and behavioural disorders F01-F09 F20-F99	859	0.2	37	722	0.2	41	19.0
1-060 Alzheimer disease G30	834	0.2	38	662	0.1	43	26.0
1-089 Other direct obstetric deaths O10-O92	720	0.1	39	1,137	0.3	36	-36.7
1-006 Other tuberculosis A17-A19	687	0.1	40	766	0.2	39	-10.3
1-020 Human immunodeficiency virus [HIV] disease B20-B24	653	0.1	41	724	0.2	40	-9.8
1-017 Other arthropod-borne viral fevers and viral haemorrhagic fevers A92-A94 A96-A99	629	0.1	42	776	0.2	38	-18.9
1-050 Remainder of diseases of the blood and blood-forming organs and certain disorders involving the immune mechanism C	560	0.1	43	641	0.1	44	-12.6
1-019 Viral hepatitis B15-B19	530	0.1	44	691	0.2	42	-23.3
1-100 Accidental poisoning by and exposure to noxious substances X40-X49	508	0.1	45	350	0.1	47	45.1
1-059 Meningitis G00 G03	461	0.1	46	519	0.1	45	-11.2
1-008 Tetanus A33-A35	313	0.1	47	367	0.1	46	-14.7
1-056 Mental and behavioural disorders due to psychoactive substance use F10-F19	304	0.1	48	248	0.1	51	22.6
1-070 Atherosclerosis I70	282	0.1	49	258	0.1	50	9.3
1-004 Other intestinal infectious diseases A01-A08	247	0.1	50	302	0.1	48	-18.2
Other Causes of Death	26,858	5.4		19,924	4.4		

Source: Philippine Statistics Authority (Data on deaths are those registered at the Office of the City/Municipal Civil Registrars throughout the country and submitted to the Office of the Civil Registrar General using Certificate of Death-Municipal Form 103)
^(P) – Preliminary

Table 2. Number of Registered Deaths Due to COVID-19 by Region of Usual Place of Residence: January to September 2021^(p) (as of 29 October 2021)

Region	Usual Residence		
	Number	Share (%)	Rank
TOTAL	50,758	100.0	
National Capital Region (NCR)	14,218	28.0	1
Cordillera Administrative Region (CAR)	728	1.4	15
Region I - Ilocos Region	1,891	3.7	5
Region II - Cagayan Valley	1,824	3.6	6
Region III - Central Luzon	9,001	17.7	3
Region IV-A - CALABARZON	10,386	20.5	2
MIMAROPA Region	589	1.2	16
Region V - Bicol	1,141	2.2	10
Region VI - Western Visayas	2,753	5.4	4
Region VII - Central Visayas	1,622	3.2	8
Region VIII - Eastern Visayas	814	1.6	13
Region IX - Zamboanga Peninsula	822	1.6	12
Region X - Northern Mindanao	1,487	2.9	9
Region XI - Davao	1,707	3.4	7
Region XII - SOCCSKSARGEN	958	1.9	11
Region XIII - Caraga	732	1.4	14
Autonomous Region in Muslim Mindanao (ARMM)	68	0.1	17
Foreign Countries	17	0.0	18

Source: Philippine Statistics Authority (Data on deaths are those registered at the Office of the City/Municipal Civil Registrars throughout the country and submitted to the Office of the Civil Registrar General using Certificate of Death-Municipal Form 103)

^(p) – Preliminary

Table 3. Number of Registered Deaths Due to COVID-19 in NCR
by City/Municipality of Usual Place of Residence: January to September 2021^(p)
(as of 29 October 2021)

Region/City/Municipality	Number	Share (%)	Rank
TOTAL Philippines	50,758		
National Capital Region (NCR)	14,218	28.0	
City of Manila	2,214	15.6	2
City of Mandaluyong	559	3.9	9
City of Marikina	504	3.5	12
City of Pasig	1,439	10.1	3
Quezon City	3,013	21.2	1
City of San Juan	238	1.7	15
City of Caloocan	1,114	7.8	4
City of Malabon	382	2.7	14
City of Navotas	212	1.5	16
City of Valenzuela	767	5.4	6
City of Las Piñas	691	4.9	7
City of Makati	953	6.7	5
City of Muntinlupa	526	3.7	11
City of Parañaque	528	3.7	10
Pasay City	388	2.7	13
Pateros	66	0.5	17
City of Taguig	624	4.4	8

Source: Philippine Statistics Authority (Data on deaths are those registered at the Office of the City/Municipal Civil Registrars throughout the country and submitted to the Office of the Civil Registrar General using Certificate of Death-Municipal Form 103)

^(p) - Preliminary