


FY 2014 FINANCIAL PLAN
(In Thousand Pesos)

Department : National Economic Development Authority (NEDA)
 Agency : National Statistics Office (NSO)
 Operating Unit :
 Organization Code (UACS) : 24 003



PARTICULARS	UACS CODE	Current Year's Obligations			Budget Year Obligation Program											
		Actual Jan. - Sept. 30	Estimate Oct. 1 - Dec. 31	Total 5=3+4	TOTAL 6=11+16	COMPREHENSIVE RELEASE					FOR LATER RELEASE (Negative List)					
						Q1	Q2	Q3	Q4	Sub-Total 11=7+8+9+10	Q1	Q2	Q3	Q4	Sub-Total 16=12+13+14+15	
1	2	3	4	5=3+4	6=11+16	7	8	9	10	11=7+8+9+10	12	13	14	15	16=12+13+14+15	
Part A																
I. Budget Year/Appropriation																
A. PROGRAM AND ACTIVITIES																
I. General Administration and Support																
a. General Administration and Supervision																
A.1.a.o1 - Central Office																
PS						82,132	39,837	42,702	39,429	41,682	82,132	-	-	-	-	-
MOOE						125,999	30,424	33,289	30,016	32,269	125,999	-	-	-	-	-
A.1.a.o2 - Regional Operations						37,652	9,413	9,413	9,413	9,413	37,652	-	-	-	-	-
PS						170,870	39,513	47,763	38,461	45,133	170,870	-	-	-	-	-
MOOE						115,744	28,936	28,936	28,936	28,936	115,744	-	-	-	-	-
TOTAL GAS						450,265	108,286	119,401	106,826	115,751	450,265					
PS						296,869	69,937	81,052	68,477	77,402	296,869					
MOOE						153,396	38,349	38,349	38,349	38,349	153,396					
II Operations						505,941	109,624	147,407	107,141	141,769	505,941					
a. MFO 1 - Statistical Generation and Compilation Services						505,941	109,624	147,407	107,141	141,769	505,941					
1 Development and Maintenance of information systems; preparation and updating of statistical publication																
A.1.a.o1 - Central Office																
PS						39,524	9,107	11,096	8,855	10,466	39,524					
MOOE						17,549	4,387	4,387	4,387	4,387	17,549					
2 Conduct of censuses and surveys on the business and industry sectors and generation of economic statistics																
A.II.a.2																
Central Office																
PS						52,765	12,751	14,339	11,741	13,935	52,765					
MOOE						21,765	5,441	5,441	5,441	5,441	21,765					
Regional Operations																
PS						42,000	10,125	10,505	10,780	10,590	42,000					
MOOE																
3 Conduct of household-based surveys and generation of population and social studies																
A.II.a.3																
Central Office																
PS						24,431	5,632	6,839	5,486	6,474	24,431					
MOOE						11,578	2,895	2,895	2,895	2,895	11,578					
Regional Operations																
PS						257,594	59,286	72,539	57,556	68,214	257,594					
MOOE						38,735	-	19,368	-	19,368	38,735					
TOTAL MFO 1						505,941	109,624	147,407	107,141	141,769	505,941					
PS						374,314	86,776	104,812	83,638	99,088	374,314					
MOOE						131,627	22,848	42,595	23,503	42,681	131,627					

Department : National Economic Development Authority (NEDA)
 Agency : National Statistics Office (NSO)
 Operating Unit :
 Organization Code (UACS) : 24 003

PARTICULARS	UACS CODE	Current Year's Obligations			Budget Year Obligation Program											
		Actual Jan. - Sept. 30	Estimate Oct. 1 - Dec. 31	Total	TOTAL	COMPREHENSIVE RELEASE					FOR LATER RELEASE (Negative List)					
						Q1	Q2	Q3	Q4	Sub-Total	Q1	Q2	Q3	Q4	Sub-Total	
1	2	3	4	5=3+4	6=11+16	7	8	9	10	11=7+8+9+10	12	13	14	15	16=12+13+14+15	
b. MFO 2 - Civil Registration Services																
1 Processing of civil registry documents and generation of vital statistics report																
A.II.b.1																
Central Office																
PS					9,958	2,434	2,713	2,194	2,617	9,958						
MOOE					50,141	12,535	12,535	12,535	12,535	50,141						
Regional Operations																
PS					25,710	5,910	7,351	5,678	6,771	25,710						
MOOE					6,339	1,585	1,585	1,585	1,585	6,339						
2 Archiving and issuance of certification/Authentication of civil registry documents.																
A.II.b.2																
Central Office																
PS					23,364	5,712	6,366	5,147	6,140	23,364						
MOOE					55,524	13,881	13,881	13,881	13,881	55,524						
TOTAL MFO 2					171,036	42,057	44,431	41,020	43,529	171,036						
PS					59,032	14,056	16,430	13,019	15,528	59,032						
MOOE					112,004	28,001	28,001	28,001	28,001	112,004						
B. PROJECTS					1,363,368	161,837	332,317	331,497	537,717	1,363,368						
I. Locally-Funded																
a. 2012 Census of Philippines Business and Industry (CPBI)																
B.1.a - MOOE					25,863	1,841	9,976	4,468	9,578	25,863						
b. 2012 Census of Agriculture and Fisheries (CAF)																
B.1.b - MOOE					519,451	122,710	192,248	131,850	72,644	519,451						
c. Unified Multi-Purpose ID (UMID) System-Central Verification and Enrolment Agency Component (UMID-CVEA)																
B.1.c - MOOE					6,784	1,696	1,696	1,696	1,696	6,784						
d. Annual Survey of Information and Communication Technology (SICT)																
B.1.d - MOOE					51,602	1,459	3,243	29,398	17,502	51,602						
e. Family Income and Expenditures Survey (2015FIES)																
B.1.e - MOOE					5,961	1,286	2,201	1,456	1,018	5,961						
f. 2013 Annual Survey of Philippine Business and Industry (ASPBI)																
B.1.f - MOOE					112,700	1,964	5,416	65,712	39,609	112,700						
g. 2014 Annual Poverty Indicator Survey (APIS)																
B.1.g - MOOE																
h. 2013 Functional Literacy, Education and Mass Media Survey (FLEMMS)																
B.1.h - MOOE					130	-	-	-	130	130						
i. 2013 National Demographic and Health Survey (NDHS)																
B.1.i - MOOE					2,090	-	300	1,790	-	2,090						
j. 2015 Census of Population																
B.1.j - MOOE					470,165	26,023	61,886	38,584	343,673	470,165						

Department : National Economic Development Authority (NEDA)
 Agency : National Statistics Office (NSO)
 Operating Unit :
 Organization Code (UACS) : 24 003

PARTICULARS	UACS CODE	Current Year's Obligations -			Budget Year Obligation Program										
		Actual Jan. - Sept. 30	Estimate Oct. 1 - Dec. 31	Total 5=3+4	TOTAL 6=11+16	COMPREHENSIVE RELEASE					FOR LATER RELEASE (Negative List)				
						Q1	Q2	Q3	Q4	Sub-Total 11=7+8+9+10	Q1	Q2	Q3	Q4	Sub-Total 16=12+13+14+15
1	2	3	4	5=3+4	6=11+16	7	8	9	10	11=7+8+9+10	12	13	14	15	16=12+13+14+15
II. Automatic Appropriations					61,061	15,265	15,265	15,265	15,265	61,061					
Retirement and Life Insurance Premiums					61,061	15,265	15,265	15,265	15,265	61,061	-	-	-	-	-
I General Administration and Support					20,450	5,113	5,113	5,113	5,113	20,450	-	-	-	-	-
a. General Administration and Supervision															
A.1.a.o1 - Central Office															
PS					5,020	1,255	1,255	1,255	1,255	5,020					
A.1.a.o2 - Regional Operations					15,430	3,858	3,858	3,858	3,858	15,430					
PS															
II Operations					5,233	1,308	1,308	1,308	1,308	5,233	-	-	-	-	-
a. MFO 1 - Statistical Generation and Compilation Services					35,378	8,845	8,845	8,845	8,845	35,378					
1 Development and Maintenance of information systems; preparation and updating of statistical publication															
A.1.a.o1 - Central Office					3,733	933	933	933	933	3,733					
PS															
2 Conduct of censuses and surveys on the business and industry sectors and generation of economic statistics					4,863	1,216	1,216	1,216	1,216	4,863					
A.11.a.2															
Central Office															
PS					2,318	580	580	580	580	2,318					
3 Conduct of household-based surveys and generation of population and social studies					24,464	6,116	6,116	6,116	6,116	24,464					
A.11.a.3															
Central Office															
PS															
Regional Operations															
PS					2,046	512	512	512	512	2,046					
b. MFO 2 - Civil Registration Services					5,233	1,308	1,308	1,308	1,308	5,233	-	-	-	-	-
1 Processing of civil registry documents and generation of vital statistics report															
A.11.b.1															
Central Office					875	219	219	219	219	875					
PS															
Regional Operations					2,312	578	578	578	578	2,312					
PS															
2 Archiving and issuance of certification/Authentication of civil registry documents															
A.11.b.2															
Central Office					2,046	512	512	512	512	2,046					
PS															
TOTAL, Current Year Budget/Appropriation					2,551,671	437,069	658,822	601,748	854,031	2,551,671	-	-	-	-	-
PS					791,276	186,034	217,559	180,399	207,283	791,276	-	-	-	-	-
MOOE					1,760,395	251,035	441,263	421,350	646,748	1,760,395	-	-	-	-	-
Recapitulation by MFO:					717,588	161,833	201,991	158,314	195,450	717,588	-	-	-	-	-
MFO 1 General Purpose Statistics					541,319	118,468	156,252	115,986	150,613	541,319	-	-	-	-	-
MFO 2 Civil Registration Policy Advice and Issuance Services					176,269	43,365	45,739	42,328	44,837	176,269	-	-	-	-	-

PARTICULARS	UACS CODE	Current Year's Obligations			Budget Year Obligation Pprogram											
		Actual Jan. - Sept. 30	Estimate Oct. 1 - Dec. 31	Total	TOTAL	COMPREHENSIVE RELEASE					FOR LATER RELEASE (Negative List)					
						Q1	Q2	Q3	Q4	Sub-Total	Q1	Q2	Q3	Q4	Sub-Total	
1	2	3	4	5=3+4	6=11+16	7	8	9	10	11=7+8+9+10	12	13	14	15	16=12+13+14+15	
CURRENT YEARS OBLIGATIONS (RA 10352)																
<i>I General Administration and Support</i>		401,181	108,771	509,952												
a. General Administration and Supervision																
A.1.a.o1 - Central Office																
PS		159,819	26,879	186,698												
MOOE		26,601	11,368	37,969												
CO		703	4,353	5,056												
A.1.a.o2 - Regional Operations																
PS		119,014	49,383	168,397												
MOOE		95,045	16,787	111,832												
CO		-	-	-												
II Operations																
a. MFO 1 - Statistical Generation and Compilation Services																
1 Development and Maintenance of information systems; preparation and updating of statistical publication																
A.1.a.o1 - Central Office																
PS		27,203	12,205	39,408												
MOOE		9,016	8,122	17,138												
CO		-	-	-												
2 Conduct of censuses and surveys on the business and industry sectors and generation of economic statistics																
A.II.a.2																
Central Office																
PS		39,083	13,566	52,649												
MOOE		16,169	5,337	21,506												
CO		-	-	-												
3 Conduct of household-based surveys and generation of population and social studies																
A.II.a.3																
Central Office																
PS		20,103	4,235	24,338												
MOOE		9,098	2,708	11,806												
CO		-	-	-												
Regional Operations																
PS		170,989	86,828	257,817												
MOOE		36,767	43,737	80,504												
CO		-	-	-												
b. MFO 2 - Civil Registration Services		89,193	58,503	147,696												
1 Processing of civil registry documents and generation of vital statistics report																
A.II.b.1																
Central Office																
PS		24,785	8,441	33,226												
MOOE		39,349	39,996	79,345												
CO		-	-	-												
2 Archiving and issuance of certification/Authentication of civil registry documents																
A.II.b.2																
Regional Operations																
PS		18,212	7,519	25,731												
MOOE		6,848	2,546	9,394												
CO		-	-	-												


Department : National Economic Development Authority (NEDA)
 Agency : National Statistics Office (NSO)
 Operating Unit :
 Organization Code (UACS) : 24 003

PARTICULARS	UACS CODE	Current Year's Obligations			Budget Year Obligation Program											
		Actual Jan. - Sept. 30	Estimate Oct. 1 - Dec. 31	Total 5=3+4	TOTAL 6=11+16	COMPREHENSIVE RELEASE					FOR LATER RELEASE (Negative List)					
						Q1	Q2	Q3	Q4	Sub-Total 11=7+8+9+10	Q1	Q2	Q3	Q4	Sub-Total 16=12+13+14+15	
1	2	3	4	5=3+4	6=11+16	7	8	9	10	11=7+8+9+10	12	13	14	15	16=12+13+14+15	
B. PROJECTS		1,385,645														
I. Locally-Funded																
a. Conduct of Family Income and Expenditures Survey (FIES)																
B.1.a MOOE		51,776	(310)	51,466												
b. Census of Phil. Business & Industry (CPBI)																
B.1.b MOOE		69,205	73,030	142,236												
c. Census of Agriculture & Fisheries (CAF)																
B.1.c MOOE		1,107,095	353,628	1,460,723												
CO		68,749	4,741	73,491												
d. National Demographic & Health Survey (NDHS)																
B.1.d MOOE																
e. Survey of Enterprises in the Phil. (SEP)																
B.1.e MOOE																
f. Unified Multi-Purpose ID System-Central Verification and Enrollment Agency Component (UMID-CVEA)																
B.1.f MOOE		56,467	-	56,467												
g. Annual Poverty Indicators Survey (APIS)																
B.1.g MOOE		32,352	-	32,352												
h. Functional Literacy, Education and Mass Media Survey (FLEMMS)																
B.1.g MOOE			57,034	57,034												
Total Locally Funded Project		1,420,760	512,035	1,932,794												
MOOE		1,352,010	507,293	1,859,304												
CO		68,749	4,741	73,491												
II. Automatic Appropriations		44,526	16,534	61,060												
Retirement and Life Insurance Premiums		44,526	16,534	61,060												
I General Administration and Support		16,972	3,432	20,404												
a. General Administration and Supervision																
A.1.a.01 - Central Office																
PS		5,700	(679)	5,021												
A.1.a.02 - Regional Operations																
PS		11,273	4,110	15,383												
II Operations		27,554	13,102	40,656												
a. MFO 1 - Statistical Generation and Compilation Services		23,820	11,597	35,417												
1 Development and Maintenance of information systems; preparation and updating of statistical publication																
A.1.a.01 - Central Office																
PS		2,330	1,404	3,734												
2 Conduct of censuses and surveys on the business and industry sectors and generation of economic statistics																
A.II.a.2																
Central Office																
PS		3,355	1,509	4,864												
3 Conduct of household-based surveys and generation of population and social studies																
A.II.a.3																
Central Office																
PS		1,686	632	2,318												
Regional Operations																
PS		16,448	8,053	24,501												


Department : National Economic Development Authority (NEDA)
 Agency : National Statistics Office (NSO)
 Operating Unit :
 Organization Code (UACS) : 24 003

PARTICULARS	UACS CODE	Current Year's Obligations			Budget Year Obligation Program											
		Actual Jan. - Sept. 30	Estimate Oct. 1 - Dec. 31	Total	TOTAL	COMPREHENSIVE RELEASE					FOR LATER RELEASE (Negative List)					
						Q1	Q2	Q3	Q4	Sub-Total	Q1	Q2	Q3	Q4	Sub-Total	
1	2	3	4	5=3+4	6=11+16	7	8	9	10	11=7+8+9+10	12	13	14	15	16=12+13+14+15	
b. MFO 2 - Civil Registration Services		3,734	1,505	5,239												
1 Processing of civil registry documents and generation of vital statistics report																
A.II.b.1																
Central Office																
PS		2,043	878	2,921												
2 Archiving and issuance of certification/Authentication of civil registry documents																
A.II.b.2																
Regional Operations																
PS		1,691	627	2,318												
TOTAL, Current Year Budget/Appropriation		2,284,087	868,228	3,152,315												
PS		623,733	225,591	849,324												
MOOE		1,590,902	637,896	2,228,798												
CO		69,452	4,741	74,193												
Recapitulation by MFO:		445,174	188,439	633,613												
MFO 1 General Purpose Statistics		352,247	128,431	480,678												
MFO 2 Civil Registration Policy Advice and Issuance Services		92,927	60,008	152,935												

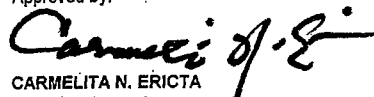
Prepared by:


 NENITA D. MONTEJAR
 Chief, Budget Division
 Date: 11/29/13


In coordination with:


 for: EVELYN F. TOLENTINO
 Chief, Planning, Management
 and Coordination Division
 Date: _____

Approved by:


 CARMELITA N. ERICTA
 Administrator
 Date: _____

FY 2014 MONTHLY DISBURSEMENT PROGRAM (REVISED)
(In Thousand Pesos)



Departmenty : National Economic and Development Authority
 Agency : National Statistics Office
 Operating Unit :
 Organizational Code (UACS) : 24 003

PARTICULARS	UACS CODE	TOTAL PROGRAM	TAX REM. ADVICE (TRA)	NET PROGRAM	FULL YEAR REQUIREMENT																
					QUARTER 1				QUARTER 2				QUARTER 3				QUARTER 4				Full Year
					JAN	FEB	MAR	TOTAL	APR	MAY	JUN	TOTAL	JUL	AUG	SEPT	TOTAL	OCT	NOV	DEC	TOTAL	TOTAL
6	7	8	9=6+7+8	10	11	12	13=10+11+12	14	15	16	17=14+15+16	18	19	20	21=18+19+20	22=9+13+17+21					
PART A																					
I. NOTICE OF CASH ALLOCATION																					
A. FISCAL Year (FY) Budget																					
New GAA																					
Comprehensive Release																					
Specific Budget for National Government Agencies (Program and Locally Funded Projects)																					
I. General Administration and Support																					
a. General Administration and Support Services																					
Central Office																					
PS		125,999	3,347	122,652	5,639	9,727	10,875	26,241	11,487	12,720	9,727	33,933	9,727	9,727	9,727	29,180	9,727	12,720	10,852	33,299	122,652
MOOE		37,652	1,883	35,769	1,895	2,981	3,524	8,400	3,524	2,981	2,981	9,485	2,981	2,981	2,981	8,942	2,981	2,981	2,981	8,942	35,769
Regional Operations																					
PS		170,870	10,285	160,585	14,626	11,694	12,746	39,067	14,324	18,366	11,694	44,384	11,694	11,694	11,694	35,082	11,694	18,395	11,963	42,053	160,585
MOOE		115,744	5,767	109,957	11,257	8,116	8,116	27,489	9,163	9,163	9,163	27,489	9,163	9,163	9,163	27,489	9,163	9,163	9,163	27,489	109,957
TOTAL GASS		450,265	21,301	428,964	33,418	32,518	35,261	101,196	38,498	43,230	33,564	115,292	33,564	33,564	33,564	100,693	33,564	43,259	34,959	111,783	428,964
PS		296,869	13,631	283,238	20,266	21,421	23,621	65,307	25,811	31,086	21,421	78,317	21,421	21,421	21,421	64,262	21,421	31,115	22,816	75,351	283,238
MOOE		153,396	7,670	145,726	13,152	11,097	11,640	35,889	12,687	12,144	12,144	36,974	12,144	12,144	12,144	36,432	12,144	12,144	12,144	36,432	145,726
II. Operations																					
a. MFO 1 - Statistical Generation and Compilation Service																					
1. Development and maintenance of information systems; preparation and updating of statistical publication																					
Central Office																					
PS		39,524	2,489	37,035	2,842	2,694	2,949	8,485	3,374	4,356	2,744	10,474	2,744	2,744	2,744	8,233	2,744	4,356	2,744	9,844	37,035
MOOE		17,549	1,404	16,145	237	1,345	1,345	2,928	1,345	1,345	1,345	4,036	1,345	1,345	1,345	4,036	1,715	1,715	1,715	5,145	16,145
2. Conduct of censuses and surveys on the business and industry sectors and generation of economic statistics																					
Central Office																					
PS		52,765	3,242	49,523	4,176	3,595	3,999	11,770	4,605	5,789	3,595	13,989	3,595	3,595	3,595	10,785	3,595	5,789	3,595	12,979	49,523
MOOE		21,765	1,088	20,677	1,156	1,723	2,006	4,886	2,006	1,723	1,723	5,453	1,723	1,723	1,723	5,169	1,723	1,723	1,723	5,169	20,677
Regional Operations																					
PS		42,000	2,100	39,900	3,355	3,152	3,111	9,619	3,111	3,577	3,292	9,980	3,373	3,577	3,292	10,241	3,373	3,577	3,111	10,061	39,900
MOOE																					
3. Conduct of household-based surveys and generation of population and social statistics																					
Central Office																					
PS		24,431	1,545	22,886	2,261	1,644	1,846	5,750	2,009	2,631	1,644	6,284	1,644	1,644	1,644	4,932	1,644	2,631	1,644	5,919	22,886
MOOE		11,578	579	10,999	917	917	917	2,750	917	917	917	2,750	917	917	917	2,750	917	917	917	2,750	10,999
Regional Operations																					
PS		257,594	16,310	241,284	20,979	17,511	19,241	57,731	21,836	28,168	17,511	67,515	17,511	17,511	17,511	52,583	17,511	28,168	17,826	63,505	241,284
MOOE		38,735	1,937	36,798	13,704	4,695	-	18,399	18,399	-	-	18,399	-	-	-	-	-	-	-	-	36,798
TOTAL MFO 1		605,941	30,634	475,247	49,626	37,276	35,414	122,317	57,603	48,606	32,774	138,880	32,852	33,056	32,771	98,676	33,221	48,875	33,275	115,372	475,247
PS		374,314	23,586	350,728	30,257	25,444	28,035	83,736	31,824	40,944	25,494	98,262	25,494	25,494	25,494	76,482	25,494	40,944	25,809	92,247	350,728
MOOE		131,627	7,108	124,519	19,369	11,832	7,380	38,581	25,779	7,562	7,277	40,617	7,358	7,562	7,277	22,196	7,727	7,931	7,466	23,124	124,519

FY 2014 MONTHLY DISBURSEMENT PROGRAM (REVISED)
(In Thousand Pesos)

Departmenty : National Economic and Development Authority
 Agency : National Statistics Office
 Operating Unit :
 Organizational Code (UACS) : 24 003

PARTICULARS	UACS CODE	TOTAL PROGRAM	TAX REM. ADVICE (TRA)	NET PROGRAM	FULL YEAR REQUIREMENT																
					QUARTER 1				QUARTER 2				QUARTER 3				QUARTER 4				Full Year
					JAN	FEB	MAR	TOTAL	APR	MAY	JUN	TOTAL	JUL	AUG	SEPT	TOTAL	OCT	NOV	DEC	TOTAL	TOTAL
6	7	8	9=6+7+8	10	11	12	13=10+11+12	14	15	16	17=14+15+16	18	19	20	21=18+19+20	22=9+13+17+21					
b. MFO 2 - Civil Registration Services																					
1. Processing of civil registry documents and generation vital statistics report . A.II.b.1																					
Central Office																					
PS		9,958	583	9,375	852	683	779	2,313	923	1,106	626	2,655	626	683	626	1,985	683	1,106	683	2,471	9,375
MOOE		50,141	2,507	47,634	1,311	2,910	3,440	7,661	3,851	3,851	3,929	11,631	3,851	3,851	4,681	12,384	4,980	5,356	5,622	15,958	47,634
Regional Operations																					
PS		25,710	1,540	24,170	2,017	1,638	1,870	5,525	2,344	2,857	1,764	6,966	1,764	1,764	1,764	5,293	1,764	2,857	1,764	6,386	24,170
MOOE		6,339	317	6,022	807	349	349	1,506	502	502	502	1,506	502	502	502	1,506	502	502	502	1,506	6,022
2. Archiving and issuance of certification/Authentication of civil registry documents, A.II.b.2																					
Central Office																					
PS		23,364	1,364	22,000	1,999	1,602	1,828	5,428	2,167	2,595	1,470	6,232	1,602	1,602	1,470	4,674	1,470	2,595	1,602	5,667	22,000
MOOE		55,524	2,776	52,748	93	3,858	3,848	7,799	4,386	4,386	4,396	13,167	4,396	4,396	4,396	13,187	6,198	6,198	6,198	18,595	52,748
TOTAL MFO 2		171,036	9,087	161,949	7,079	11,039	12,113	30,232	14,173	15,297	12,686	42,156	12,741	12,798	13,439	38,978	15,597	18,615	18,371	50,583	161,949
PS		59,032	3,487	55,545	4,867	3,923	4,477	13,267	5,434	6,558	3,860	15,852	3,993	4,049	3,860	11,902	3,917	6,558	4,049	14,524	55,545
MOOE		112,004	5,600	106,404	2,211	7,117	7,637	16,965	8,739	8,739	8,826	26,304	8,749	8,749	9,579	27,076	11,680	12,057	12,322	36,059	106,404
PROJECTS - Locally Funded																					
a. 2012 Census of Philipppiner Business and Industry (CPBI)																					
MOOE		25,863	1,293	24,570	325	711	713	1,749	642	2,414	6,420	9,477	1,180	1,403	1,662	4,245	1,878	3,757	3,464	9,099	24,570
b. 2012 Census of Agriculture and Fisheries (CAF)																					
MOOE		519,451	25,973	493,478	12,268	39,212	39,370	90,851	54,053	54,370	74,212	182,635	52,386	36,356	36,515	125,257	30,169	29,931	34,636	94,736	493,478
c. Unified Multi-Purpose ID (UMID) System-Central Verification and Enrolment Agency Component (UMID-CVEA)																					
MOOE		6,784	339	6,445	537	537	537	1,611	537	537	537	1,611	537	537	537	1,611	537	537	537	1,611	6,445
d. Annual Survey of Information and Communication Technology (SICT)																					
MOOE		51,602	2,580	49,022	630	336	420	1,386	523	784	1,774	3,081	9,071	6,285	12,571	27,928	8,605	4,512	3,510	16,627	49,022
e. Family Income and Expenditures Survey (2015 FIES)																					
MOOE		5,961	298	5,663	160	302	760	1,222	160	350	1,582	2,091	1,064	160	160	1,388	160	475	333	967	5,663
f. 2013 Annual Survey of Philippine Business and Industry (ASPBI)																					
MOOE		112,700	5,635	107,065	848	452	565	1,866	837	1,255	3,053	5,145	20,082	14,115	28,229	62,427	19,121	9,843	8,664	37,628	107,065
g. 2014 Annual Poverty Indicator Survey (APIS)																					
MOOE		168,622	8,431	160,191	2,477	33	2,105	4,615	47,574	1,098	3,913	52,585	48,172	1,364	4,180	53,716	46,557	602	2,116	49,275	160,191
h. 2013 Functional Literacy, Education and Mass Media Survey (FLEMMS)																					
MOOE		130	7	124	-	-	-	-	-	-	-	-	-	-	-	-	124	-	-	124	124
i. 2013 National Demographic and Health Survey (NDHS)																					
MOOE		2,090	105	1,986	18	-	-	18	267	-	-	267	-	1,701	-	1,701	-	-	-	-	1,986
j. 2015 Census of Population																					
MOOE		470,165	23,508	446,657	1,660	6,965	16,096	24,722	10,334	46,848	1,609	58,791	26,762	1,609	8,284	36,655	1,762	251,000	73,726	326,489	446,657
Total Projects-Locally Funded		1,363,368	68,168	1,295,200	18,924	48,549	60,566	128,039	114,927	107,657	93,100	315,683	159,254	63,530	92,138	314,922	108,912	300,658	126,985	536,555	1,295,200
MOOE		1,363,368	68,168	1,295,200	18,924	48,549	60,566	128,039	114,927	107,657	93,100	315,683	159,254	63,530	92,138	314,922	108,912	300,658	126,985	536,555	1,295,200

FY 2014 MONTHLY DISBURSEMENT PROGRAM (REVISED)
(In Thousand Pesos)

Departmenty : National Economic and Development Authority
 Agency : National Statistics Office
 Operating Unit :
 Organizational Code (UACS) : 24 003

PARTICULARS	UACS CODE	TOTAL PROGRAM	TAX REM. ADVICE (TRA)	NET PROGRAM	FULL YEAR REQUIREMENT																
					QUARTER 1				QUARTER 2				QUARTER 3				QUARTER 4				Full Year
					JAN	FEB	MAR	TOTAL	APR	MAY	JUN	TOTAL	JUL	AUG	SEPT	TOTAL	OCT	NOV	DEC	TOTAL	TOTAL
6	7	8	9=6+7+8	10	11	12	13=10+11+12	14	15	16	17=14+15+16	18	19	20	21=18+19+20	22=13+17+21					
Automatic Appropriation		61,061	-	61,061	5,088	5,088	5,088	15,265	5,088	5,088	5,088	15,265	5,088	5,088	5,088	15,265	5,088	5,088	5,088	15,265	61,061
RLIP (PS)		61,061	-	61,061	5,088	5,088	5,088	15,265	5,088	5,088	5,088	15,265	5,088	5,088	5,088	15,265	5,088	5,088	5,088	15,265	61,061
TOTAL PROGRAM, FY BUDGET		2,551,671	129,251	2,422,420	114,135	134,470	148,443	397,049	230,288	219,778	177,210	627,276	243,500	148,036	177,000	568,537	196,383	416,496	216,679	829,558	2,422,420
PS		791,276	40,705	750,571	60,479	55,876	61,221	177,675	68,157	83,676	55,863	207,697	55,996	56,052	55,863	167,911	55,920	83,706	57,762	197,388	750,571
MOOE		1,760,395	88,546	1,671,849	53,656	78,595	87,223	219,474	162,131	136,101	121,346	419,579	187,505	91,984	121,137	400,626	140,463	332,790	158,917	632,171	1,671,849
B. Prior Year (PY) Obligations																					
<i>Prior Year Accounts Payable</i>																					
PROGRAM																					
<i>II. Operation:</i>																					
<i>a. MFO 1 - Statistical Generation and Compilation Service</i>																					
<i>2. Conduct of censuses and surveys on the business and industry sectors and generation of economic statistics</i>																					
MOOE		6	0	6	-	-	6	6	-	-	-	-	-	-	-	-	-	-	-	-	6
Total, Program		6	0	6	-	-	6	6	-	-	-	-	-	-	-	-	-	-	-	-	6
PROJECTS																					
B.1.e 2012 Census of Agriculture and Fisheries (2012 CAF)																					
MOOE		5,010	251	4,760	-	-	-	-	1,587	-	1,586	3,173	-	-	-	-	-	1,587	-	1,587	4,760
B.1.b 2011 Survey on Industry Communication & Technology (2011 SICT)																					
MOOE		4,860	243	4,617	-	-	-	-	1,539	-	-	1,539	1,539	-	-	1,539	1,539	-	-	1,539	4,617
B.1.c 2010 Annual Survey of Phil. Business and Industry (2010 ASPBI)																					
MOOE		2,640	132	2,508	-	-	-	-	-	-	2,508	2,508	-	-	-	-	-	-	-	-	2,508
B.1.d 2011 Survey of Tourism Establishment in the Philippines (2011 STEP)																					
MOOE		2,600	130	2,470	-	-	-	-	1,235	-	-	1,235	-	1,235	-	1,235	-	-	-	-	2,470
B.1.f 2010 Census of Population and Housing (2010 CPH)																					
MOOE		3,565	178	3,387	-	-	-	-	-	-	-	-	-	-	-	-	3,387	-	-	3,387	3,387
B.1.h 2011 Survey of Energy Consumption of Establishment (2011 SECE)																					
MOOE		6,450	323	6,128	-	-	-	-	-	2,043	-	2,043	2,043	-	-	2,043	-	2,043	-	2,043	6,128
B.1.i 2011 Inified Multi-Purpose ID System (UMID)																					
CO		374,734	18,737	355,997	-	-	-	-	89,020	-	-	89,020	-	89,020	-	89,020	-	177,958	-	177,958	355,997
Total, Locally-funded Projects		399,859	19,993	379,866	-	-	-	-	93,380	2,043	4,094	99,517	3,582	90,255	-	93,836	4,926	3,629	177,958	186,513	379,866
Total Prior Year Obligations/Prior Year Accounts Payable		399,866	19,993	379,872	-	-	6	6	93,380	2,043	4,094	99,517	3,582	90,255	-	93,836	4,926	3,629	177,958	186,513	379,872
MOOE		25,132	1,257	23,875	-	-	6	6	4,361	2,043	4,094	10,497	3,582	1,235	-	4,817	4,926	3,629	-	8,555	23,875
CO		374,734	18,737	355,997	-	-	-	-	89,020	-	-	89,020	-	89,020	-	89,020	-	177,958	-	177,958	355,997
Not Yet Due and Demandable Obligations																					
Current Appropriation																					
PROGRAMS																					
I. General Administration and Support																					
a. General Administration and Support Services																					
Central Office																					
MOOE		11	1	10	-	-	10	10	-	-	-	-	-	-	-	-	-	-	-	-	10
TOTAL GASS		11	1	10	-	-	10	10	-	-	-	-	-	-	-	-	-	-	-	-	10

FY 2014 MONTHLY DISBURSEMENT PROGRAM (REVISED)
(In Thousand Pesos)

Department : National Economic and Development Authority
 Agency : National Statistics Office
 Operating Unit :
 Organizational Code (UACS) : 24 003


PARTICULARS	UACS CODE	TOTAL PROGRAM	TAX REM. ADVICE (TRA)	NET PROGRAM	FULL YEAR REQUIREMENT																
					QUARTER 1				QUARTER 2				QUARTER 3				QUARTER 4				Full Year
					JAN	FEB	MAR	TOTAL	APR	MAY	JUN	TOTAL	JUL	AUG	SEPT	TOTAL	OCT	NOV	DEC	TOTAL	TOTAL
6	7	8	9=6+7+8	10	11	12	13=10+11+12	14	15	16	17=14+15+16	18	19	20	21=18+19+20	22=9+13+17+21					
ii. Operations																					
a. MFO 1 - Statistical Generation and Compilation Service																					
1. Development and maintenance of information systems; preparation and updating of statistical publication																					
Central Office																					
MOOE		22	1	21	-	-	21	21	-	-	-	-	-	-	-	-	-	-	-	21	
2. Conduct of censuses and surveys on the business and industry sectors and generation of economic statistics																					
Central Office																					
MOOE		51	3	49	-	-	49	49	-	-	-	-	-	-	-	-	-	-	-	49	
3. Conduct of household-based surveys and generation of population and social statistics																					
Central Office																					
MOOE		-	-	-	-	-	-	-	-	-	-	-	-	-	-	-	-	-	-	-	
Regional Operations																					
MOOE		322	16	306	-	-	-	-	78	-	228	306	-	-	-	-	-	-	-	306	
TOTAL MFO 1																					
MOOE		395	20	375	-	-	70	70	78	-	228	306	-	-	-	-	-	-	-	375	
b. MFO 2 - Civil Registration Services																					
1. Processing of civil registry documents and generation vital statistics report . A.II.b.1																					
Central Office																					
MOOE		1,970	99	1,872	-	-	75	75	-	898	-	898	-	898	-	898	-	-	-	1,872	
2. Archiving and issuance of certification/Authentication of civil registry documents, A.II.b.2																					
Regional Operations																					
MOOE		137	7	130	-	-	-	-	130	-	-	130	-	-	-	-	-	-	-	130	
TOTAL MFO 2																					
MOOE		2,107	105	2,002	-	-	75	75	130	898	-	1,028	-	898	-	898	-	-	-	2,002	
TOTAL PROGRAM																					
MOOE		2,513	126	2,387	-	-	155	155	208	898	228	1,334	-	898	-	898	-	-	-	2,387	
PROJECTS - Locally Funded																					
B.1.a. Family Income and Expenditure Survey (FIES)																					
MOOE		53	3	50	-	-	50	50	-	-	-	-	-	-	-	-	-	-	-	50	
B.1.b. Census of Phil. Business and Industry (CPBI)																					
MOOE		1,193	60	1,133	-	-	86	86	176	-	829	1,005	-	43	-	43	-	-	-	1,133	
B.1.c. Census of Agriculture and Fisheries (CAF)																					
MOOE		988	49	939	-	-	-	-	829	-	46	875	64	-	-	64	-	-	-	939	
CO		8,474	424	8,050	-	-	7,419	7,419	72	-	147	220	412	-	412	-	-	-	-	8,050	
Total Locally-Funded																					
MOOE		10,709	535	10,173	-	-	7,555	7,555	1,077	-	1,022	2,099	476	43	-	520	-	-	-	10,173	
CO		2,234	112	2,123	-	-	136	136	1,005	-	875	1,879	64	43	-	108	-	-	-	2,123	
CO		8,474	424	8,050	-	-	7,419	7,419	72	-	147	220	412	-	412	-	-	-	-	8,050	
Total NYDDO Current Appropriation																					
MOOE		13,222	661	12,561	-	-	7,710	7,710	1,284	898	1,250	3,433	476	942	-	1,418	-	-	-	12,561	
CO		4,748	237	4,510	-	-	291	291	1,212	898	1,102	3,213	64	942	-	1,006	-	-	-	4,510	
CO		8,474	424	8,050	-	-	7,419	7,419	72	-	147	220	412	-	412	-	-	-	-	8,050	

FY 2014 MONTHLY DISBURSEMENT PROGRAM (REVISED)
(In Thousand Pesos)

Department : National Economic and Development Authority
 Agency : National Statistics Office
 Operating Unit :
 Organizational Code (UACS) : 24 003

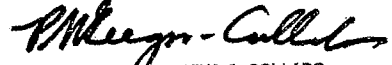
PARTICULARS	UACS CODE	TOTAL PROGRAM	TAX REM. ADVICE (TRA)	NET PROGRAM	FULL YEAR REQUIREMENT																
					QUARTER 1				QUARTER 2				QUARTER 3				QUARTER 4				Full Year
					JAN	FEB	MAR	TOTAL	APR	MAY	JUN	TOTAL	JUL	AUG	SEPT	TOTAL	OCT	NOV	DEC	TOTAL	TOTAL
6	7	8	9=6+7+8	10	11	12	13=10+11+12	14	15	16	17=14+15+16	18	19	20	21=18+19+20	22=9+13+17+21					
Continuing Appropriation Locally-Funded Projects B.1.a Census of Agriculture and Fisheries (CAF) MOOE		2,595	130	2,466	-	-	690	690	1,025	-	269	1,295	-	-	481	481	-	-	-	-	2,466
Total Locally Funded MOOE		2,595	130	2,466	-	-	690	690	1,025	-	269	1,295	-	-	481	481	-	-	-	-	2,466
TOTAL CONTINUING APPROPRIATION MOOE		2,595	130	2,466	-	-	690	690	1,025	-	269	1,295	-	-	481	481	-	-	-	-	2,466
TOTAL PROGRAM, PY OBLIGATION MOOE		415,683	20,784	394,899	-	-	8,406	8,406	95,690	2,941	5,614	104,245	4,058	91,196	481	95,735	4,926	3,629	177,958	166,513	394,899
CO		32,475	1,624	30,851	-	-	987	987	6,598	2,941	5,466	15,005	3,646	2,177	481	6,303	4,926	3,629	-	-	8,555
		383,208	19,160	364,048	-	-	7,419	7,419	89,092	-	147	89,239	412	89,020	-	89,431	-	-	177,958	177,958	364,048
TOTAL NCA PROGRAM PS		2,967,354	150,035	2,817,319	115,291	134,470	156,849	406,611	325,978	222,719	182,823	731,520	247,558	239,233	177,481	664,272	201,309	420,125	394,638	1,016,072	2,817,319
MOOE		791,276	40,705	750,571	61,635	65,876	61,221	178,732	68,157	83,676	55,863	207,697	55,996	56,052	55,863	167,911	55,920	83,706	57,762	197,388	750,571
CO		1,792,870	90,170	1,702,700	53,656	78,595	88,210	220,461	168,729	139,042	126,813	434,584	191,150	94,161	121,618	406,929	145,389	336,420	158,917	640,726	1,702,700
		383,208	19,160	364,048	-	-	7,419	7,419	89,092	-	147	89,239	412	89,020	-	89,431	-	-	177,958	177,958	364,048

Prepared by:


 NENITA D. MONTEJAR
 Chief, Budget Division
 Date: _____

Approved:

FOR THE OIC NATIONAL STATISTICIAN


 PAULA MONINA G. COLLADO
 (OIC Deputy National Statistician)
 Officer-in-Charge
 Date: _____