



REPUBLIC OF THE PHILIPPINES  
**PHILIPPINE STATISTICS AUTHORITY**

Reference No. 18FAS03-035

**TRANSMITTAL SLIP**

January 30, 2018

**MR. USMIN P. DIAMEL**  
Director IV  
Office of the Director  
COA-Government Accountancy Office  
Commonwealth Ave., Quezon City

Government Accountancy Office  
Office of the Director  
RECEIVED

By: MJ  
Date: JAN 31 2018

Dear Sir:

We are transmitting the following Financial Accountability Reports:

- a) Monthly Report of Disbursement for the month of December 2017 (Regular Fund)
- b) Monthly Report of Disbursement for the month of December 2017 (Foreign Assisted)
- c) Monthly Report of Disbursement for the month of December 2017 (Trust Fund)
- d) Quarterly Report of Revenue and Other Receipts as of the quarter ending December 31, 2017
- e) Yearly Report of Aging of Due and Demandable Obligations for the year ending 2017

Please acknowledge receipt. Thank you.

Very truly yours,

**MS. EVELYN F. TOLENTINO**  
Chief Accountant H ✓  
PSA

**ACKNOWLEDGMENT RECEIPT**

**MS. EVELYN F. TOLENTINO**  
Chief Accountant  
PSA

This is to acknowledge receipt of the reports as mentioned above

Received by: \_\_\_\_\_

Date Received: \_\_\_\_\_


**QUARTERLY REPORT OF REVENUE AND OTHER RECEIPTS**  
**As of the Quarter Ending December 31, 2017**  
**(In Pesos)**

Department: National Economic and Development Authority (NEDA)			Agency: Philippine Statistics Authority					Report Status: SUBMITTED					
Operating Unit: Central Office			Organization Code (UACS): 240080100000										
CLASSIFICATION / SOURCES OF REVENUE AND OTHER RECEIPTS	UACS Code	REVENUE TARGET (Annual)	ACTUAL REVENUE AND OTHER RECEIPTS COLLECTIONS					CUMULATIVE REMITTANCE /DEPOSITS TO DATE			VARIANCE		REMARKS
			1st Quarter	2nd Quarter	3rd Quarter	4th Quarter	TOTAL	Remittance to BTr	Deposited with AGDB	Total	Amount	%	
1	2	3	4	5	6	7	8=(4+5+6+7)	9	10	11=(9+10)	12=(8-3)	13=(12/3)	14
General Fund (formerly Fund 101)		977,437,000.00	292,165,113.83	294,960,805.03	450,064,943.76	303,794,237.28	1,340,985,099.90	1,328,129,910.70	0.00	1,328,129,910.70	363,548,099.90	37.19	
Registration Fees	4020102000	3,341,000	3,100.00	3,900.00	4,200.00	3,700.00	14,900.00	14,600		14,600.00	(3,326,100.00)	(99.55)	
Other Verification and Authentication Fees	4020111099	972,100,000	290,917,146.00	292,733,598.88	440,508,398.90	302,519,769.38	1,326,678,913.16	1,326,678,913.16		1,326,678,913.16	354,578,913.16	36.48	
Income from Printing and Publication	4020215000	818,000	359,942.00	109,642.65	86,694.84	73,518.00	629,797.49	629,797.49		629,797.49	(188,202.51)	(23.01)	
Interest Income	4020221000	288,000.00	129,499.45	517,964.81	6,749.93	44,729.62	698,943.81	698,943.81		698,943.81	410,943.81	142.69	
Fines and Penalties - Business Income	4020223000		17,303.70	41,155.37	16,539.83	32,657.34	107,656.24	107,656.24		107,656.24	107,656.24	100.00	
Other Business Income	4020299099	887,000.00	738,122.68	1,554,543.32	9,442,360.26	1,119,862.94	12,854,889.20	0.00	0.00	0.00	11,967,889.20	1,349.25	
Accreditation of Travel Agency			21,500.00	4,750.00	750.00	11,000.00	38,000.00			0.00	38,000.00		
Miscellaneous		887,000.00	76,380.00	485,090.00			561,470.00			0.00	(325,530.00)		
Data Request/Maps/CRIS			640,242.68	1,064,703.32	9,441,610.26	1,108,862.94	12,255,419.20			0.00	12,255,419.20		
Gain on Sale of Property, Plant and Equipment	4050104000	3,000.00					-			0.00	(3,000.00)		
Custodial Funds (formerly Fund 101-184, 187)		64,424,653.00	18,504,729.00	30,748,169.00	9,370,966.00	5,800,789.00	64,424,653.00	15,915,009.46	0.00	15,915,009.46	-		
Due to NGAs	2020105000		13,716,419.00	4,946,763.00		150,000.00	18,813,182.00	9,189,824.32		9,189,824.32	18,813,182.00		
Trust Liabilities	2040101000		4,788,310.00	25,801,406.00	9,370,966.00	5,650,789.00	45,611,471.00	6,725,185.14		6,725,185.14	45,611,471.00		

Certified Correct:

Approved By:

  
**EVELYN F. TOLENTINO**  
 Agency Chief Accountant


  
**LISA GRACE S. BERSALES Ph.D.**  
 Undersecretary  
 National Statistician and Civil Registrar General

Date:

Date:

*M M*

*25 M*




**QUARTERLY REPORT OF REVENUE AND OTHER RECEIPTS**  
**As of the Quarter Ending December 31, 2017**  
**(In Pesos)**

Department: National Economic and Development Authority (NEDA)			Agency: Philippine Statistics Authority					Report Status: SUBMITTED					
Operating Unit: REGIONAL STATISTICAL SERVICES OFFICE (CONSOLIDATED)			Organization Code (UACS): 240080300000										
CLASSIFICATION / SOURCES OF REVENUE AND OTHER RECEIPTS	UACS Code	REVENUE TARGET (Annual)	ACTUAL REVENUE AND OTHER RECEIPTS COLLECTIONS					CUMULATIVE REMITTANCE /DEPOSITS TO DATE			VARIANCE		REMARKS
			1st Quarter	2nd Quarter	3rd Quarter	4th Quarter	TOTAL	Remittance to BTr	Deposited with AGDB	Total	Amount	%	
1	2	3	4	5	6	7	8=(4+5+6+7)	9	10	11=(9+10)	12=(8-3)	13=(12/3)	14
General Fund (formerly Fund 101)		6,735,318.07	1,796,541.20	932,712.25	1,015,260.52	3,222,260.97	6,966,774.94	6,911,997.59	407.49	6,912,405.08	187,976.87	0.028	
Registration Fees	4020102000	4,751,700.00	1,184,800.00	525,150.00	464,250.00	2,778,805.00	4,953,005.00	4,947,505.00		4,947,505.00	201,305.00	0.042	
Certification Fees	4020104002	1,120.00	140.00	800.00	280.00		1,220.00	1,220.00		1,220.00	100.00	0.089	
Other Verification and Authentication Fees	4020111099	1,547,640.00	417,300.00	321,560.00	314,380.00	256,620.00	1,309,860.00	1,309,860.00		1,309,860.00	(237,780.00)	(0.154)	
Fines and Penalties - Service Income	4020114000		7,190.00		22,558.60	54,181.00	83,929.60	81,438.60		81,438.60	83,929.60		
Other Service Income	4020199099	1,800.00		17,905.00	16,411.48	14,330.92	48,647.40	48,647.40		48,647.40	46,847.40	26.026	
Income from Printing and Publication	4020215000	47,162.00	15,640.00	3,750.00	3,580.00	9,960.00	32,930.00	27,530.00		27,530.00	(14,232.00)	(0.302)	
Interest on NG Deposits	4020221001	12,699.10	387.50	19.99			407.49	3,201.14	407.49	3,608.63	(12,291.61)	(0.968)	
Others	4020221099	20,553.80	51,900.14	303.55	369.31	365.00	52,938.00	52,938.00		52,938.00	32,384.20	1.576	
Other Business Income	4020299099	163,581.17	18,160.00	23,065.00	98,032.58	48,227.00	187,484.58	186,784.58		186,784.58	23,903.41	0.146	
Gain on Sale of Property, Plant and Equipment	4050104000	30,372.00	8,055.37	150.00	64,000.00	14,161.22	86,366.59	86,366.59		86,366.59	55,994.59	1.844	
Other Gains	4050199000	158,690.00	92,968.19	40,008.71	31,398.55	45,610.83	209,986.28	166,506.28		166,506.28	7,816.28	0.049	
Custodial Funds (formerly Fund 101-184, 187)		37,065,720.28	20,121,663.43	7,657,563.73	3,360,176.55	2,501,648.00	33,641,051.71	531,977.00	29,672,492.16	30,204,469.16	(3,381,188.57)	(0.091)	
Due to NGAs	2020105000	336,144.00							169,823.55	169,823.55	(336,144.00)	(1.000)	
Due to Central Office	2030101000	36,729,576.28	20,121,663.43	7,654,563.73	3,355,176.55	2,380,148.00	33,511,551.71	531,977.00	29,373,168.61	29,905,145.61	(336,144.00)	(0.009)	
Other Payables	2999999000			3,000.00	5,000.00	121,500.00	129,500.00		129,500.00	129,500.00	129,500.00		

Certified Correct:

  
**EVELYN F. TOLENTINO**  
 Agency Chief Accountant

Approved by:  
 FOR THE NATIONAL STATISTICIAN

  
**ROMEO S. RECIDE**  
 Assistant Secretary  
 Deputy National Statistician, SSO  
 Officer-in-charge

Date:

This report was generated using the Unified Reporting System on 01/26/2018 10:30

Date: