

PHILIPPINES STATISTICS AUTHORITY
SCHEDULE OF ACCOUNTS PAYABLE
as of December 31, 2015

CENTRAL OFFICE

Account Code: 20101010 00/20101020 00

No.	Name of Creditor <i>(in alphabetical order)</i>	Amount Balance	Amount Due					Remarks
			Current		Past Due			
			<i>less than 90 days</i>	<i>91-365 days</i>	<i>Over 1 year</i>	<i>Over 2 years</i>	<i>3 years & above</i>	
1	16/35 MM Production Supply	150,000.00		150,000.00				
2	Accel Prime Technologies, Inc.	16,548.00	16,548.00					
3	Accel Prime Technologies, Inc.	5,110.00	5,110.00					
4	Adecs International Corporation	22,282.00		22,282.00				
5	Adecs International Corporation	10,516.00	10,516.00					
6	Adecs International Corporation	34,560.00	34,560.00					
7	Adecs International Corporation	4,200.00	4,200.00					
8	Adecs International Corporation	6,885.00	6,885.00					
9	Adecs International Corporation	36,150.00	36,150.00					
10	Adecs International Corporation	4,250.00	4,250.00					
11	Adecs International Corporation	6,358.00	6,358.00					
12	Advance Solutions Inc.	1,245,259.60	1,245,259.60					
13	Advance Solutions Inc.	3,204,446.84	3,204,446.84					
14	Advance Solutions Inc.	1,261,916.39	1,261,916.39					
15	Advance Solutions Inc.	700,000.00	700,000.00					
16	Advance Solutions Inc.	941,375.00	941,375.00					
17	Ahmad L. Bagul	4,132.00	4,132.00					
18	Ahsirt Enterprises	42,500.00	42,500.00					
19	Ahsirt Enterprises	11,000.00	11,000.00					
20	Al John O. Acal	4,132.00	4,132.00					
21	Amar Graphics Center	51,750.00	51,750.00					
22	Amar Graphics Center	94,500.00	94,500.00					
23	American Technologies, Inc.	334,530.00	334,530.00					

No.	Name of Creditor (in alphabetical order)	Amount Balance	Amount Due					Remarks
			Current		Past Due			
			less than 90 days	91-365 days	Over 1 year	Over 2 years	3 years & above	
24	Amigotek Corporation	424,873.00	424,873.00					
25	Amigotek Corporation	61,133.80	61,133.80					
26	Annabelle C. Tejada	714.00	714.00					
27	APO Production Unit, Inc.	181,506.53		181,506.53				
28	APO Production Unit, Inc.	146,160.00	146,160.00					
29	Archion Architects-ESCA Inc. Joint Venture	60,227,628.57		60,227,628.57				
30	Artistika Corporate Giveaways	29,250.00	29,250.00					
31	Ban Bee Commercial Co., Inc.	3,546.00		3,546.00				
32	Ban Bee Commercial Co., Inc.	2,070.00	2,070.00					
33	Ban Bee Commercial Co., Inc.	8,250.00	8,250.00					
34	Ban Bee Commercial Co., Inc.	3,000.00	3,000.00					
35	Ban Bee Commercial Co., Inc.	5,990.00	5,990.00					
36	Ban Bee Commercial Co., Inc.	1,126.00	1,126.00					
37	Bayan PC Technologies, Inc.	394,200.00	394,200.00					
38	Bayan PC Technologies, Inc.	3,400.00	3,400.00					
39	Bayan PC Technologies, Inc.	8,500.00	8,500.00					
40	Bayan PC Technologies, Inc.	11,900.00	11,900.00					
41	Bayan PC Technologies, Inc.	112,000.00	112,000.00					
42	Bayan PC Technologies, Inc.	53,500.00	53,500.00					
43	Bayan PC Technologies, Inc.	7,200.00	7,200.00					
45	Bernard V. Corrales	17,580.00	17,580.00					
46	BMJ Printworks	117,500.00		117,500.00				
47	Bob-Uy Grill & Refreshments Station	14,700.00	14,700.00					
48	Boc's Trading Co., Inc.	7,368.00		7,368.00				
49	Boc's Trading Co., Inc.	14,670.00	14,670.00					
50	Boc's Trading Co., Inc.	1,278.00	1,278.00					
51	Boc's Trading Co., Inc.	120,000.00	120,000.00					
52	Boc's Trading Co., Inc.	120,000.00	120,000.00					
53	Boc's Trading Co., Inc.	60,000.00	60,000.00					

No.	Name of Creditor <i>(in alphabetical order)</i>	Amount Balance	Amount Due					Remarks
			Current		Past Due			
			<i>less than 90 days</i>	<i>91-365 days</i>	<i>Over 1 year</i>	<i>Over 2 years</i>	<i>3 years & above</i>	
54	Boc's Trading Co., Inc.	2,614.00	2,614.00					
55	Boston Builders Center	40,444.00	40,444.00					
56	Boston Builders Center	180,920.00	180,920.00					
57	Cal Printworks	227,500.00	227,500.00					
58	Candido J. Astrologo, Jr.	11,834.00	11,834.00					
59	Cartrex Trucking	29,600.00	29,600.00					
60	Chem-Pro Industries, Inc.	28,200.00	28,200.00					
61	Ciudad Christia Resort, Inc.	210,000.00	210,000.00					
62	Columbia Technologies, Inc.	1,700.00	1,700.00					
63	Columbia Technologies, Inc.	950.00	950.00					
64	Columbia Technologies, Inc.	3,750.00	3,750.00					
65	Columbia Technologies, Inc.	4,000.00	4,000.00					
66	Compucare Center	31,276.00		31,276.00				
67	Compucare Center	8,550.00	8,550.00					
68	Compucare Center	2,465.00	2,465.00					
69	Compucare Center	13,500.00	13,500.00					
70	Compucare Center	39,800.00	39,800.00					
71	Compucare Center	59,585.00	59,585.00					
72	Compucare Center	298,000.00	298,000.00					
73	Compucare Center	3,495.00	3,495.00					
74	Compucare Center	14,960.00	14,960.00					
75	Compucare Center	231,745.00	231,745.00					
76	Compucare Center	26,250.00	26,250.00					
77	Compucare Center	11,185.00	11,185.00					
78	Compucare Center	13,345.00	13,345.00					
79	Compucare Center	8,576.00	8,576.00					
80	Compucare Center	127,080.00	127,080.00					
81	Compucare Center	63,960.00	63,960.00					
82	Compucare Center	44,160.00	44,160.00					

No.	Name of Creditor (in alphabetical order)	Amount Balance	Amount Due					Remarks
			Current		Past Due			
			less than 90 days	91-365 days	Over 1 year	Over 2 years	3 years & above	
83	Cristina J. Reyes	2,654.71	2,654.71					
84	Cristina J. Reyes	363.64	363.64					
85	Dependable Packaging & Printing House Corp.	41,166.00	41,166.00					
86	Dependable Trading	17,672.00		17,672.00				
87	Dependable Trading	27,825.00		27,825.00				
88	Digi-Specs IT Corporation	413,120.00		413,120.00				
89	Divina Grace Del Prado	3,249.00	3,249.00					
90	Dr. Claire Dennis S. Mapa	325,000.00	325,000.00					
91	E.D. Suarez Stationery & Gen. Merchandise	25,012.50	25,012.50					
92	Eastern Gold Corporation	10,000.00		10,000.00				
93	Eastern Gold Corporation	4,738.00	4,738.00					
94	Eastern Gold Corporation	3,666.00	3,666.00					
95	Eastern Gold Corporation	3,245.00	3,245.00					
96	Eastern Gold Corporation	6,120.00	6,120.00					
97	Eastern Gold Corporation	1,470.00	1,470.00					
98	Eastern Gold Corporation	4,380.50	4,380.50					
99	Eastern Gold Corporation	2,805.00	2,805.00					
100	Eastern Gold Corporation	1,144.00	1,144.00					
101	Eastern Gold Corporation	1,069.00	1,069.00					
102	EC-Tec Commercial	42,000.00		42,000.00				
103	EC-Tec Commercial	822,250.00	822,250.00					
104	EC-Tec Commercial	2,683,700.00	2,683,700.00					
105	EC-Tec Commercial	2,325,600.00	2,325,600.00					
106	Edunburgh Elevator Phils., Inc.	15,680.00	15,680.00					
107	Edward Eugenio P. Lopez-Dee	2,463.00	2,463.00					
108	Edward Eugenio P. Lopez-Dee	4,740.00	4,740.00					
109	Elijah Joy S. Alonzo	9,274.54	9,274.54					
110	Elizabeth B. Cabrera	1,150.00		1,150.00				
111	Ellen Grace A. Guiam	4,740.00	4,740.00					

No.	Name of Creditor (in alphabetical order)	Amount Balance	Amount Due					Remarks
			Current		Past Due			
			less than 90 days	91-365 days	Over 1 year	Over 2 years	3 years & above	
112	Embu Integrated & Trading Corp.	23,400.00	23,400.00					
113	Emiliano Q. Zamudio	3,848.00		3,848.00				
114	Epartners Solutions, Inc.	87,074.00	87,074.00					
115	Epartners Solutions, Inc.	35,420.00	35,420.00					
116	EPCA Ink Enterprises	9,540.00	9,540.00					
117	Erzalan Printing Press	168,245.00		168,245.00				
118	Estela C. De Ocampo	20,000.00		20,000.00				
119	Eton Properties Phils., Inc.	15,000.00		15,000.00				
120	Files Systems Mfg. & Supply Corp.	3,126.75	3,126.75					
121	Files Systems Mfg. & Supply Corp.	7,297.50	7,297.50					
122	First One Kitchen Equipment Services	77,500.00		77,500.00				
123	First One Kitchen Equipment Services	92,500.00	92,500.00					
124	Gakken (Phils.), Inc.	15,000.00		15,000.00				
125	Gakken (Phils.), Inc.	6,550.00	6,550.00					
126	Gakken (Phils.), Inc.	17,500.00	17,500.00					
127	Gakken (Phils.), Inc.	9,362.00	9,362.00					
128	Gakken (Phils.), Inc.	15,000.00	15,000.00					
129	Gakken (Phils.), Inc.	15,000.00	15,000.00					
130	Globe Telecom, Inc.	168,195.46		168,195.46				
131	Globe Telecom, Inc.	800.00	800.00					
132	Group 5 Audio Visual Systems Corp.	41,500.00	41,500.00					
133	Group 5 Audio Visual Systems Corp.	11,100.00	11,100.00					
134	Hi-End Data I.T. Services, Inc.	147,000.00	147,000.00					
135	IJA Enterprises	35,520.00	35,520.00					
136	IJA Enterprises	15,920.00	15,920.00					
137	IJA Enterprises	40,320.00	40,320.00					
138	IJA Enterprises	14,970.00	14,970.00					
139	Infoworks, Inc.	13,520.00		13,520.00				
140	Infoworks, Inc.	391,300.00		391,300.00				

No.	Name of Creditor (in alphabetical order)	Amount Balance	Amount Due					Remarks
			Current		Past Due			
			less than 90 days	91-365 days	Over 1 year	Over 2 years	3 years & above	
141	Infoworks, Inc.	100,500.00	100,500.00					
142	Infoworks, Inc.	12,250.00	12,250.00					
143	Integrated Computer Systems, Inc.	979,464.00	979,464.00					
144	J.D.Legaspi Construction	7,234,127.96					7,234,127.96	
145	Jasmin J. Dojillo	9,774.05	9,774.05					
146	Jasmin J. Dojillo	20,241.11	20,241.11					
147	Jed Globey Reloading Station	3,400.00	3,400.00					
148	Jed Globey Reloading Station	6,600.00	6,600.00					
149	Jed Globey Reloading Station	30,000.00	30,000.00					
150	Jed Globey Reloading Station	15,000.00	15,000.00					
151	Jocelyn Legaspi	2,378.91	2,378.91					
152	Jodelyn M. Lita	720.00	720.00					
153	Joe's Carshack	22,450.00	22,450.00					
154	Joe's Carshack	13,000.00	13,000.00					
155	Joe's Carshack	6,500.00	6,500.00					
156	Joe's Carshack	12,500.00	12,500.00					
157	Joe's Carshack	4,400.00	4,400.00					
158	Jomace International Travel, Inc.	321,828.00	321,828.00					
159	Jomace International Travel, Inc.	76,496.00	76,496.00					
160	Jomace International Travel, Inc.	128,027.00	128,027.00					
161	Jomace International Travel, Inc.	28,775.18	28,775.18					
162	Jomace International Travel, Inc.	64,685.00	64,685.00					
163	Joseph P. Cajita	6,004.60	6,004.60					
164	Khaey Catherine S. Tolentino	10,742.05	10,742.05					
165	King Phil Printing Services	145,600.00	145,600.00					
166	Kontrak Enterprises	484,620.00	484,620.00					
167	Kontrak Enterprises	248,880.00	248,880.00					
168	Kontrak Enterprises	25,200.00	25,200.00					
169	Lamco Paper Products, Co.,-NEC Phils Joint Ven	45,830,733.34	45,830,733.34					

No.	Name of Creditor (in alphabetical order)	Amount Balance	Amount Due					Remarks
			Current		Past Due			
			less than 90 days	91-365 days	Over 1 year	Over 2 years	3 years & above	
170	Lexicon Press, Inc.	145,961.65	145,961.65					
171	Lexicon Press, Inc.	66,049.50	66,049.50					
172	Lexicon Press, Inc.	49,375.00	49,375.00					
173	Lina V. Castro	147,500.00	147,500.00					
174	Link Network Solutions, Inc.	91,500.00		91,500.00				
175	LJB Printing Services	9,100.00	9,100.00					
176	LJB Printing Services	41,250.00	41,250.00					
177	LJB Printing Services	24,400.00	24,400.00					
178	Lourdes J. Hufana	39,500.00	39,500.00					
179	Lunarchem Trading	9,700.00	9,700.00					
180	Luzon Sales Co., Inc.	49,992.00		49,992.00				
181	Ma. Libertie V. Masculino	4,740.00	4,740.00					
182	Ma. Rowena Dador	5,000.00	5,000.00					
183	Madeth A. Gayosa	4,740.00	4,740.00					
184	MAFSI, Inc.	20,000.00	20,000.00					
185	Maitilink Systems Inc.	6,650.00	6,650.00					
186	Maitilink Systems Inc.	10,900.00	10,900.00					
187	Manuel M. Rivera	10,000.00	10,000.00					
188	Maria Carol G. Duran	10,000.00	10,000.00					
189	Maria Victoria A. Razon	4,132.00	4,132.00					
190	Mario M. Padrinao	1,300.00	1,300.00					
191	Marjorie Joy A. Villanueva	1,636.00	1,636.00					
192	Maynilad Water Services, Inc.	142,607.51	142,607.51					
193	MCSA Marketing	1,436.75		1,436.75				
194	Miata Industrial Sales	17,516.00		17,516.00				
195	Miata Industrial Sales	8,800.00		8,800.00				
196	Miata Industrial Sales	8,800.00		8,800.00				
197	Miata Industrial Sales	8,800.00		8,800.00				
198	Miata Industrial Sales	49,200.00	49,200.00					

No.	Name of Creditor (in alphabetical order)	Amount Balance	Amount Due					Remarks
			Current		Past Due			
			less than 90 days	91-365 days	Over 1 year	Over 2 years	3 years & above	
199	Miata Industrial Sales	23,500.00	23,500.00					
200	Miata Industrial Sales	35,750.00	35,750.00					
201	Miata Industrial Sales	28,800.00	28,800.00					
202	Miata Industrial Sales	1,824.00	1,824.00					
203	Miata Industrial Sales	27,000.00	27,000.00					
204	Miata Industrial Sales	31,300.00	31,300.00					
205	Miata Industrial Sales	23,700.00	23,700.00					
206	Miata Industrial Sales	43,865.00	43,865.00					
207	Microdata Systems & Mgt., Inc.	18,975.00	18,975.00					
208	Mitsui Trading Phils., Ltd. Co.	136,680.00		136,680.00				
209	MJ Apin Builders	117,200.00	117,200.00					
210	MJ Apin Builders	117,200.00	117,200.00					
211	MJ Apin Builders	117,200.00	117,200.00					
212	MJ Apin Builders	117,200.00	117,200.00					
213	Nelia R. Marquez	100,000.00	100,000.00					
214	New AG Stylist Furniture	48,500.00	48,500.00					
215	Newton Integrated Solutions, Inc.	105,460.00	105,460.00					
216	NGR Gen. Merchandising Inc.	9,500.00	9,500.00					
217	Noel S. Nepomuceno	2,470.00		2,470.00				
218	OJS Car Restoration Parts & Service	198,000.00	198,000.00					
219	Pacific Data Resources	820,960.00		820,960.00				
220	PBT Technologies, Inc.	40,812.00	40,812.00					
221	Perlicita Almedilla	1,876.61	1,876.61					
222	Philcopy Corporation	28,000.00	28,000.00					
223	Philcopy Corporation	17,080.00	17,080.00					
224	Philcopy Corporation	34,720.00	34,720.00					
225	Philcopy Corporation	29,120.00	29,120.00					
226	Philcopy Corporation	43,680.00	43,680.00					
227	Philippine Duplicators Inc.	7,056.00	7,056.00					

No.	Name of Creditor (in alphabetical order)	Amount Balance	Amount Due					Remarks
			Current		Past Due			
			less than 90 days	91-365 days	Over 1 year	Over 2 years	3 years & above	
228	Precious Anne C. Canete	4,740.00	4,740.00					
229	Print Quest Inc.	21,000.00			21,000.00			
230	Print Quest Inc.	45,000.00			45,000.00			
231	Print Quest Inc.	8,000.00	8,000.00					
232	Print Quest Inc.	4,004.00	4,004.00					
233	Print Quest Inc.	36,600.00	36,600.00					
234	Printon Press	80,550.00	80,550.00					
235	Provantage Systems, Inc.	79,760.00	79,760.00					
236	PRS Commercial	28,600.00	28,600.00					
237	PRS Commercial	34,000.00	34,000.00					
238	PRS Commercial	31,500.00	31,500.00					
239	Quartz Business Products Corp.	42,540.00	42,540.00					
240	Quartz Business Products Corp.	10,600.00	10,600.00					
241	Quartz Business Products Corp.	7,240.00	7,240.00					
242	R. Pardinias Trading	2,728.00		2,728.00				
243	R. Pardinias Trading	22,365.00	22,365.00					
244	R. Pardinias Trading	1,787.00	1,787.00					
245	R. Pardinias Trading	5,500.00	5,500.00					
246	R. Pardinias Trading	1,908.00	1,908.00					
247	R. Pardinias Trading	5,970.00	5,970.00					
248	R. Pardinias Trading	11,080.00	11,080.00					
249	Real Form Furniture Shop	279,000.00	279,000.00					
250	Reynand Acupan	110.00	110.00					
251	Rolando S. Costales	12,736.00	12,736.00					
252	Romulo A. Virola	275,000.00		275,000.00				
253	Romulo A. Virola	100,000.00		100,000.00				
254	Ronald D. Altea	7,097.11	7,097.11					
255	Ruth C. Adolfo	2,977.00	2,977.00					
256	S1 Technologies, Inc.	186,000.00	186,000.00					

No.	Name of Creditor (in alphabetical order)	Amount Balance	Amount Due					Remarks
			Current		Past Due			
			less than 90 days	91-365 days	Over 1 year	Over 2 years	3 years & above	
257	S1 Technologies, Inc.	285,000.00	285,000.00					
258	Sidgoa Enterprises	130,500.00	130,500.00					
259	Sidgoa Enterprises	165,000.00	165,000.00					
260	Smart Communications, Inc.	487,209.57			487,209.57			
261	Smart Communications, Inc.	1,108.50		1,108.50				
262	Smart Sales Force Trading Inc.	440,000.00		440,000.00				
263	Smart Sales Force Trading Inc.	229,466.25		229,466.25				
264	Social Security System	304,543,707.92					304,543,707.92	
265	Solfio P.Jacinto Construction & Ericvonne	18,160,000.00	18,160,000.00					
266	Solfio P.Jacinto Construction & Ericvonne	8,798,021.74	8,798,021.74					
267	St. Francis Square Dev't. Corp.	392,700.00	392,700.00					
268	St. Francis Square Dev't. Corp.	75,500.00	75,500.00					
269	Sunriser Auto Parts, Inc.	48,000.00	48,000.00					
270	Token Avenue Trading	20,800.00	20,800.00					
271	Token Avenue Trading	32,450.00	32,450.00					
272	Total Ventures, Inc.	11,894,704.00		11,894,704.00				
273	Toto Auto Electrical Specialist	9,355.00	9,355.00					
274	Tri-Color Graphics & Printing Corp.	51,530.00	51,530.00					
275	Tri-Color Graphics & Printing Corp.	37,140.00	37,140.00					
276	Twin Hearts Shell Service Center	80,554.00	80,554.00					
277	UK Office Incorporated	6,500.00		6,500.00				
278	UK Office Incorporated	2,190.00		2,190.00				
279	UK Office Incorporated	18,870.00		18,870.00				
280	UK Office Incorporated	4,175.00	4,175.00					
281	UK Office Incorporated	8,095.00	8,095.00					
282	UK Office Incorporated	29,410.00	29,410.00					
283	UK Office Incorporated	3,246.00	3,246.00					
284	UK Office Incorporated	45,600.00	45,600.00					
285	UK Office Incorporated	504.00	504.00					


No.	Name of Creditor <i>(in alphabetical order)</i>	Amount Balance	Amount Due					Remarks
			Current		Past Due			
			<i>less than 90 days</i>	<i>91-365 days</i>	<i>Over 1 year</i>	<i>Over 2 years</i>	<i>3 years & above</i>	
286	UK Office Incorporated	1,800.00	1,800.00					
287	UK Office Incorporated	16,800.00	16,800.00					
288	UK Office Incorporated	55,000.00	55,000.00					
289	UK Office Incorporated	3,202.50	3,202.50					
290	UK Office Incorporated	2,297.50	2,297.50					
291	UK Office Incorporated	19,750.00	19,750.00					
292	Unison Computer Systems, Inc.	5,041,090.00	5,041,090.00					
293	USA Development Corp.	62,253.14	62,253.14					
294	Valentino C. Abuan	9,660.00	9,660.00					
295	Value Systems Phils., Inc.	349,200.00	349,200.00					
296	Various Employees	2,600,000.00	2,600,000.00					
297	Various Employees	11,100,000.00	11,100,000.00					
298	Various Employees	5,400,000.00	5,400,000.00					
299	Various Employees	7,000,000.00	7,000,000.00					
300	Various Employees	270,000.00	270,000.00					
301	Various Employees	6,600,000.00	6,600,000.00					
302	Various Employees	19,000,000.00	19,000,000.00					
303	Various Employees	900,000.00	900,000.00					
304	Various Employees	3,390,000.00	3,390,000.00					
305	Various Employees	1,940,000.00	1,940,000.00					
306	Various Employees	1,800,000.00	1,800,000.00					
307	Various Employees	43,230,000.00	43,230,000.00					
308	Various Regular Employees	22,492.15	22,492.15					
309	Visionary Color Graphics Services	199,430.00	199,430.00					
310	Visionary Color Graphics Services	29,150.00	29,150.00					
311	White House Enterprises	68,439.00		68,439.00				
312	White House Enterprises	23,153.00		23,153.00				
313	Willprint Graphics Centre, Inc.	21,750.00		21,750.00				
314	Wilma S. Guillen	558.00	558.00					

No.	Name of Creditor <i>(in alphabetical order)</i>	Amount Balance	Amount Due					Remarks
			Current		Past Due			
			<i>less than 90 days</i>	<i>91-365 days</i>	<i>Over 1 year</i>	<i>Over 2 years</i>	<i>3 years & above</i>	
315	Wilma S. Guillen	406.00	406.00					
316	Wilma S. Guillen	1,760.00	1,760.00					
317	Zurbano Publishing & Printing Corp.	55,040.00	55,040.00					
TOTAL		596,124,567.93	207,437,176.42	76,356,346.06	553,209.57	-	311,777,835.88	

Certified Correct:


 EVELYN H. TOLENTINO
 Chief, Accounting Division

PHILIPPINES STATISTICS AUTHORITY
SCHEDULE OF ACCOUNTS PAYABLE
as of December 31, 2014




CENTRAL OFFICE


Account Code: 401

No.	Name of Creditor <i>(in alphabetical order)</i>	Amount Balance	Amount Due					Remarks
			Current		Past Due			
			<i>less than 90 days</i>	<i>91-365 days</i>	<i>Over 1 year</i>	<i>Over 2 years</i>	<i>3 years & above</i>	
1	EC Tec Commercial	38,000.00	38,000.00					
2	Econofast Press	56,080.00	56,080.00					
3	J. D. Legaspi Construction	7,234,127.96					7,234,127.96	
4	Luzon Sales Co, Inc.	37,600.00	37,600.00					
5	Microdata Systems & Mgt., Inc.	320,000.00	320,000.00					
6	Microdata Systems & Mgt., Inc.	159,964.23	159,964.23					
7	Print Quest Inc.	21,000.00	21,000.00					
8	Print Quest Inc.	18,750.00	18,750.00					
9	Print Quest Inc.	45,000.00	45,000.00					
10	Rightfield Printing & Supplies	289,190.00		289,190.00				
11	Smart Sales Force Trading Inc.	31,500.00	31,500.00					
12	Social Security System	367,500,000.00					367,500,000.00	
13	Synergygrafix Corp.	104,300.00	104,300.00					
14	Tri-Color Graphics	56,810.00	56,810.00					
15	Uniglobe Travelware Co., Inc.	44,775.00	44,775.00					
TOTAL		375,957,097.19	933,779.23	289,190.00	-	-	374,734,127.96	

Certified Correct:


FLOR A. CANDELARIA
Chief Accountant

NATIONAL STATISTICS OFFICE
SCHEDULE OF ACCOUNTS PAYABLE
as of January 31, 2014




CENTRAL OFFICE

Account Code: 401

No.	Name of Creditor <i>(in alphabetical order)</i>	Amount Balance	Amount Due					Remarks
			Current		Past Due			
			<i>less than 90 days</i>	<i>91-365 days</i>	<i>Over 1 year</i>	<i>Over 2 years</i>	<i>3 years & above</i>	
1	Adecs International Corp.	19,068.00	19,068.00					
2	American Technologies, Inc.	35,500.00	35,500.00					
3	APO Production Unit, Inc.	5,010,386.95			5,010,386.95			
4	APO Production Unit, Inc.	3,564,841.00			3,564,841.00			
5	APO Production Unit, Inc.	61,000.00	61,000.00					
6	Businessworld Publishing Corp.	4,500.00	4,500.00					
7	Cartrex Auto parts Supply, Inc.	3,250.00		3,250.00				
8	Compucare Center	9,245.00	9,245.00					
9	Compucare Center	37,795.00	37,795.00					
10	Compucare Center	9,595.00	9,595.00					
11	Compucare Center	38,275.00	38,275.00					
12	Compucare Center	184,900.00	184,900.00					
13	Compucare Center	433,560.00	433,560.00					
14	Compucare Center	129,440.00	129,440.00					
15	EC Tec Commercial	872,487.50	872,487.50					
16	EC Tec Commercial	872,487.50	872,487.50					
17	Files Systems Mfg. & Supply	3,195.75	3,195.75					
18	Files Systems Mfg. & Supply	156,000.00	156,000.00					
19	IJA Enterprises	8,900.00	8,900.00					
20	IJA Enterprises	25,814.00	25,814.00					

No.	Name of Creditor <i>(in alphabetical order)</i>	Amount Balance	Amount Due					Remarks
			Current		Past Due			
			<i>less than 90 days</i>	<i>91-365 days</i>	<i>Over 1 year</i>	<i>Over 2 years</i>	<i>3 years & above</i>	
48	Print Quest Inc.	36,000.00		36,000.00				
49	Print Quest Inc.	43,500.00	43,500.00					
50	Redants Media Inc.	45,750.00		45,750.00				
51	Ros Petron	49,394.39	49,394.39					
52	Ros Petron	1,644.84	1,644.84					
53	Ros Petron	4,001.20	4,001.20					
54	Ros Petron	1,939.42	1,939.42					
55	Ros Petron	4,670.10	4,670.10					
56	Social Security System	367,500,000.00					367,500,000.00	
57	The Executive Chic, Inc.	7,800.00		7,800.00				
58	The Procurement Service	3,199,878.00	3,199,878.00					
59	The Procurement Service	4,609,400.00	4,609,400.00					
60	Tri-M Vault Specialist	1,891,200.00	1,891,200.00					
61	UK Office Incorporated	7,025.00	7,025.00					
62	UK Office Incorporated	3,639.50	3,639.50					
TOTAL		399,559,294.99	13,546,458.88	2,703,480.20	8,575,227.95	-	374,734,127.96	

Certified Correct:


FLOR A. CANDELARIA
Chief Accountant

No.	Name of Creditor (in alphabetical order)	Amount Balance	Amount Due					Remarks
			Current		Past Due			
			less than 90 days	91-365 days	Over 1 year	Over 2 years	3 years & above	
21	Infoworx Inc.	67,575.00	67,575.00					
22	J. D. Legaspi Construction	7,234,127.96					7,234,127.96	
23	Jordan's Catering Services	42,625.00	42,625.00					
24	Manila Water Co.	211,857.34	211,857.34					
25	Manila Water Co.	86,935.36	86,935.36					
26	Marco, Inc.	48,100.00	48,100.00					
27	Maribelle G. Baluyot	18,207.00	18,207.00					
28	Microdata Systems & Mgt., Inc	15,812.50	15,812.50					
29	Mitsui Trading Phils. Ltd. Co.	726,128.55		726,128.55				
30	Mitsui Trading Phils. Ltd. Co.	1,079,428.38		1,079,428.38				
31	Mitsui Trading Phils. Ltd. Co.	283,648.69		283,648.69				
32	Mitsui Trading Phils. Ltd. Co.	506,174.58		506,174.58				
33	New AG Stylist Furniture	15,300.00		15,300.00				
34	Philhealth	45,392.00	45,392.00					
35	Philhealth	25,073.50	25,073.50					
36	Philhealth	34,891.50	34,891.50					
37	Philhealth	16,578.00	16,578.00					
38	Philhealth	22,065.00	22,065.00					
39	PLDT	74,722.97	74,722.97					
40	PLDT	13,169.95	13,169.95					
41	PLDT	23,262.39	23,262.39					
42	PLDT	21,429.54	21,429.54					
43	PLDT	40,451.47	40,451.47					
45	PLDT	7,265.79	7,265.79					
46	PLDT	8,295.63	8,295.63					
47	PLDT	4,693.74	4,693.74					

NATIONAL STATISTICS OFFICE
SCHEDULE OF ACCOUNTS PAYABLE
as of December 31, 2013

CENTRAL OFFICE

Account Code: 401

No.	Name of Creditor <i>(in alphabetical order)</i>	Amount Balance	Amount Due					Remarks
			Current		Past Due			
			<i>less than 90 days</i>	<i>91-365 days</i>	<i>Over 1 year</i>	<i>Over 2 years</i>	<i>3 years & above</i>	
1	Adecs International Corp.	19,068.00	19,068.00					
2	APO Production Unit, Inc.	5,010,386.95			5,010,386.95			
3	APO Production Unit, Inc.	3,564,841.00			3,564,841.00			
4	APO Production Unit, Inc.	61,000.00	61,000.00					
5	Cartrex Auto parts Supply, Inc.	3,250.00	3,250.00					
6	Compucare Center	9,245.00	9,245.00					
7	Compucare Center	37,795.00	37,795.00					
8	Compucare Center	9,595.00	9,595.00					
9	Compucare Center	38,275.00	38,275.00					
10	Compucare Center	184,900.00	184,900.00					
11	Compucare Center	433,560.00	433,560.00					
12	Compucare Center	129,440.00	129,440.00					
13	EC Tec Commercial	872,487.50	872,487.50					
14	EC Tec Commercial	872,487.50	872,487.50					
15	IJA Enterprises	8,900.00	8,900.00					
16	IJA Enterprises	25,814.00	25,814.00					
17	Infoworx Inc.	67,575.00	67,575.00					
18	J. D. Legaspi Construction	7,234,127.96						7,234,127.96
19	La Couture De Dasma	81,700.00		81,700.00				
20	Los Angeles Corp.	90,000.00	90,000.00					
21	Marco, Inc.	48,100.00	48,100.00					
22	Mitsui Trading Phils. Ltd. Co.	726,128.55		726,128.55				
23	Mitsui Trading Phils. Ltd. Co.	1,079,428.38		1,079,428.38				
24	Mitsui Trading Phils. Ltd. Co.	283,648.69		283,648.69				

No.	Name of Creditor <i>(in alphabetical order)</i>	Amount Balance	Amount Due					Remarks
			Current		Past Due			
			<i>less than 90 days</i>	<i>91-365 days</i>	<i>Over 1 year</i>	<i>Over 2 years</i>	<i>3 years & above</i>	
25	Mitsui Trading Phils. Ltd. Co.	506,174.58		506,174.58				
26	New AG Stylist Furniture	15,300.00		15,300.00				
27	Print Quest Inc.	36,000.00		36,000.00				
28	Print Quest Inc.	43,500.00	43,500.00					
29	Redants Media Inc.	45,750.00		45,750.00				
30	See Manufacturing Contractor	6,400.00			6,400.00			
31	Social Security System	367,500,000.00					367,500,000.00	
32	Statistical Research & Training Ctr.	2,640,000.00			2,640,000.00			
33	Statistical Research & Training Ctr.	2,600,000.00			2,600,000.00			
34	Statistical Research & Training Ctr.	6,450,000.00			6,450,000.00			
35	Statistical Research & Training Ctr.	4,860,000.00			4,860,000.00			
36	The Executive Chic, Inc.	239,923.20		239,923.20				
37	The Executive Chic, Inc.	136,857.60		136,857.60				
38	The Procurement Service	3,199,878.00	3,199,878.00					
39	The Procurement Service	4,609,400.00	4,609,400.00					
40	Tri-M Vault Specialist	1,891,200.00	1,891,200.00					
41	UK Office Incorporated	7,025.00	7,025.00					
42	UK Office Incorporated	3,639.50	3,639.50					
TOTAL		415,682,801.41	12,666,134.50	3,150,911.00	25,131,627.95	-	374,734,127.96	

Certified Correct:

FLOR A. CANDELARIA
Chief Accountant