



In following-up, pls. cite DMS ref #
2020-BA-0059249

REPUBLIC OF THE PHILIPPINES
DEPARTMENT OF BUDGET AND MANAGEMENT
GENERAL SOLANO STREET, SAN MIGUEL, MANILA

ACKNOWLEDGEMENT RECEIPT

The **DEPARTMENT OF BUDGET AND MANAGEMENT** hereby acknowledges the receipt of your letter/request which has been uploaded to the DBM-Document Management System and routed to the appropriate office/s with the following information:

Sender: PSA - PERSONAL DELIVERY

Document Title: PSA-SUBMISSION OF FINANCIAL REPORT FOR THE MONTH OF JUNE 2020

Document Reference No: 2020-BA-0059249

Date and Time Uploaded: Friday, July 10, 2020 3:13:08 PM

Uploaded By: RECEIVING EDUARD

Routed To: BMB-A Christine P. Santos

CC:

Total no of pages received: 1 copy and 12 pages

The determination of the completeness of the documentary requirements submitted, if any, is subject to the evaluation of the technical person in charge.

This receipt is system generated and does not require signature.

Received by:



DOCUMENT
MANAGEMENT
SYSTEM




REPUBLIC OF THE PHILIPPINES
PHILIPPINE STATISTICS AUTHORITY

Reference No. 20FAS03-177

Government Accountancy Office
Office of the Director
RECEIVED

10 July 2020

By: _____
Date: 10 JUL 2020



MS. LUZVI PANGAN-CHATTO
Assistant Commissioner
COA-Government Accountancy Office
Commonwealth Ave., Quezon City

Dear Madam,

We are transmitting the following Financial Accountability Reports (FAR) for the month of June 2020 as listed below:

- a) Central Office Monthly Report of Disbursement (FAR no. 4) – Regular Fund
- b) Central Office Monthly Report of Disbursement (FAR no. 4) – Trust Fund
- c) Consolidated RSSO Monthly Report of Disbursement (FAR no. 4) – Regular Fund
- d) ALL (combined Central Office and RSSO) Monthly Report of Disbursement (FAR no. 4) – Regular Fund
- e) Central Office Quarterly Report of Revenue and Other Receipts (FAR no. 5) – Regular Fund
- f) Central Office Quarterly Report of Revenue and Other Receipts (FAR no. 5) – Trust Fund
- g) ALL (combined Central Office and RSSO) Office Quarterly Report of Revenue and Other Receipts (FAR no. 5) – Regular Fund

Please acknowledge receipt. Thank you.

Very truly yours,

MS. MARIA CELESTE D.L. BALANZA
Officer-in-Charge, Accounting Division

ACKNOWLEDGMENT RECEIPT

MS. MARIA CELESTE D.L. BALANZA
Officer-in-Charge, Accounting Division
PSA

This is to acknowledge receipt of the reports as mentioned above

Received by: _____

Date Received: _____



Management System
ISO 9001:2015
www.tuv.com
ID: 9108540931



PSA Complex, East Avenue, Diliman, Quezon City, Philippines 1101
Telephone: (632) 8938-5267
www.psa.gov.ph

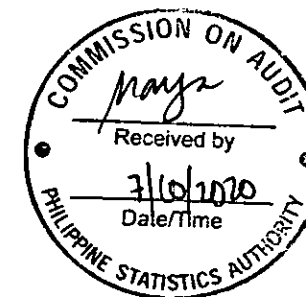
MONTHLY REPORT OF DISBURSEMENTS
For the month of June 2020

Department : National Economic and Development Authority (NEDA)
 Agency : Philippine Statistics Authority
 Operating Unit : Consolidated Regional Statistical Services Office
 Organization Code (UACS) : 24 008 0100000
 Fund Cluster : 01 - Regular Agency Fund

Particulars (1)	CURRENT YEAR'S BUDGET					PRIOR YEAR'S BUDGET				
	PS (2)	MOOE (3)	FinEx (4)	CO (5)	TOTAL 6=(2+3+4+5)	PRIOR YEAR'S ACCOUNTS PAYABLE				Sub-Total 11=(7+8+9+10)
						PS (7)	MOOE (8)	FinEx (9)	CO (10)	
CASH DISBURSEMENTS	123,136,596.71	357,822,332.77	1,000.00	-	480,959,929.48	-	3,802,972.91	-	-	3,802,972.91
Notice of Cash Allocations	121,396,696.45	354,531,927.86	1,000.00	-	475,929,624.31	-	1,020,997.20	-	-	1,020,997.20
MDS Checks Issued	23,657,640.17	97,223,063.46	1,000.00	-	120,881,703.63	-	13,404.74	-	-	13,404.74
Advice to Debit Account	97,739,056.28	257,308,864.40	-	-	355,047,920.68	-	1,007,592.46	-	-	1,007,592.46
Notice of Transfer Allocations (NTA)	1,739,900.26	3,290,404.91	-	-	5,030,305.17	-	2,781,975.71	-	-	2,781,975.71
MDS Checks Issued	1,232,344.55	2,245,708.71	-	-	3,478,053.26	-	2,781,975.71	-	-	2,781,975.71
Advice to Debit Account	507,555.71	1,044,696.20	-	-	1,552,251.91	-	-	-	-	-
Working Fund for FAPS	-	-	-	-	-	-	-	-	-	-
Cash Disbursement Ceiling (CDC)	-	-	-	-	-	-	-	-	-	-
TOTAL CASH DISBURSEMENTS	123,136,596.71	357,822,332.77	1,000.00	-	480,959,929.48	-	3,802,972.91	-	-	3,802,972.91
NON-CASH DISBURSEMENTS	4,538,554.94	2,628,522.22	-	-	7,167,077.16	-	159,151.93	-	-	159,151.93
Tax Remittance Advices Issued (TRA)	4,538,554.94	2,628,522.22	-	-	7,167,077.16	-	159,151.93	-	-	159,151.93
Non-Cash Availment Authority (NCAA)	-	-	-	-	-	-	-	-	-	-
Disbursements effected through outright deductions from claims	-	-	-	-	-	-	-	-	-	-
Overpayment of expenses	-	-	-	-	-	-	-	-	-	-
Restitution for loss of government property	-	-	-	-	-	-	-	-	-	-
Liquidated damages and similar claims	-	-	-	-	-	-	-	-	-	-
Others (TEF, BTr-Documentary Stamp Tax, etc.)	-	-	-	-	-	-	-	-	-	-
TOTAL NON-CASH DISBURSEMENTS	4,538,554.94	2,628,522.22	-	-	7,167,077.16	-	159,151.93	-	-	159,151.93
GRAND TOTAL	127,675,151.65	360,450,854.99	1,000.00	-	488,127,006.64	-	3,962,124.84	-	-	3,962,124.84

SUMMARY

Particulars (1)	Previous Report (2)	Current Month (3)	As of Date (4)
Total Disbursement Authorities Received	1,077,062,245.02	324,201,193.41	1,401,263,438.43
NCA	749,080,655.00	-	749,080,655.00
NTA	284,902,054.59	316,794,996.71	601,697,051.30
Working Fund	-	-	-
TRA	43,079,535.43	7,406,196.70	50,485,732.13
CDC	-	-	-
NCAA	-	-	-
Less: Notice of Transfer Allocation (NTA) issued*	25,972,288.10	19,107,063.53	45,079,351.63
Total Disbursements Authorities Available	1,051,089,956.92	305,094,129.88	1,356,184,086.80
Less:	-	-	-
Lapsed NCA	0.65	118,703.14	118,703.79
Disbursements	812,022,055.79	510,806,408.39	1,322,828,464.18
Less: Other Non-Cash Disbursements	-	-	-
Disbursements effected through outright deductions from claims	-	-	-
Overpayment of expenses	-	-	-
Restitution for loss of government property	-	-	-
Liquidated damages and similar claims	-	-	-
Others (TEF, BTr-Documentary Stamp Tax, etc.)	-	-	-
Add/Less: Adjustments (e.g. cancelled/staled checks)	146,176.69	198,542.43	344,719.12
Balance of Disbursements Authorities to date	239,214,077.17	(205,632,439.22)	33,581,637.95
Total Disbursements Program	1,051,236,133.61	305,292,672.31	1,356,528,805.92
Less: Actual Disbursements	812,022,055.79	510,806,408.39	1,322,828,464.18
(Over)/Under spending	239,214,077.82	(205,513,736.08)	33,700,341.74



Department : National Economic and Development Authority (NEDA)
 Agency : Philippine Statistics Authority
 Operating Unit : Consolidated Regional Statistical Services Office
 Organization Code (UACS) : 24 008 0100000
 Fund Cluster : 01 - Regular Agency Fund

Particulars (1)	PRIOR YEAR'S BUDGET					SUB-TOTAL 18=(6+17)	TRUST LIABILITIES				GRAND TOTAL				Remarks (28)		
	CURRENT YEARS ACCOUNTS PAYABLE						TOTAL 17=(11+16)	PS (19)	MOOE (20)	CO (21)	TOTAL =(19+20+21)	PS (23)	MOOE (24)	FinEx (25)		CO (26)	TOTAL 27=(23+24+25+26)
	PS (12)	MOOE (13)	FinEx (14)	CO (15)	Sub-Total 16=(12+13+14+15)												
CASH DISBURSEMENTS	18,074,579.01	562,730.29	-	-	18,637,309.30	22,440,282.21	503,400,211.69	-	-	-	-	141,211,175.72	362,188,035.97	1,000.00	-	503,400,211.69	
Notice of Cash Allocations	18,074,579.01	270,370.31	-	-	18,344,949.32	19,365,946.52	495,295,570.83	-	-	-	-	139,471,275.46	355,823,295.37	1,000.00	-	495,295,570.83	
MDS Checks Issued	-	270,370.31	-	-	270,370.31	283,775.05	121,165,478.68	-	-	-	-	23,657,640.17	97,506,838.51	1,000.00	-	121,165,478.68	
Advice to Debit Account	18,074,579.01	-	-	-	18,074,579.01	19,082,171.47	374,130,092.15	-	-	-	-	115,813,635.29	258,316,456.86	-	-	374,130,092.15	
Notice of Transfer Allocations (NTA)	-	292,359.98	-	-	292,359.98	3,074,335.69	8,104,640.86	-	-	-	-	1,739,900.26	6,364,740.60	-	-	8,104,640.86	
MDS Checks Issued	-	292,359.98	-	-	292,359.98	3,074,335.69	6,552,388.95	-	-	-	-	1,232,344.55	5,320,044.40	-	-	6,552,388.95	
Advice to Debit Account	-	-	-	-	-	-	1,552,251.91	-	-	-	-	507,555.71	1,044,696.20	-	-	1,552,251.91	
Working Fund for FAPS	-	-	-	-	-	-	-	-	-	-	-	-	-	-	-	-	
Cash Disbursement Ceiling (CDC)	-	-	-	-	-	-	-	-	-	-	-	-	-	-	-	-	
TOTAL CASH DISBURSEMENTS	18,074,579.01	562,730.29	-	-	18,637,309.30	22,440,282.21	503,400,211.69	-	-	-	-	141,211,175.72	362,188,035.97	1,000.00	-	503,400,211.69	
NON-CASH DISBURSEMENTS	-	12,536.02	-	-	12,536.02	171,687.95	7,338,765.11	-	-	-	-	4,538,554.94	2,800,210.17	-	-	7,338,765.11	
Tax Remittance Advices Issued (TRA)	-	12,536.02	-	-	12,536.02	171,687.95	7,338,765.11	-	-	-	-	4,538,554.94	2,800,210.17	-	-	7,338,765.11	
Non-Cash Availment Authority (NCAA)	-	-	-	-	-	-	-	-	-	-	-	-	-	-	-	-	
Disbursements effected through outright deductions from claims	-	-	-	-	-	-	-	-	-	-	-	-	-	-	-	-	
Overpayment of expenses	-	-	-	-	-	-	-	-	-	-	-	-	-	-	-	-	
Restitution for loss of government property	-	-	-	-	-	-	-	-	-	-	-	-	-	-	-	-	
Liquidated damages and similar claims	-	-	-	-	-	-	-	-	-	-	-	-	-	-	-	-	
Others (TEF, BTR-Documentary Stamp Tax, etc.)	-	-	-	-	-	-	-	-	-	-	-	-	-	-	-	-	
TOTAL NON-CASH DISBURSEMENTS	-	12,536.02	-	-	12,536.02	171,687.95	7,338,765.11	-	-	-	-	4,538,554.94	2,800,210.17	-	-	7,338,765.11	
GRAND TOTAL	18,074,579.01	575,266.31	-	-	18,649,845.32	22,611,970.16	510,738,976.80	-	-	-	-	145,749,730.66	364,988,246.14	1,000.00	-	510,738,976.80	

Certified Correct:



MARIA CELESTE D.L. BALANZA
 Accounting Division
 Officer-in-Charge

Recommending Approval:



SOCRATES L. RAMORES
 Director II
 OIC, Finance and Administrative Services

Approved by:



CLAIRE DENNIS S. MAPA, Ph.D.
 Undersecretary
 National Statistician and Civil Registrar General


MONTHLY REPORT OF DISBURSEMENTS
For the month of June 2020

Department : National Economic and Development Authority (NEDA)
 Agency : Philippine Statistics Authority
 Operating Unit : Central Office
 Organization Code (UACS) : 24 008 0100000
 Fund Cluster : 01 - Regular Agency Fund

Particulars (1)	CURRENT YEAR'S BUDGET					PRIOR YEAR'S BUDGET				
	PS	MOOE	FinEx	CO	TOTAL	PRIOR YEAR'S ACCOUNTS PAYABLE				
	(2)	(3)	(4)	(5)	6=(2+3+4+5)	PS (7)	MOOE (8)	FinEx (9)	CO (10)	Sub-Total 11=(7+8+9+10)
CASH DISBURSEMENTS	44,979,062.02	102,775,843.10	-	-	147,754,905.12	-	28,759,389.45	-	-	28,759,389.45
Notice of Cash Allocations	44,979,062.02	102,775,843.10	-	-	147,754,905.12	-	28,759,389.45	-	-	28,759,389.45
MDS Checks Issued	15,489,192.94	9,201,857.43			24,691,050.37					
Advice to Debit Account	29,489,869.08	93,573,985.67			123,063,854.75		28,759,389.45			28,759,389.45
Notice of Transfer Allocations (NTA)										
MDS Checks Issued										
Advice to Debit Account										
Working Fund for FAPS										
Cash Disbursement Ceiling (CDC)										
TOTAL CASH DISBURSEMENTS	44,979,062.02	102,775,843.10	-	-	147,754,905.12	-	28,759,389.45	-	-	28,759,389.45
NON-CASH DISBURSEMENTS	6,842,583.74	7,367,579.56	-	-	14,210,163.30	-	-	-	-	-
Tax Remittance Advices Issued (TRA)	6,842,583.74	7,367,579.56			14,210,163.30					
Non-Cash Availment Authority (NCAA)										
Disbursements effected through outright deductions from claims										
Overpayment of expenses										
Restitution for loss of government property										
Liquidated damages and similar claims										
Others (TEF,BTr-Documentary Stamp Tax, etc.)										
TOTAL NON-CASH DISBURSEMENTS	6,842,583.74	7,367,579.56	-	-	14,210,163.30	-	-	-	-	-
GRAND TOTAL	51,821,645.76	110,143,422.66	-	-	161,965,068.42	-	28,759,389.45	-	-	28,759,389.45

SUMMARY

Particulars (1)	Previous Report (2)	Current Month (3)	As of Date (4)
Total Disbursement Authorities Received	3,254,245,806.72	14,210,163.30	3,268,455,970.02
NCA	3,221,593,544.00	-	3,221,593,544.00
NTA	-	-	-
Working Fund	-	-	-
TRA	32,652,262.72	14,210,163.30	46,862,426.02
CDC	-	-	-
NCAA	-	-	-
Less: Notice of Transfer Allocation (NTA) issued*	258,929,766.49	285,666,022.95	544,595,789.44
Total Disbursements Authorities Available	2,995,316,040.23	(271,455,859.65)	2,723,860,180.58
Less:	-	-	-
Lapsed NCA	5,645,326.95	2,084,567,054.10	2,090,212,381.05
Disbursements	442,923,341.66	190,724,457.87	633,647,799.53
Less: Other Non-Cash Disbursements	-	-	-
Disbursements effected through outright deductions from claims	-	-	-
Others (TEF,BTr-Documentary Stamp Tax, etc.)	-	-	-
Add/Less: Adjustments (e.g. cancelled/staled checks)	-	-	-
Balance of Disbursements Authorities to date	2,546,747,371.62	(2,546,747,371.62)	-
Total Disbursements Program	2,995,316,040.23	(271,455,859.65)	2,723,860,180.58
Less: Actual Disbursements	442,923,341.66	190,724,457.87	633,647,799.53
(Over)/Under spending	2,552,392,698.57	(462,180,317.52)	2,090,212,381.05



Department : National Economic and Development Authority (NEDA)
 Agency : Philippine Statistics Authority
 Operating Unit : Central Office
 Organization Code (UACS) : 24 008 0100000
 Fund Cluster : 01 - Regular Agency Fund

Particulars (1)	PRIOR YEAR'S BUDGET					SUB-TOTAL 18=(6+17)	TRUST LIABILITIES				GRAND TOTAL					Remarks (28)	
	CURRENT YEARS ACCOUNTS PAYABLE						TOTAL 17=(11+16)	PS (19)	MOOE (20)	CO (21)	TOTAL =(19+20+21)	PS (23)	MOOE (24)	FinEx (25)	CO (26)		TOTAL 27=(23+24+25+26)
	PS (12)	MOOE (13)	FinEx (14)	CO (15)	Sub-Total =(12+13+14+15)												
CASH DISBURSEMENTS	-	-	-	-	-	28,759,389.45	176,514,294.57	-	-	-	-	44,979,062.02	131,535,232.55	-	-	-	176,514,294.57
Notice of Cash Allocations	-	-	-	-	-	28,759,389.45	176,514,294.57	-	-	-	-	44,979,062.02	131,535,232.55	-	-	-	176,514,294.57
MDS Checks Issued	-	-	-	-	-	-	24,691,050.37	-	-	-	-	15,489,192.94	9,201,857.43	-	-	-	24,691,050.37
Advice to Debit Account	-	-	-	-	-	28,759,389.45	151,823,244.20	-	-	-	-	29,489,869.08	122,333,375.12	-	-	-	151,823,244.20
Notice of Transfer Allocations (NTA)	-	-	-	-	-	-	-	-	-	-	-	-	-	-	-	-	-
MDS Checks Issued	-	-	-	-	-	-	-	-	-	-	-	-	-	-	-	-	-
Advice to Debit Account	-	-	-	-	-	-	-	-	-	-	-	-	-	-	-	-	-
Working Fund for FAPS	-	-	-	-	-	-	-	-	-	-	-	-	-	-	-	-	-
Cash Disbursement Ceiling (CDC)	-	-	-	-	-	-	-	-	-	-	-	-	-	-	-	-	-
TOTAL CASH DISBURSEMENTS	-	-	-	-	-	28,759,389.45	176,514,294.57	-	-	-	-	44,979,062.02	131,535,232.55	-	-	-	176,514,294.57
NON-CASH DISBURSEMENTS	-	-	-	-	-	-	14,210,163.30	-	-	-	-	6,842,583.74	7,367,579.56	-	-	-	14,210,163.30
Tax Remittance Advices Issued (TRA)	-	-	-	-	-	-	14,210,163.30	-	-	-	-	6,842,583.74	7,367,579.56	-	-	-	14,210,163.30
Non-Cash Availment Authority (NCAA)	-	-	-	-	-	-	-	-	-	-	-	-	-	-	-	-	-
Disbursements effected through outright deductions from claims	-	-	-	-	-	-	-	-	-	-	-	-	-	-	-	-	-
Overpayment of expenses	-	-	-	-	-	-	-	-	-	-	-	-	-	-	-	-	-
Restitution for loss of government property	-	-	-	-	-	-	-	-	-	-	-	-	-	-	-	-	-
Liquidated damages and similar claims	-	-	-	-	-	-	-	-	-	-	-	-	-	-	-	-	-
Others (TEF,BTr-Documentary Stamp Tax, etc.)	-	-	-	-	-	-	14,210,163.30	-	-	-	-	6,842,583.74	7,367,579.56	-	-	-	14,210,163.30
TOTAL NON-CASH DISBURSEMENTS	-	-	-	-	-	-	14,210,163.30	-	-	-	-	6,842,583.74	7,367,579.56	-	-	-	14,210,163.30
GRAND TOTAL	-	-	-	-	-	28,759,389.45	190,724,457.87	-	-	-	-	51,821,645.76	138,902,812.11	-	-	-	190,724,457.87

Certified Correct:



MARIA CELESTE D.L. BALANZO
 Accounting Division
 Officer-in-Charge

Recommending Approval:



SOCRATES L. RAMORES
 Director II
 OIC, Finance and Administrative Services

Approved by:



CLAIRE DENNIS S. MAPA, Ph.D.
 Undersecretary
 National Statistician and Civil Registrar General


MONTHLY REPORT OF DISBURSEMENTS
For the month of June 2020

Department : National Economic and Development Authority (NEDA)
 Agency : Philippine Statistics Authority
 Operating Unit : All
 Organization Code (UACS) : 24 008 0100000
 Fund Cluster : 01 - Regular Agency Fund

Particulars (1)	CURRENT YEAR'S BUDGET					PRIOR YEAR'S BUDGET				
	PS (2)	MOOE (3)	FinEx (4)	CO (5)	TOTAL 6=(2+3+4+5)	PRIOR YEAR'S ACCOUNTS PAYABLE				
						PS (7)	MOOE (8)	FinEx (9)	CO (10)	Sub-Total 11=(7+8+9+10)
CASH DISBURSEMENTS	168,115,658.73	460,598,175.87	1,000.00	-	628,714,834.60	-	32,562,362.36	-	-	32,562,362.36
Notice of Cash Allocations	166,375,758.47	457,307,770.96	1,000.00	-	623,684,529.43	-	29,780,386.65	-	-	29,780,386.65
MDS Checks Issued	39,146,833.11	106,424,920.89	1,000.00	-	145,572,754.00	-	13,404.74	-	-	13,404.74
Advice to Debit Account	127,228,925.36	350,882,850.07	-	-	478,111,775.43	-	29,766,981.91	-	-	29,766,981.91
Notice of Transfer Allocations (NTA)	1,739,900.26	3,290,404.91	-	-	5,030,305.17	-	2,781,975.71	-	-	2,781,975.71
MDS Checks Issued	1,232,344.55	2,245,708.71	-	-	3,478,053.26	-	2,781,975.71	-	-	2,781,975.71
Advice to Debit Account	507,555.71	1,044,696.20	-	-	1,552,251.91	-	-	-	-	-
Working Fund for FAPS	-	-	-	-	-	-	-	-	-	-
Cash Disbursement Ceiling (CDC)	-	-	-	-	-	-	-	-	-	-
TOTAL CASH DISBURSEMENTS	168,115,658.73	460,598,175.87	1,000.00	-	628,714,834.60	-	32,562,362.36	-	-	32,562,362.36
NON-CASH DISBURSEMENTS	11,381,138.68	9,996,101.78	-	-	21,377,240.46	-	159,151.93	-	-	159,151.93
Tax Remittance Advices Issued (TRA)	11,381,138.68	9,996,101.78	-	-	21,377,240.46	-	159,151.93	-	-	159,151.93
Non-Cash Availment Authority (NCAA)	-	-	-	-	-	-	-	-	-	-
Disbursements effected through outright deductions from claims	-	-	-	-	-	-	-	-	-	-
Overpayment of expenses	-	-	-	-	-	-	-	-	-	-
Restitution for loss of government property	-	-	-	-	-	-	-	-	-	-
Liquidated damages and similar claims	-	-	-	-	-	-	-	-	-	-
Others (TEF,BTr-Documentary Stamp Tax, etc.)	-	-	-	-	-	-	-	-	-	-
TOTAL NON-CASH DISBURSEMENTS	11,381,138.68	9,996,101.78	-	-	21,377,240.46	-	159,151.93	-	-	159,151.93
GRAND TOTAL	179,496,797.41	470,594,277.65	1,000.00	-	650,092,075.06	-	32,721,514.29	-	-	32,721,514.29

SUMMARY

Particulars (1)	Previous Report (2)	Current Month (3)	As of Date (4)
Total Disbursement Authorities Received	4,331,308,051.74	338,411,356.71	4,669,719,408.45
NCA	3,970,674,199.00	-	3,970,674,199.00
NTA	284,902,054.59	316,794,996.71	601,697,051.30
Working Fund	-	-	-
TRA	75,731,798.15	21,616,360.00	97,348,158.15
CDC	-	-	-
NCAA	-	-	-
Less: Notice of Transfer Allocation (NTA) issued*	284,902,054.59	304,773,086.48	589,675,141.07
Total Disbursements Authorities Available	4,046,405,997.15	33,638,270.23	4,080,044,267.38
Less:			
Lapsed NCA	5,645,327.60	2,084,685,757.24	2,090,331,084.84
Disbursements	1,254,945,397.45	701,530,866.26	1,956,476,263.71
Less: Other Non-Cash Disbursements			
Disbursements effected through outright deductions from claims	-	-	-
Overpayment of expenses	-	-	-
Restitution for loss of government property	-	-	-
Liquidated damages and similar claims	-	-	-
Others (TEF,BTr-Documentary Stamp Tax, etc.)	-	-	-
Add/Less: Adjustments (e.g. cancelled/staled checks)	146,176.69	198,542.43	344,719.12
Balance of Disbursements Authorities to date	2,785,961,448.79	(2,752,379,810.84)	33,581,637.95
Total Disbursements Program	4,046,552,173.84	33,836,812.66	4,080,388,986.50
Less: Actual Disbursements	1,254,945,397.45	701,530,866.26	1,956,476,263.71
(Over)/Under spending	2,791,606,776.39	(667,694,053.60)	2,123,912,722.79



Handwritten signature

Department : National Economic and Development Aut
 Agency : Philippine Statistics Authority
 Operating Unit : All
 Organization Code (UACS) : 24 008 0100000
 Fund Cluster : 01 - Regular Agency Fund

Particulars (1)	PRIOR YEAR'S BUDGET						SUB-TOTAL 18=(6+17)	TRUST LIABILITIES				GRAND TOTAL					Remarks (28)
	CURRENT YEARS ACCOUNTS PAYABLE					TOTAL 17=(11+16)		PS (19)	MOOE (20)	CO (21)	TOTAL (19+20+21)	PS (23)	MOOE (24)	FinEx (25)	CO (26)	TOTAL 27=(23+24+25+26)	
	PS (12)	MOOE (13)	FinEx (14)	CO (15)	Sub-Total 16=(12+13+14+15)												
CASH DISBURSEMENTS	18,074,579.01	582,730.29	-	-	18,637,309.30	51,199,671.66	679,914,506.26	-	-	-	-	186,190,237.74	493,723,268.52	1,000.00	-	679,914,506.26	
Notice of Cash Allocations	18,074,579.01	270,370.31	-	-	18,344,949.32	48,125,335.97	671,809,865.40	-	-	-	-	184,450,337.48	487,358,527.92	1,000.00	-	671,809,865.40	
MDS Checks Issued	-	270,370.31	-	-	270,370.31	283,775.05	145,856,529.05	-	-	-	-	39,146,833.11	106,708,695.94	1,000.00	-	145,856,529.05	
Advice to Debit Account	18,074,579.01	-	-	-	18,074,579.01	47,841,560.92	525,953,336.35	-	-	-	-	145,303,504.37	380,649,831.98	-	-	525,953,336.35	
Notice of Transfer Allocations (NTA)	-	292,359.98	-	-	292,359.98	3,074,335.69	8,104,640.86	-	-	-	-	1,739,900.26	6,364,740.60	-	-	8,104,640.86	
MDS Checks Issued	-	292,359.98	-	-	292,359.98	3,074,335.69	6,552,388.95	-	-	-	-	1,232,344.55	5,320,044.40	-	-	6,552,388.95	
Advice to Debit Account	-	-	-	-	-	-	1,552,251.91	-	-	-	-	507,555.71	1,044,696.20	-	-	1,552,251.91	
Working Fund for FAPS	-	-	-	-	-	-	-	-	-	-	-	-	-	-	-	-	
Cash Disbursement Ceiling (CDC)	-	-	-	-	-	-	-	-	-	-	-	-	-	-	-	-	
TOTAL CASH DISBURSEMENTS	18,074,579.01	582,730.29	-	-	18,637,309.30	51,199,671.66	679,914,506.26	-	-	-	-	186,190,237.74	493,723,268.52	1,000.00	-	679,914,506.26	
NON-CASH DISBURSEMENTS	-	12,536.02	-	-	12,536.02	171,687.95	21,548,928.41	-	-	-	-	11,381,138.68	10,167,789.73	-	-	21,548,928.41	
Tax Remittance Advices Issued (TRA)	-	12,536.02	-	-	12,536.02	171,687.95	21,548,928.41	-	-	-	-	11,381,138.68	10,167,789.73	-	-	21,548,928.41	
Non-Cash Availment Authority (NCAA)	-	-	-	-	-	-	-	-	-	-	-	-	-	-	-	-	
Disbursements effected through outright deductions from claims	-	-	-	-	-	-	-	-	-	-	-	-	-	-	-	-	
Overpayment of expenses	-	-	-	-	-	-	-	-	-	-	-	-	-	-	-	-	
Restitution for loss of government property	-	-	-	-	-	-	-	-	-	-	-	-	-	-	-	-	
Liquidated damages and similar claims	-	-	-	-	-	-	-	-	-	-	-	-	-	-	-	-	
Others (TEF, BTr-Documentary Stamp Tax, etc.)	-	-	-	-	-	-	-	-	-	-	-	-	-	-	-	-	
TOTAL NON-CASH DISBURSEMENTS	-	12,536.02	-	-	12,536.02	171,687.95	21,548,928.41	-	-	-	-	11,381,138.68	10,167,789.73	-	-	21,548,928.41	
GRAND TOTAL	18,074,579.01	575,266.31	-	-	18,649,845.32	51,371,359.61	701,463,434.67	-	-	-	-	197,571,376.42	503,891,058.25	1,000.00	-	701,463,434.67	

Certified Correct:



MARIA CELESTE D.L. BALANZA
 Accounting Division
 Officer-in-Charge

Recommending Approval



SOCRATES L. RAMORES
 Director II
 OIC, Finance and Administrative Services

Approved by:




CLAIRE DENNIS S. MAPA, Ph.D.
 Undersecretary
 National Statistician and Civil Registrar General

MONTHLY REPORT OF DISBURSEMENTS
For the month of June 2020

Department: National Economic and Development Authority (NEDA)										
Organization Code (UACS) : 240080100000										
Particulars	CURRENT YEAR'S BUDGET					PRIOR YEAR'S BUDGET				
	PS	MOOE	FinEx	CO	TOTAL	PRIOR YEAR'S ACCOUNTS PAYABLE				
						PS	MOOE	FinEx	CO	Sub-Total
(1)	(2)	(3)	(4)	(5)	6=(2+3+4+5)	(7)	(8)	(9)	(10)	11=(7+8+9+10)
Notice of Cash Allocations	-	4,618,858.83	-	-	4,618,858.83	-	-	-	-	-
MDS Checks Issued					-					-
Advice to Debit Account		4,618,858.83			4,618,858.83					-
Notice of Transfer Allocations	-	-	-	-	-	-	-	-	-	-
MDS Checks Issued					-					-
Advice to Debit Account					-					-
Working Fund (NCA issued to BTr)										-
Tax Remittance Advices Issued (TRA)				-	-					-
Cash Disbursement Ceiling (CDC)					-					-
Non-Cash Availment Authority (NCAA)					-					-
Others (CDT, BTr Docs Stamp, etc)					-					-
TOTAL	-	4,618,858.83	-	-	4,618,858.83	-	-	-	-	-

SUMMARY

PARTICULARS	Previous Report	Current Month	As of Date
(1)	(2)	(3)	(4)
Total Disbursement Authorities Received			
NCA	4,934,060.00	-	4,934,060.00
Working Fund	-	-	-
TRA	-	-	-
CDA	-	-	-
NCAA	-	-	-
Others (CDT, BTr Docs Stamp, etc)	-	-	-
Less: Notice of Transfer Allocation (NTA) issued*	-	-	-
Total Disbursements Authorities Available	4,934,060.00	-	4,934,060.00
Less: Lapsed NCA	-	-	-
Disbursements	-	4,618,858.83	4,618,858.83
Balance of Disbursements Authorities to date	4,934,060.00	(4,618,858.83)	315,201.17
Total Disbursements Program	4,934,060.00	-	4,934,060.00
Less: Actual Disbursements	-	4,618,858.83	4,618,858.83
(over)/Under Spending	4,934,060.00	(4,618,858.83)	315,201.17



[Handwritten signature]

Department: National Economic and Development Agency: Philippine Statistics Authority		Operating Unit: CENTRAL OFFICE																
Organization Code (UACS) : 2400801000		Fund Cluster: 07 - Trust Fund						Report Status: SUBMITTED										
Particulars	PRIOR YEAR'S BUDGET						SUB-TOTAL	TRUST LIABILITIES				GRAND TOTAL					Remarks	
	CURRENT YEARS ACCOUNTS PAYABLE					TOTAL		PS	MOOE	CO	TOTAL	PS	MOOE	FinEx	CO	TOTAL		
	PS	MOOE	FinEx	CO	Sub-Total													(19)
(1)	(12)	(13)	(14)	(15)	(12+13+14+15)	17=(11+16)	18=(6+17)	(19)	(20)	(21)	(19+20+21)	(23)	(24)	(25)	(26)	27=(23+24+25+26)	(28)	
Notice of Cash Allocations	-	-	-	-	-	-	4,618,858.83	-	-	-	-	-	4,618,858.83	-	-	-	4,618,858.83	
MDS Checks Issued	-	-	-	-	-	-	-	-	-	-	-	-	-	-	-	-	-	
Advice to Debit Account	-	-	-	-	-	-	4,618,858.83	-	-	-	-	-	4,618,858.83	-	-	-	4,618,858.83	
Notice of Transfer Allocations	-	-	-	-	-	-	-	-	-	-	-	-	-	-	-	-	-	
MDS Checks Issued	-	-	-	-	-	-	-	-	-	-	-	-	-	-	-	-	-	
Advice to Debit Account	-	-	-	-	-	-	-	-	-	-	-	-	-	-	-	-	-	
Working Fund (NCA issued to BTr)	-	-	-	-	-	-	-	-	-	-	-	-	-	-	-	-	-	
Tax Remittance Advices Issued (TRA)	-	-	-	-	-	-	-	-	-	-	-	-	-	-	-	-	-	
Cash Disbursement Ceiling (CDC)	-	-	-	-	-	-	-	-	-	-	-	-	-	-	-	-	-	
Non-Cash Availment Authority (NCAA)	-	-	-	-	-	-	-	-	-	-	-	-	-	-	-	-	-	
Others (CDT, BTr Docs Stamp, etc)	-	-	-	-	-	-	-	-	-	-	-	-	-	-	-	-	-	
TOTAL							4,618,858.83	-	-	-	-	-	4,618,858.83	-	-	-	4,618,858.83	

Certified Correct



MARIA CELESTE D.L. BALANZA
Accounting Division
Officer-in-Charge


Approved by



CLAIRE DENNIS S. MAPA Ph.D.
Undersecretary
National Statistician and Civil Registrar General

N

QUARTERLY REPORT OF REVENUE AND OTHER RECEIPTS
As at the Quarter Ending June 30, 2020



Department: National Economic and Development Authority (NEDA)

Agency: Philippine Statistics Authority

Operating Unit: All

Organization Code (UACS): 24000000000


Fund Cluster: 01 - Regular Agency Fund

Classification/Sources of Revenue and Other Receipts	UACS CODE	REVENUE TARGET (Annual) per BESF	Actual Revenue and Other Receipts Collections					Cumulative Remittance/Deposits to Date			Variance		Remarks
			1st Quarter Ending March 31	2nd Quarter Ending June 30	3rd Quarter Ending Sept. 30	4th Quarter Ending Dec. 31	Total	Remittance to BTR	Deposited with AGDB	Total	Amount	%	
1	2	3	4	5	6	7	8=(4+5+6+7)	9	10	11=(9+10)	12=(8-3)	13=(12/3)	14
Regular Agency Fund		2,416,088,000.00	214,936,908.81	7,936,808.53	0.00	0.00	222,871,518.34	222,872,803.94		222,872,803.94	(2,193,197,483.66)	-91%	
Revenue Collections		2,416,088,000.00	214,928,562.81	7,933,847.03	0.00	0.00	222,860,199.84	222,861,487.44		222,861,487.44	(2,193,208,000.16)	-91%	
Cash Receipts		2,416,088,000.00	214,928,562.81	7,933,847.03	0.00	0.00	222,860,199.84	222,861,487.44		222,861,487.44	(2,193,208,000.16)	-91%	
Non-Tax		2,416,088,000.00	214,928,562.81	7,933,847.03	0.00	0.00	222,860,199.84	222,861,487.44		222,861,487.44	(2,193,208,000.16)	-91%	
Registration Fees	4020102000	8,378,000.00	1,367,820.00	104,200.00			1,472,120.00	1,478,120.00		1,478,120.00	(6,906,000.00)	-82%	
Certification Fees	4020104002	0.00	200.00				200.00	200.00		200.00	200.00	0%	
Other Verification and Authentication Fees	4020111008	2,368,667,000.00	213,167,177.83	7,480,630.91			220,647,708.64	220,648,388.64		220,648,388.64	(2,136,919,291.48)	-91%	
Income from Printing and Publication	4020216000	388,000.00	48,243	2,204.00			48,447.00	48,447.00		48,447.00	(317,563.00)	-87%	
Interest Income - Others	4020221008	7,000.00	188.30	1,880.74			1,847.04	454.64		454.64	(6,152.86)	-74%	
Fines and Penalties - Business Income	4020223000	288,000.00	102,787.02	51,489.38			154,286.40	154,286.40		154,286.40	(143,713.60)	0%	
Other Business Income	4020298008	50,380,000.00	236,308.03	282,012.00			528,318.03	528,318.03		528,318.03	(49,870,861.97)	-99%	
Gain on Sale of Property, Plant and Equipment	4080104000	54,000.00					0.00			0.00	(54,000.00)	-100%	
Sale of Unserviceable Property	4080102000	0.00					0.00			0.00	-	0%	
Miscellaneous Income	4080988000	0.00	5,742.83	1,530.00			7,272.83	7,272.83		7,272.83	7,272.83	0%	
Non-Revenue Collections/Other Receipts		0.00	9,367.00	1,868.50	0.00	0.00	11,318.50	11,318.50		11,318.50	11,318.50	0%	
Cash Receipts		0.00	9,367.00	1,868.50	0.00	0.00	11,318.50	11,318.50		11,318.50	11,318.50	0%	
Others		0.00	9,367.00	1,868.50	0.00	0.00	11,318.50	11,318.50		11,318.50	11,318.50	0%	
Due from Officers and Employees	1030802008		4,367.00	1,868.50			6,318.50	6,318.50		6,318.50	6,318.50	0%	
Advances to Officers and Employees	1980104006		0.00				0.00						
Government Equity	3010101000		5,000.00				5,000.00	5,000.00		5,000.00	5,000.00	0%	
TOTAL		2,416,088,000.00	214,936,908.81	7,936,808.53	0.00	0.00	222,871,518.34	222,872,803.94		222,872,803.94	(2,193,197,483.66)	-91%	

Certified Correct:


MARIA CELESTE D.L. BALANZA
Officer-in-Charge
Accounting Division

Approved by:


CLAIRE DENNIS S. MAPA, PH. D.
Undersecretary
National Statistician and Civil Registrar General

QUARTERLY REPORT OF REVENUE AND OTHER RECEIPTS
As at the Quarter Ending June 30, 2020

Department: National Economic and Development Authority (NEDA)

Agency: Philippine Statistics Authority

Operating Unit: Central Office

Organization Code (UACS): 240080100000

Fund Cluster: 07 - Trust Receipts


Classification/Sources of Revenue and Other Receipts	UACS CODE	REVENUE TARGET (Annual) per BESF	Actual Revenue and Other Receipts Collections					Cumulative Remittance/Deposits to Date			Variance		Remarks
			1st Quarter Ending March 31	2nd Quarter Ending June 30	3rd Quarter Ending Sept. 30	4th Quarter Ending Dec. 31	Total	Remittance to BTr	Deposited with AGDB	Total	Amount	%	
1	2	3	4	5	6	7	8=(4+5+6+7)	9	10	11=(9+10)	12=(8-3)	13=(12/3)	14
Trust Receipts			140,000.00	100,000.00	0.00	0.00	240,000.00		240,000.00	240,000.00	240,000.00	0%	
Non-Revenue Collections/Other Receipts			140,000.00	100,000.00	0.00	0.00	240,000.00		240,000.00	240,000.00	240,000.00	0%	
Cash Receipts			140,000.00	100,000.00	0.00	0.00	240,000.00		240,000.00	240,000.00	240,000.00	0%	
Others			140,000.00	100,000.00	0.00	0.00	240,000.00		240,000.00	240,000.00	240,000.00	0%	
Trust Liabilities	2040101000		140,000.00	100,000.00			240,000.00		240,000.00	240,000.00	240,000.00	0%	
TOTAL			140,000.00	100,000.00	0.00	0.00	240,000.00		240,000.00	240,000.00	240,000.00	0%	

Certified Correct:


Maria Celeste D.L. Balanza
MARIA CELESTE D.L. BALANZA
 Officer-in-Charge
 Accounting Division

Approved by:

Claire Dennis S. Mapa
CLAIRE DENNIS S. MAPA, PH. D.
 Undersecretary
 National Statistician and Civil Registrar General



QUARTERLY REPORT OF REVENUE AND OTHER RECEIPTS
As at the Quarter Ending June 30, 2020



Department: National Economic and Development Authority (NEDA)

Agency: Philippine Statistics Authority

Operating Unit: Central Office

Organization Code (UACS): 240080100000

Fund Cluster: 01 - Regular Agency Fund

Classification/Sources of Revenue and Other Receipts	UACS CODE	REVENUE TARGET (Annual) per BESF	Actual Revenue and Other Receipts Collections					Cumulative Remittance/Deposits to Date			Variance		Remarks
			1st Quarter Ending March 31	2nd Quarter Ending June 30	3rd Quarter Ending Sept. 30	4th Quarter Ending Dec. 31	Total	Remittance to BTr	Deposited with AGDB	Total	Amount	%	
1	2	3	4	5	6	7	8=(4+5+6+7)	9	10	11=(8+10)	12=(8-3)	13=(12/3)	14
Regular Agency Fund		2,410,063,000.00	213,332,326.34	7,819,916.29			221,152,242.63	221,152,242.63		221,152,242.63	(2,188,910,757.37)	-91%	
Revenue Collections		2,410,063,000.00	213,332,326.34	7,819,916.29			221,152,242.63	221,152,242.63		221,152,242.63	(2,188,910,757.37)	-91%	
Cash Receipts		2,410,063,000.00	213,332,326.34	7,819,916.29			221,152,242.63	221,152,242.63		221,152,242.63	(2,188,910,757.37)	-91%	
Non-Tax		2,410,063,000.00	213,332,326.34	7,819,916.29			221,152,242.63	221,152,242.63		221,152,242.63	(2,188,910,757.37)	-91%	
Registration Fees	4020102000	3,461,000.00	2,300.00	3,000.00			5,300.00	5,300.00		5,300.00	(3,455,700.00)	-100%	
Other Verification and Authentication Fees	4020111099	2,355,765,000.00	213,038,417.63	7,475,010.91			220,513,428.54	220,513,428.54		220,513,428.54	(2,135,251,571.46)	-91%	
Income from Printing and Publication	4020215000	265,000.00	21,793.00	204.00			21,997.00	21,997.00		21,997.00	(243,003.00)	-92%	
Interest Income - Others	4020221099	2,000.00					0.00			0.00	(2,000.00)	-100%	
Fines and Penalties - Business Income	4020223000	298,000.00	102,797.02	51,489.38			154,286.40	154,286.40		154,286.40	(143,713.60)	0%	
Other Business Income	4020299099	50,262,000.00	167,018.69	290,212.00			457,230.69	457,230.69		457,230.69	(49,804,769.31)	-99%	
Gain on Sale of Property, Plant and Equipment	4050104000	10,000.00					0.00			0.00	(10,000.00)	-100%	
TOTAL		2,410,063,000.00	213,332,326.34	7,819,916.29			221,152,242.63	221,152,242.63		221,152,242.63	(2,188,910,757.37)	-91%	

Certified Correct:

MARIA CELESTE D.L. BALANZA
Officer-in-Charge
Accounting Division

Approved by:

CLAIRE DENNIS S. MAPA, PH. D.
Undersecretary
National Statistician and Civil Registrar General