



REPUBLIC OF THE PHILIPPINES  
**PHILIPPINE STATISTICS AUTHORITY**

Reference No. 19FAS03-475

August 9, 2019

**MS. LUZVI PANGAN-CHATTO**  
Assistant Commissioner  
COA-Government Accountancy Office  
Commonwealth Ave., Quezon City

Government Accountancy Sector  
Office of the Assistant Commissioner  
**RECEIVED**  
BY: \_\_\_\_\_  
DATE: Aug 9/19

Dear Madam,

We are transmitting the following Financial Accountability Reports (FAR) for the month of July 2019 as listed below:

- a) Central Office Monthly Report of Disbursement (FAR no. 4) – Regular Fund
- b) Central Office Monthly Report of Disbursement (FAR no. 4) – Trust Fund
- c) Consolidated RSSO Monthly Report of Disbursement (FAR no. 4) – Regular Fund
- d) ALL (combined Central Office and RSSO) Monthly Report of Disbursement (FAR no. 4) – Regular Fund

Please acknowledge receipt. Thank you.

Very truly yours,

**MS. MARIA CELESTE D.L. BALANZA**  
Officer-in-Charge, Accounting Division *AMB*

---

**ACKNOWLEDGMENT RECEIPT**

**MS. MARIA CELESTE D.L. BALANZA**  
Officer-in-Charge, Accounting Division  
PSA

This is to acknowledge receipt of the reports as mentioned above

Received by: \_\_\_\_\_

Date Received: \_\_\_\_\_



Management System  
ISO 9001:2015  
www.tuv.com  
ID: 9100040991



PSA Complex, East Avenue, Diliman, Quezon City, Philippines 1101  
Telephone: (632) 938-5267  
www.psa.gov.ph

...following-up, pls. cite DMS ref #  
**2019-BA-0077464**



REPUBLIC OF THE PHILIPPINES  
**DEPARTMENT OF BUDGET AND MANAGEMENT**  
GENERAL SOLANO STREET, SAN MIGUEL, MANILA  
**ACKNOWLEDGEMENT RECEIPT**


The **DEPARTMENT OF BUDGET AND MANAGEMENT** hereby acknowledges the receipt of your letter/request which has been uploaded to the DBM-Document Management System and routed to the appropriate office/s with the following information:

Sender: **PSA - PERSONAL DELIVERY**  
Document Title: **PSA-SUBMISSION OF MONTHLY REPORT OF DISBURSEMENT FOR THE MONTH OF JULY 2019 (FUND CLUSTER 01 & 07)**  
Document Reference No: **2019-BA-0077464**  
Date and Time Uploaded: **Tuesday, August 13, 2019 9:55:36 AM**  
Uploaded By: **RECEIVING ISAY BERDIN**  
Routed To: **BMB-A Christine P. Santos**  
CC: **CC**  
Total no of pages received: **1 copy and 8 pages**

The determination of the completeness of the documentary requirements submitted, if any, is subject to the evaluation of the technical person in charge.

This receipt is system generated and does not require signature.

Received by:



**DOCUMENT  
MANAGEMENT  
SYSTEM**


**MONTHLY REPORT OF DISBURSEMENTS**  
For the month of July 2019

Department : National Economic and Development Authority (NEDA)  
 Agency : Philippine Statistics Authority  
 Operating Unit : Central Office  
 Organization Code (UACS) : 24 008 0100000  
 Fund Cluster : 01 - Regular Agency Fund

Particulars (1)	CURRENT YEAR'S BUDGET					PRIOR YEAR'S BUDGET				
	PS (2)	MOOE (3)	FinEx (4)	CO (5)	TOTAL 6=(2+3+4+5)	PRIOR YEAR'S ACCOUNTS PAYABLE				Sub-Total 11=(7+8+9+10)
						PS (7)	MOOE (8)	FinEx (9)	CO (10)	
<b>CASH DISBURSEMENTS</b>	28,317,359.99	22,099,510.20	-	-	50,416,870.19	-	132,867.19	-	-	132,867.19
Notice of Cash Allocations	28,317,359.99	22,099,510.20	-	-	50,416,870.19	-	132,867.19	-	-	132,867.19
MDS Checks Issued	7,965,603.54	1,426,821.24	-	-	9,392,424.78	-	-	-	-	-
Advice to Debit Account	20,351,756.45	20,672,688.96	-	-	41,024,445.41	-	132,867.19	-	-	132,867.19
Notice of Transfer Allocations (NTA)	-	-	-	-	-	-	-	-	-	-
MDS Checks Issued	-	-	-	-	-	-	-	-	-	-
Advice to Debit Account	-	-	-	-	-	-	-	-	-	-
Working Fund for FAPS	-	-	-	-	-	-	-	-	-	-
Cash Disbursement Ceiling (CDC)	-	-	-	-	-	-	-	-	-	-
<b>TOTAL CASH DISBURSEMENTS</b>	28,317,359.99	22,099,510.20	-	-	50,416,870.19	-	132,867.19	-	-	132,867.19
<b>NON-CASH DISBURSEMENTS</b>	2,400,717.67	595,500.79	-	-	2,996,218.46	-	994,311.44	-	-	994,311.44
Tax Remittance Advices Issued (TRA)	2,400,717.67	595,500.79	-	-	2,996,218.46	-	994,311.44	-	-	994,311.44
Non-Cash Availment Authority (NCAA)	-	-	-	-	-	-	-	-	-	-
Disbursements effected through outright deductions from claims	-	-	-	-	-	-	-	-	-	-
Overpayment of expenses	-	-	-	-	-	-	-	-	-	-
Restitution for loss of government property	-	-	-	-	-	-	-	-	-	-
Liquidated damages and similar claims	-	-	-	-	-	-	-	-	-	-
Others (TEF,BTr-Documentary Stamp Tax, etc.)	-	-	-	-	-	-	-	-	-	-
<b>TOTAL NON-CASH DISBURSEMENTS</b>	2,400,717.67	595,500.79	-	-	2,996,218.46	-	994,311.44	-	-	994,311.44
<b>GRAND TOTAL</b>	30,718,077.66	22,695,010.99	-	-	53,413,088.65	-	1,127,178.63	-	-	1,127,178.63

**SUMMARY**

Particulars (1)	Previous Report (2)	Current Month (3)	As of Date (4)
Total Disbursement Authorities Received	1,676,998,608.19	1,002,385,529.90	2,679,384,138.09
NCA	1,634,075,065.00	998,395,000.00	2,632,470,065.00
NTA	-	-	-
Working Fund	-	-	-
TRA	42,923,543.19	3,990,529.90	46,914,073.09
CDC	-	-	-
NCAA	-	-	-
Less: Notice of Transfer Allocation (NTA) issued*	434,045,812.50	120,372,332.90	554,418,145.40
Total Disbursements Authorities Available	1,242,952,795.69	882,013,197.00	2,124,965,992.69
Less:	-	-	-
Lapsed NCA	435,970,627.46	-	435,970,627.46
Disbursements	806,982,168.23	54,540,267.28	861,522,435.51
Less: Other Non-Cash Disbursements	-	-	-
Disbursements effected through outright deductions from claims	-	-	-
Others (TEF,BTr-Documentary Stamp Tax, etc.)	-	-	-
Add/Less: Adjustments (e.g. cancelled/staled checks)	-	-	-
Balance of Disbursements Authorities to date	-	827,472,929.72	827,472,929.72
Total Disbursements Program	1,242,952,795.69	882,013,197.00	2,124,965,992.69
Less: Actual Disbursements	806,982,168.23	54,540,267.28	861,522,435.51
(Over)/Under spending	435,970,627.46	827,472,929.72	1,263,443,557.18



*Handwritten initials and marks:*  
 [Signature]  
 [Initials]  
 [Initials]

Department National Economic and Development Authority (NEDA)  
 Agency Philippine Statistics Authority  
 Operating Unit Central Office  
 Organization Code (UACS) 24 008 0100000  
 Fund Cluster 01 - Regular Agency Fund

Particulars	PRIOR YEAR'S BUDGET							TRUST LIABILITIES				GRAND TOTAL					Remarks					
	CURRENT YEARS ACCOUNTS PAYABLE					TOTAL	SUB-TOTAL	PS	MOOE	CO	TOTAL	PS	MOOE	FinEx	CO	TOTAL						
	PS	MOOE	FinEx	CO	Sub-Total													(12)	(13)	(14)	(15)	(12+13+14+15)
	(12)	(13)	(14)	(15)	(12+13+14+15)	(16)	(17)	(18)	(19)	(20)	(21)	(19+20+21)	(22)	(23)	(24)	(25)	(26)	(22+23+24+25+26)	(28)			
<b>CASH DISBURSEMENTS</b>						132 867 19	50 549 737 38						28 317 359 99	22 232 377 39				50 549 737 38				
Notice of Cash Allocations						132 867 19	50 549 737 38						28 317 359 99	22 232 377 39				50 549 737 38				
MDS Checks Issued													7 965 603 54	1 426 821 24				9 392 424 78				
Advice to Debit Account						132 867 19	41 157 312 60						20 351 756 45	20 805 556 15				41 157 312 60				
Notice of Transfer Allocations (NTA)																						
PS Checks Issued																						
Advice to Debit Account																						
Working Fund for FAPS																						
Cash Disbursement Ceiling (CDC)																						
<b>TOTAL CASH DISBURSEMENTS</b>						132 867 19	50 549 737 38						28 317 359 99	22 232 377 39				50 549 737 38				
<b>NON-CASH DISBURSEMENTS</b>						994 311 44	3 990 529 90						2 400 717 67	1 589 812 23				3 990 529 90				
Tax Remittance Advices Issued (TRA)						994 311 44	3 990 529 90						2 400 717 67	1 589 812 23				3 990 529 90				
Non-Cash Availment Authority (NCAA)																						
Disbursements effected through outright deductions from claims																						
Overpayment of expenses																						
Restitution for loss of government property																						
Liquidated damages and similar claims																						
Others (TEF BTr-Documentary Stamp Tax, etc.)																						
<b>TOTAL NON-CASH DISBURSEMENTS</b>						994 311 44	3 990 529 90						2 400 717 67	1 589 812 23				3 990 529 90				
<b>GRAND TOTAL</b>						1 127 178 63	54 540 267 28						30 718 077 66	23 822 189 62				54 540 267 28				

Certified Correct

*Maria Celeste D.L. Balanza*  
**MARIA CELESTE D.L. BALANZA**  
 Accounting Division  
 Officer-in-Charge

Approved by

*Claire Dennis S. Mapa*  
**CLAIRE DENNIS S. MAPA Ph.D.**  
 Undersecretary  
 National Statistician and Civil Registrar General


**MONTHLY REPORT OF DISBURSEMENTS**  
For the month of July 2019

Department : National Economic and Development Authority (NEDA)  
 Agency : Philippine Statistics Authority  
 Operating Unit : Central Office  
 Organization Code (UACS) : 24 000 0100000  
 Fund Cluster : 07 - Trust Fund

Particulars (1)	CURRENT YEAR'S BUDGET					PRIOR YEAR'S BUDGET				
	PS	MOOE	FinEx	CO	TOTAL	PRIOR YEAR'S ACCOUNTS PAYABLE				
	(2)	(3)	(4)	(5)	6=(2+3+4+5)	PS	MOOE	FinEx	CO	Sub-Total
						(7)	(8)	(9)	(10)	11=(7+8+9+10)
<b>CASH DISBURSEMENTS</b>	-	387,996.51	-	-	387,996.51	-	-	-	-	-
Notice of Cash Allocations	-	387,996.51	-	-	387,996.51	-	-	-	-	-
MDS Checks Issued										
Advice to Debit Account		387,996.51			387,996.51					
Notice of Transfer Allocations (NTA)	-	-	-	-	-	-	-	-	-	-
IS Checks Issued										
Advice to Debit Account										
Working Fund for FAPS										
Cash Disbursement Ceiling (CDC)										
<b>TOTAL CASH DISBURSEMENTS</b>	-	387,996.51	-	-	387,996.51	-	-	-	-	-
<b>NON-CASH DISBURSEMENTS</b>	-	-	-	-	-	-	-	-	-	-
Tax Remittance Advices Issued (TRA)										
Non-Cash Availment Authority (NCAA)										
Disbursements effected through outright deductions from claims										
Overpayment of expenses										
Restitution for loss of government property										
Liquidated damages and similar claims										
Others (TEF,BTr-Documentary Stamp Tax, etc.)										
<b>TOTAL NON-CASH DISBURSEMENTS</b>	-	-	-	-	-	-	-	-	-	-
<b>GRAND TOTAL</b>	-	387,996.51	-	-	387,996.51	-	-	-	-	-

**SUMMARY**

Particulars (1)	Previous Report (2)	Current Month (3)	As of Date (4)
Total Disbursement Authorities Received	37,319,343.00	15,967,997.00	53,287,340.00
NCA	37,319,343.00	15,967,997.00	53,287,340.00
NTA	-	-	-
Working Fund	-	-	-
TRA	-	-	-
CDC	-	-	-
NCAA	-	-	-
Less: Notice of Transfer Allocation (NTA) issued*	-	-	-
Total Disbursements Authorities Available	37,319,343.00	15,967,997.00	53,287,340.00
Less:	-	-	-
Lapsed NCA	-	-	-
Disbursements	17,574,334.62	387,996.51	17,962,331.13
Less: Other Non-Cash Disbursements	-	-	-
Disbursements effected through outright deductions from claims	-	-	-
Others (TEF,BTr-Documentary Stamp Tax, etc.)	-	-	-
Add/Less: Adjustments (e.g. cancelled/staled checks)	-	-	-
Balance of Disbursements Authorities to date	19,745,008.38	15,580,000.49	35,325,008.87
Total Disbursements Program	37,319,343.00	15,967,997.00	53,287,340.00
Less: Actual Disbursements	17,574,334.62	387,996.51	17,962,331.13
(Over)/Under spending	19,745,008.38	15,580,000.49	35,325,008.87




*Handwritten signatures and initials:*  
 JS  
 K  
 Olan


Department : National Economic and Development Authority (NEDA)  
 Agency : Philippine Statistics Authority  
 Operating Unit : Central Office  
 Organization Code (UACS) : 24 008 0100000  
 Fund Cluster : 07 - Trust Fund

Particulars (1)	PRIOR YEAR'S BUDGET						SUB-TOTAL 18=(6+17)	TRUST LIABILITIES				GRAND TOTAL					Remarks (28)	
	CURRENT YEARS ACCOUNTS PAYABLE					TOTAL 17=(11+16)		PS (19)	MOOE (20)	CO (21)	TOTAL (19+20+21)	PS (23)	MOOE (24)	FinEx (25)	CO (26)	TOTAL 27=(23+24+25+26)		
	PS (12)	MOOE (13)	FinEx (14)	CO (15)	Sub-Total =(12+13+14+15)													
CASH DISBURSEMENTS	-	-	-	-	-	-	387,996.51	-	-	-	-	-	387,996.51	-	-	-	387,996.51	
Notice of Cash Allocations	-	-	-	-	-	-	387,996.51	-	-	-	-	-	387,996.51	-	-	-	387,996.51	
MDS Checks Issued	-	-	-	-	-	-	-	-	-	-	-	-	-	-	-	-	-	
Advice to Debit Account	-	-	-	-	-	-	387,996.51	-	-	-	-	-	387,996.51	-	-	-	387,996.51	
Notice of Transfer Allocations (NTA)	-	-	-	-	-	-	-	-	-	-	-	-	-	-	-	-	-	
NS Checks Issued	-	-	-	-	-	-	-	-	-	-	-	-	-	-	-	-	-	
Advice to Debit Account	-	-	-	-	-	-	-	-	-	-	-	-	-	-	-	-	-	
Working Fund for FAPS	-	-	-	-	-	-	-	-	-	-	-	-	-	-	-	-	-	
Cash Disbursement Ceiling (CDC)	-	-	-	-	-	-	-	-	-	-	-	-	-	-	-	-	-	
TOTAL CASH DISBURSEMENTS	-	-	-	-	-	-	387,996.51	-	-	-	-	-	387,996.51	-	-	-	387,996.51	
NON-CASH DISBURSEMENTS	-	-	-	-	-	-	-	-	-	-	-	-	-	-	-	-	-	
Tax Remittance Advices Issued (TRA)	-	-	-	-	-	-	-	-	-	-	-	-	-	-	-	-	-	
Non-Cash Availment Authority (NCAA)	-	-	-	-	-	-	-	-	-	-	-	-	-	-	-	-	-	
Disbursements effected through outright deductions from claims	-	-	-	-	-	-	-	-	-	-	-	-	-	-	-	-	-	
Overpayment of expenses	-	-	-	-	-	-	-	-	-	-	-	-	-	-	-	-	-	
Restitution for loss of government property	-	-	-	-	-	-	-	-	-	-	-	-	-	-	-	-	-	
Liquidated damages and similar claims	-	-	-	-	-	-	-	-	-	-	-	-	-	-	-	-	-	
Others (TEF,BTr-Documentary Stamp Tax, etc.)	-	-	-	-	-	-	-	-	-	-	-	-	-	-	-	-	-	
TOTAL NON-CASH DISBURSEMENTS	-	-	-	-	-	-	-	-	-	-	-	-	-	-	-	-	-	
GRAND TOTAL	-	-	-	-	-	-	387,996.51	-	-	-	-	-	387,996.51	-	-	-	387,996.51	

Certified Correct:

  
**MARIA CELESTE D.L. BALANZA**  
 Accounting Division  
 Officer-in-Charge

Approved by:

  
**CLAIRE DENNIS S. MAPA Ph.D.**  
 Undersecretary  
 National Statistician and Civil Registrar General


**MONTHLY REPORT OF DISBURSEMENTS**  
For the month of July 2019

Department : National Economic and Development Authority (NEDA)  
 Agency : Philippine Statistics Authority  
 Operating Unit : Consolidated Regional Statistical Services Office  
 Organization Code (UACS) : 24 008 0100000  
 Fund Cluster : 01 - Regular Agency Fund

Particulars (1)	CURRENT YEAR'S BUDGET					PRIOR YEAR'S BUDGET				
	PS (2)	MOOE (3)	FinEx (4)	CO (5)	TOTAL 6=(2+3+4+5)	PRIOR YEAR'S ACCOUNTS PAYABLE				Sub-Total 11=(7+8+9+10)
						PS (7)	MOOE (8)	FinEx (9)	CO (10)	
<b>CASH DISBURSEMENTS</b>	57,739,387.89	110,539,353.98	-	1,274,750.00	169,553,491.87	-	-	-	-	-
Notice of Cash Allocations	56,535,910.19	108,159,070.50	-	1,274,750.00	165,969,730.69	-	-	-	-	-
MDS Checks Issued	12,731,151.91	30,369,708.08	-	1,046,750.00	44,147,609.99	-	-	-	-	-
Advice to Debit Account	43,804,758.28	77,789,362.42	-	228,000.00	121,822,120.70	-	-	-	-	-
Notice of Transfer Allocations (NTA)	1,203,477.70	2,380,283.48	-	-	3,583,761.18	-	-	-	-	-
TS Checks Issued	766,692.55	1,943,636.80	-	-	2,710,329.35	-	-	-	-	-
Advice to Debit Account	436,785.15	436,646.68	-	-	873,431.83	-	-	-	-	-
Working Fund for FAPS	-	-	-	-	-	-	-	-	-	-
Cash Disbursement Ceiling (CDC)	-	-	-	-	-	-	-	-	-	-
<b>TOTAL CASH DISBURSEMENTS</b>	57,739,387.89	110,539,353.98	-	1,274,750.00	169,553,491.87	-	-	-	-	-
<b>NON-CASH DISBURSEMENTS</b>	4,205,524.60	3,365,869.17	-	-	7,571,393.77	-	-	-	-	-
Tax Remittance Advices Issued (TRA)	4,205,524.60	3,365,869.17	-	-	7,571,393.77	-	-	-	-	-
Non-Cash Availment Authority (NCAA)	-	-	-	-	-	-	-	-	-	-
Disbursements effected through outright deductions from claims	-	-	-	-	-	-	-	-	-	-
Overpayment of expenses	-	-	-	-	-	-	-	-	-	-
Restitution for loss of government property	-	-	-	-	-	-	-	-	-	-
Liquidated damages and similar claims	-	-	-	-	-	-	-	-	-	-
Others (TEF, BTr-Documentary Stamp Tax, etc.)	-	-	-	-	-	-	-	-	-	-
<b>TOTAL NON-CASH DISBURSEMENTS</b>	4,205,524.60	3,365,869.17	-	-	7,571,393.77	-	-	-	-	-
<b>GRAND TOTAL</b>	61,944,912.49	113,905,223.15	-	1,274,750.00	177,124,885.64	-	-	-	-	-

**SUMMARY**

Particulars (1)	Previous Report (2)	Current Month (3)	As of Date (4)
Total Disbursement Authorities Received	1,162,124,982.15	272,098,005.56	1,434,222,987.71
NCA	643,812,000.00	138,958,000.00	782,770,000.00
NTA	477,453,704.36	125,568,611.79	603,022,316.15
Working Fund	-	-	-
TRA	40,859,277.79	7,571,393.77	48,430,671.56
CDC	-	-	-
NCAA	-	-	-
Less: Notice of Transfer Allocation (NTA) issued*	43,407,891.86	5,196,278.89	48,604,170.75
Total Disbursements Authorities Available	1,118,717,090.29	266,901,726.67	1,385,618,816.96
Less:			
Lapsed NCA	1,806.01	-	1,806.01
Disbursements	1,112,166,125.17	177,124,885.64	1,289,291,010.81
Less: Other Non-Cash Disbursements	-	-	-
Disbursements effected through outright deductions from claims	-	-	-
Overpayment of expenses	-	-	-
Restitution for loss of government property	-	-	-
Liquidated damages and similar claims	-	-	-
Others (TEF, BTr-Documentary Stamp Tax, etc.)	-	-	-
Add/Less: Adjustments (e.g. cancelled/staled checks)	-	-	-
Balance of Disbursements Authorities to date	6,549,159.11	89,776,841.03	96,326,000.14
Total Disbursements Program	1,118,717,090.29	266,901,726.67	1,385,618,816.96
Less: Actual Disbursements	1,112,166,125.17	177,124,885.64	1,289,291,010.81
(Over)/Under spending	6,550,965.12	89,776,841.03	96,327,806.15




*Handwritten initials/signature*

*Handwritten initials/signature*


Department : National Economic and Development Authority (NEDA)  
 Agency : Philippine Statistics Authority  
 Operating Unit : Consolidated Regional Statistical Services Office  
 Organization Code (UACS) : 24 008 0100000  
 Fund Cluster : 01 - Regular Agency Fund

Particulars (1)	PRIOR YEAR'S BUDGET						SUB-TOTAL 18=(6+17)	TRUST LIABILITIES				GRAND TOTAL					Remarks (28)
	CURRENT YEARS ACCOUNTS PAYABLE					TOTAL 17=(11+16)		PS (19)	MOOE (20)	CO (21)	TOTAL =(19+20+21)	PS (23)	MOOE (24)	FinEx (25)	CO (26)	TOTAL 27=(23+24+25+26)	
	PS (12)	MOOE (13)	FinEx (14)	CO (15)	Sub-Total =(12+13+14+15)												
CASH DISBURSEMENTS	-	-	-	-	-	-	169,553,491.87	-	-	-	-	57,739,387.89	110,539,353.98	-	1,274,750.00	169,553,491.87	
Notice of Cash Allocations	-	-	-	-	-	-	165,969,730.69	-	-	-	-	56,535,910.19	108,159,070.50	-	1,274,750.00	165,969,730.69	
MDS Checks Issued	-	-	-	-	-	-	44,147,609.99	-	-	-	-	12,731,151.91	30,369,708.08	-	1,046,750.00	44,147,609.99	
Advice to Debit Account	-	-	-	-	-	-	121,822,120.70	-	-	-	-	43,804,758.28	77,789,362.42	-	228,000.00	121,822,120.70	
Notice of Transfer Allocations (NTA)	-	-	-	-	-	-	3,583,761.18	-	-	-	-	1,203,477.70	2,380,283.48	-	-	3,583,761.18	
NS Checks Issued	-	-	-	-	-	-	2,710,329.35	-	-	-	-	766,692.55	1,943,636.80	-	-	2,710,329.35	
Advice to Debit Account	-	-	-	-	-	-	873,431.83	-	-	-	-	436,785.15	436,646.68	-	-	873,431.83	
Working Fund for FAPS	-	-	-	-	-	-	-	-	-	-	-	-	-	-	-	-	
Cash Disbursement Ceiling (CDC)	-	-	-	-	-	-	-	-	-	-	-	-	-	-	-	-	
TOTAL CASH DISBURSEMENTS	-	-	-	-	-	-	169,553,491.87	-	-	-	-	57,739,387.89	110,539,353.98	-	1,274,750.00	169,553,491.87	
NON-CASH DISBURSEMENTS	-	-	-	-	-	-	7,571,393.77	-	-	-	-	4,205,524.60	3,365,869.17	-	-	7,571,393.77	
Tax Remittance Advices Issued (TRA)	-	-	-	-	-	-	7,571,393.77	-	-	-	-	4,205,524.60	3,365,869.17	-	-	7,571,393.77	
Non-Cash Availment Authority (NCAA)	-	-	-	-	-	-	-	-	-	-	-	-	-	-	-	-	
Disbursements effected through outright deductions from claims	-	-	-	-	-	-	-	-	-	-	-	-	-	-	-	-	
Overpayment of expenses	-	-	-	-	-	-	-	-	-	-	-	-	-	-	-	-	
Restitution for loss of government property	-	-	-	-	-	-	-	-	-	-	-	-	-	-	-	-	
Liquidated damages and similar claims	-	-	-	-	-	-	-	-	-	-	-	-	-	-	-	-	
Others (TEF, BTR-Documentary Stamp Tax, etc.)	-	-	-	-	-	-	-	-	-	-	-	-	-	-	-	-	
TOTAL NON-CASH DISBURSEMENTS	-	-	-	-	-	-	7,571,393.77	-	-	-	-	4,205,524.60	3,365,869.17	-	-	7,571,393.77	
GRAND TOTAL	-	-	-	-	-	-	177,124,885.64	-	-	-	-	61,944,912.49	113,905,223.15	-	1,274,750.00	177,124,885.64	

Certified Correct:

  
 MARIA CELESTE D.L. BALANZA  
 Accounting Division  
 Officer-in-Charge

Approved by:

  
 CLAIRE DENNIS S. MAPA Ph.D.  
 Undersecretary  
 National Statistician and Civil Registrar General




**MONTHLY REPORT OF DISBURSEMENTS**  
For the month of July 2019

Department : National Economic and Development Authority (NEDA)  
 Agency : Philippine Statistics Authority  
 Operating Unit : All  
 Organization Code (UACS) : 24 008 0100000  
 Fund Cluster : 01 - Regular Agency Fund

Particulars (1)	CURRENT YEAR'S BUDGET					PRIOR YEAR'S BUDGET				
	PS (2)	MOOE (3)	FinEx (4)	CO (5)	TOTAL 6=(2+3+4+5)	PRIOR YEAR'S ACCOUNTS PAYABLE				Sub-Total 11=(7+8+9+10)
						PS (7)	MOOE (8)	FinEx (9)	CO (10)	
<b>CASH DISBURSEMENTS</b>	86,056,747.88	132,638,864.18	-	1,274,750.00	219,970,362.06	-	132,867.19	-	-	132,867.19
Notice of Cash Allocations	84,853,270.18	130,258,580.70	-	1,274,750.00	216,386,600.88	-	132,867.19	-	-	132,867.19
MDS Checks Issued	20,696,755.45	31,796,529.32	-	1,046,750.00	53,540,034.77	-	-	-	-	-
Advice to Debit Account	64,156,514.73	98,462,051.38	-	228,000.00	162,846,566.11	-	132,867.19	-	-	132,867.19
Notice of Transfer Allocations (NTA)	1,203,477.70	2,380,283.48	-	-	3,583,761.18	-	-	-	-	-
MDS Checks Issued	766,692.55	1,943,636.80	-	-	2,710,329.35	-	-	-	-	-
Advice to Debit Account	436,785.15	436,646.68	-	-	873,431.83	-	-	-	-	-
Working Fund for FAPS	-	-	-	-	-	-	-	-	-	-
Cash Disbursement Ceiling (CDC)	-	-	-	-	-	-	-	-	-	-
<b>TOTAL CASH DISBURSEMENTS</b>	86,056,747.88	132,638,864.18	-	1,274,750.00	219,970,362.06	-	132,867.19	-	-	132,867.19
<b>NON-CASH DISBURSEMENTS</b>	6,606,242.27	3,961,369.96	-	-	10,567,612.23	-	994,311.44	-	-	994,311.44
Tax Remittance Advices Issued (TRA)	6,606,242.27	3,961,369.96	-	-	10,567,612.23	-	994,311.44	-	-	994,311.44
Non-Cash Availment Authority (NCAA)	-	-	-	-	-	-	-	-	-	-
Disbursements effected through outright deductions from claims	-	-	-	-	-	-	-	-	-	-
Overpayment of expenses	-	-	-	-	-	-	-	-	-	-
Restitution for loss of government property	-	-	-	-	-	-	-	-	-	-
Liquidated damages and similar claims	-	-	-	-	-	-	-	-	-	-
Others (TEF,BTr-Documentary Stamp Tax, etc.)	-	-	-	-	-	-	-	-	-	-
<b>TOTAL NON-CASH DISBURSEMENTS</b>	6,606,242.27	3,961,369.96	-	-	10,567,612.23	-	994,311.44	-	-	994,311.44
<b>GRAND TOTAL</b>	92,662,990.15	136,600,234.14	-	1,274,750.00	230,537,974.29	-	1,127,178.63	-	-	1,127,178.63

**SUMMARY**

Particulars (1)	Previous Report (2)	Current Month (3)	As of Date (4)
Total Disbursement Authorities Received	2,839,123,590.34	1,274,483,535.46	4,113,607,125.80
NCA	2,277,887,065.00	1,137,353,000.00	3,415,240,065.00
NTA	477,453,704.36	125,568,611.79	603,022,316.15
Working Fund	-	-	-
TRA	83,782,820.98	11,561,923.67	95,344,744.65
CDC	-	-	-
NCAA	-	-	-
Less: Notice of Transfer Allocation (NTA) issued*	477,453,704.36	125,568,611.79	603,022,316.15
Total Disbursements Authorities Available	2,361,669,885.98	1,148,914,923.67	3,510,584,809.65
Less:	-	-	-
Lapsed NCA	435,972,433.47	-	435,972,433.47
Disbursements	1,919,148,293.40	231,665,152.92	2,150,813,446.32
Less: Other Non-Cash Disbursements	-	-	-
Disbursements effected through outright deductions from claims	-	-	-
Overpayment of expenses	-	-	-
Restitution for loss of government property	-	-	-
Liquidated damages and similar claims	-	-	-
Others (TEF,BTr-Documentary Stamp Tax, etc.)	-	-	-
Add/Less: Adjustments (e.g. cancelled/staled checks)	-	-	-
Balance of Disbursements Authorities to date	6,549,159.11	917,249,770.75	923,798,929.86
Total Disbursements Program	2,361,669,885.98	1,148,914,923.67	3,510,584,809.65
Less: Actual Disbursements	1,919,148,293.40	231,665,152.92	2,150,813,446.32
(Over)/Under spending	442,521,592.58	917,249,770.75	1,359,771,363.33




*Handwritten initials/signature*


Department : National Economic and Development Authority (NEDA)  
 Agency : Philippine Statistics Authority  
 Operating Unit : All  
 Organization Code (UACS) : 24 008 0100000  
 Fund Cluster : 01 - Regular Agency Fund

Particulars (1)	PRIOR YEAR'S BUDGET					TOTAL 17=(11+16)	SUB-TOTAL 18=(6+17)	TRUST LIABILITIES				GRAND TOTAL					Remarks (28)				
	CURRENT YEARS ACCOUNTS PAYABLE							PS (12)	MOOE (13)	CO (14)	TOTAL (15)	PS (19)	MOOE (20)	CO (21)	TOTAL (19+20+21)	PS (23)		MOOE (24)	FinEx (25)	CO (26)	TOTAL 27=(23+24+25+26)
	PS (12)	MOOE (13)	FinEx (14)	CO (15)	Sub-Total (12+13+14+15)																
CASH DISBURSEMENTS	-	-	-	-	-	132,867.19	220,103,229.25	-	-	-	-	-	86,056,747.88	132,771,731.37	-	1,274,750.00	220,103,229.25				
Notice of Cash Allocations	-	-	-	-	-	132,867.19	216,519,468.07	-	-	-	-	-	84,853,270.18	130,391,447.89	-	1,274,750.00	216,519,468.07				
MDS Checks Issued	-	-	-	-	-	-	53,540,034.77	-	-	-	-	-	20,896,755.45	31,796,529.32	-	1,046,750.00	53,540,034.77				
Advice to Debit Account	-	-	-	-	-	132,867.19	162,979,433.30	-	-	-	-	-	64,156,514.73	98,594,918.57	-	228,000.00	162,979,433.30				
Notice of Transfer Allocations (NTA)	-	-	-	-	-	-	3,583,761.18	-	-	-	-	-	1,203,477.70	2,380,283.48	-	-	3,583,761.18				
MDS Checks Issued	-	-	-	-	-	-	2,710,329.35	-	-	-	-	-	766,692.55	1,943,636.80	-	-	2,710,329.35				
Advice to Debit Account	-	-	-	-	-	-	873,431.83	-	-	-	-	-	436,785.15	436,646.68	-	-	873,431.83				
Voting Fund for FAPS	-	-	-	-	-	-	-	-	-	-	-	-	-	-	-	-	-				
Cash Disbursement Ceiling (CDC)	-	-	-	-	-	-	-	-	-	-	-	-	-	-	-	-	-				
TOTAL CASH DISBURSEMENTS	-	-	-	-	-	132,867.19	220,103,229.25	-	-	-	-	-	86,056,747.88	132,771,731.37	-	1,274,750.00	220,103,229.25				
NON-CASH DISBURSEMENTS	-	-	-	-	-	994,311.44	11,561,923.67	-	-	-	-	-	6,606,242.27	4,955,681.40	-	-	11,561,923.67				
Tax Remittance Advices Issued (TRA)	-	-	-	-	-	994,311.44	11,561,923.67	-	-	-	-	-	6,606,242.27	4,955,681.40	-	-	11,561,923.67				
Non-Cash Availment Authority (NCAA)	-	-	-	-	-	-	-	-	-	-	-	-	-	-	-	-	-				
Disbursements effected through outright deductions from claims	-	-	-	-	-	-	-	-	-	-	-	-	-	-	-	-	-				
Overpayment of expenses	-	-	-	-	-	-	-	-	-	-	-	-	-	-	-	-	-				
Restitution for loss of government property	-	-	-	-	-	-	-	-	-	-	-	-	-	-	-	-	-				
Liquidated damages and similar claims	-	-	-	-	-	-	-	-	-	-	-	-	-	-	-	-	-				
Others (TEF, BTr-Documentary Stamp Tax, etc.)	-	-	-	-	-	-	-	-	-	-	-	-	-	-	-	-	-				
TOTAL NON-CASH DISBURSEMENTS	-	-	-	-	-	994,311.44	11,561,923.67	-	-	-	-	-	6,606,242.27	4,955,681.40	-	-	11,561,923.67				
GRAND TOTAL	-	-	-	-	-	1,127,178.63	231,665,152.92	-	-	-	-	-	92,662,990.15	137,727,412.77	-	1,274,750.00	231,665,152.92				

Certified Correct:

  
 MARIA CELESTE D.L. BALANZA  
 Accounting Division  
 Officer-in-Charge

Approved by:

  
 CLAIRE DENNIS S. MAPA Ph.D.  
 Undersecretary  
 National Statistician and Civil Registrar General