



In following-up, pls. cite DMS ref #

2020-BA-0057713

REPUBLIC OF THE PHILIPPINES
DEPARTMENT OF BUDGET AND MANAGEMENT
 GENERAL SOLANO STREET, SAN MIGUEL, MANILA

ACKNOWLEDGEMENT RECEIPT

The **DEPARTMENT OF BUDGET AND MANAGEMENT** hereby acknowledges the receipt of your letter/request which has been uploaded to the DBM-Document Management System and routed to the appropriate office/s with the following information:

Sender: PSA - PERSONAL DELIVERY

Document Title: PSA-SUBMISSION OF FARS FOR THE MONTHS OF MARCH, APRIL AND MAY 2020

Document Reference No: 2020-BA-0057713

Date and Time Uploaded: Tuesday, July 7, 2020 2:02:13 PM

Uploaded By: RECEIVING EDUARD

Routed To: BMB-A Christine P. Santos

CC:

Total no of pages received: 1 copy and 23 pages

The determination of the completeness of the documentary requirements submitted, if any, is subject to the evaluation of the technical person in charge.

This receipt is system generated and does not require signature.

Received by:



DOCUMENT
 MANAGEMENT
 SYSTEM



REPUBLIC OF THE PHILIPPINES
PHILIPPINE STATISTICS AUTHORITY


Reference No. 20FAS03-139

03 July 2020

MS. LUZVI PANGAN-CHATTO
Assistant Commissioner
COA-Government Accountancy Office
Commonwealth Ave., Quezon City

Government Accountancy Office
Office of the Director
RECEIVED

By: _____
Date: _____
10 JUL 2020



Dear Madam,

We are transmitting the following Financial Accountability Reports (FAR) for the months March, April and May 2020 as listed below:

- a) Central Office Monthly Report of Disbursement (FAR no. 4) – Regular Fund
- b) Consolidated RSSO Monthly Report of Disbursement (FAR no. 4) – Regular Fund
- c) ALL (combined Central Office and RSSO) Monthly Report of Disbursement (FAR no. 4) – Regular Fund
- d) Central Office Quarterly Report of Revenue and Other Receipts (FAR no. 5) – Regular Fund
- e) Central Office Quarterly Report of Revenue and Other Receipts (FAR no. 5) – Trust Fund
- f) ALL (combined Central Office and RSSO) Office Quarterly Report of Revenue and Other Receipts (FAR no. 5) – Regular Fund

Please acknowledge receipt. Thank you.

Very truly yours,

MS. MARIA CELESTE D.L. BALANZA
Officer-in-Charge, Accounting Division

ACKNOWLEDGMENT RECEIPT

MS. MARIA CELESTE D.L. BALANZA
Officer-in-Charge, Accounting Division
PSA

This is to acknowledge receipt of the reports as mentioned above

Received by: _____

Date Received: _____



Management System
ISO 9001:2015
www.tuv.com
ID 8108640991



PSA Complex, East Avenue, Diliman, Quezon City, Philippines 1101
Telephone: (632) 8938-5267
www.psa.gov.ph


MONTHLY REPORT OF DISBURSEMENTS
For the month of March 2020

Department : National Economic and Development Authority (NEDA)
 Agency : Philippine Statistics Authority
 Operating Unit : All
 Organization Code (UACS) : 24 008 0100000
 Fund Cluster : 01 - Regular Agency Fund

Particulars (1)	CURRENT YEAR'S BUDGET					PRIOR YEAR'S BUDGET				
	PS (2)	MOOE (3)	FinEx (4)	CO (5)	TOTAL 6=(2+3+4+5)	PRIOR YEAR'S ACCOUNTS PAYABLE				
						PS (7)	MOOE (8)	FinEx (9)	CO (10)	Sub-Total 11=(7+8+9+10)
CASH DISBURSEMENTS	128,703,287.31	206,438,534.55	-	15,740,000.00	350,881,821.86	-	8,762,071.31	-	-	8,762,071.31
Notice of Cash Allocations	126,980,073.26	204,437,092.19	-	15,740,000.00	347,157,165.45	-	8,757,339.16	-	-	8,757,339.16
MDS Checks Issued	32,393,031.43	85,524,524.52	-	15,740,000.00	133,657,555.95	-	2,166,882.67	-	-	2,166,882.67
Advice to Debit Account	94,587,041.83	118,912,567.67	-	-	213,499,609.50	-	6,590,456.49	-	-	6,590,456.49
Notice of Transfer Allocations (NTA)	1,723,214.05	2,001,442.36	-	-	3,724,656.41	-	4,732.15	-	-	4,732.15
MDS Checks Issued	1,153,692.82	894,358.11	-	-	2,048,050.93	-	4,732.15	-	-	4,732.15
Advice to Debit Account	569,521.23	1,107,084.25	-	-	1,676,605.48	-	-	-	-	-
Working Fund for FAPS	-	-	-	-	-	-	-	-	-	-
Cash Disbursement Ceiling (CDC)	-	-	-	-	-	-	-	-	-	-
TOTAL CASH DISBURSEMENTS	128,703,287.31	206,438,534.55	-	15,740,000.00	350,881,821.86	-	8,762,071.31	-	-	8,762,071.31
NON-CASH DISBURSEMENTS	6,402,222.65	3,980,768.90	-	-	10,382,991.55	-	122,653.73	-	-	122,653.73
Tax Remittance Advices Issued (TRA)	6,402,222.65	3,980,768.90	-	-	10,382,991.55	-	122,653.73	-	-	122,653.73
Non-Cash Availment Authority (NCAA)	-	-	-	-	-	-	-	-	-	-
Disbursements effected through outright deductions from claims	-	-	-	-	-	-	-	-	-	-
Overpayment of expenses	-	-	-	-	-	-	-	-	-	-
Restitution for loss of government property	-	-	-	-	-	-	-	-	-	-
Liquidated damages and similar claims	-	-	-	-	-	-	-	-	-	-
Others (TEF,BTr-Documentary Stamp Tax, etc.)	-	-	-	-	-	-	-	-	-	-
TOTAL NON-CASH DISBURSEMENTS	6,402,222.65	3,980,768.90	-	-	10,382,991.55	-	122,653.73	-	-	122,653.73
GRAND TOTAL	135,105,509.96	210,419,303.45	-	15,740,000.00	361,264,813.41	-	8,884,725.04	-	-	8,884,725.04

SUMMARY

Particulars (1)	Previous Report (2)	Current Month (3)	As of Date (4)
Total Disbursement Authorities Received	699,443,960.43	302,175,860.99	1,001,619,821.42
NCA	555,015,518.00	183,504,683.00	718,520,199.00
NTA	95,271,537.13	128,154,217.95	223,425,755.08
Working Fund	-	-	-
TRA	49,156,907.30	10,516,960.04	59,673,867.34
CDC	-	-	-
NCAA	-	-	-
Less: Notice of Transfer Allocation (NTA) issued*	95,271,537.13	128,154,217.95	223,425,755.08
Total Disbursements Authorities Available	604,172,423.30	174,021,643.04	778,194,066.34
Less:			
Lapsed NCA	-	5,645,327.60	5,645,327.60
Disbursements	396,244,242.59	370,426,093.04	766,670,335.63
Less: Other Non-Cash Disbursements			
Disbursements effected through outright deductions from claims	-	-	-
Overpayment of expenses	-	-	-
Restitution for loss of government property	-	-	-
Liquidated damages and similar claims	-	-	-
Others (TEF,BTr-Documentary Stamp Tax, etc.)	-	-	-
Add/Less: Adjustments (e.g. cancelled/staled checks)	66,765.94	77,826.75	144,592.69
Balance of Disbursements Authorities to date	207,994,946.65	(201,971,950.85)	6,022,995.80
Total Disbursements Program	604,239,189.24	174,099,469.79	778,338,659.03
Less: Actual Disbursements	396,244,242.59	370,426,093.04	766,670,335.63
(Over)/Under spending	207,994,946.65	(196,326,623.25)	11,668,323.40




JS *ALPS*


Department : National Economic and Development Aut
 Agency : Philippine Statistics Authority
 Operating Unit : All
 Organization Code (UACS) : 24 005 0100000
 Fund Cluster : 01 - Regular Agency Fund

Particulars (1)	PRIOR YEAR'S BUDGET						SUB-TOTAL 18=(6+17)	TRUST LIABILITIES				GRAND TOTAL					Remarks (28)
	CURRENT YEARS ACCOUNTS PAYABLE					TOTAL 17=(11+16)		PS (19)	MOOE (20)	CO (21)	TOTAL =(19+20+21)	PS (23)	MOOE (24)	FinEx (25)	CO (26)	TOTAL 27=(23+24+25+26)	
	PS (12)	MOOE (13)	FinEx (14)	CO (15)	Sub-Total 6=(12+13+14+15)												
CASH DISBURSEMENTS	-	265,239.83	-	-	265,239.83	9,027,311.14	359,909,133.00	-	-	-	-	128,703,287.31	215,465,845.69	-	15,740,000.00	359,909,133.00	
Notice of Cash Allocations	-	15,914.54	-	-	15,914.54	8,773,253.70	355,930,419.15	-	-	-	-	128,960,073.26	213,210,345.89	-	15,740,000.00	355,930,419.15	
MDS Checks Issued	-	9,755.14	-	-	9,755.14	2,176,837.81	135,834,193.76	-	-	-	-	32,393,031.43	87,701,182.33	-	15,740,000.00	135,834,193.76	
Advice to Debit Account	-	6,159.40	-	-	6,159.40	6,596,815.89	220,098,225.39	-	-	-	-	94,587,041.83	125,509,183.56	-	-	220,098,225.39	
Notice of Transfer Allocations (NTA)	-	249,325.29	-	-	249,325.29	254,057.44	3,978,713.85	-	-	-	-	1,723,214.05	2,255,499.80	-	-	3,978,713.85	
MDS Checks Issued	-	82,111.33	-	-	82,111.33	86,843.48	2,134,894.41	-	-	-	-	1,153,992.82	981,201.59	-	-	2,134,894.41	
Advice to Debit Account	-	167,213.96	-	-	167,213.96	167,213.96	1,843,819.44	-	-	-	-	569,521.23	1,274,298.21	-	-	1,843,819.44	
Working Fund for FAPS	-	-	-	-	-	-	-	-	-	-	-	-	-	-	-	-	
Cash Disbursement Ceiling (CDC)	-	-	-	-	-	-	-	-	-	-	-	-	-	-	-	-	
TOTAL CASH DISBURSEMENTS	-	265,239.83	-	-	265,239.83	9,027,311.14	359,909,133.00	-	-	-	-	128,703,287.31	215,465,845.69	-	15,740,000.00	359,909,133.00	
NON-CASH DISBURSEMENTS	-	11,314.78	-	-	11,314.78	133,968.49	10,516,990.04	-	-	-	-	6,402,222.85	4,114,737.39	-	-	10,516,990.04	
Tax Remittance Advices Issued (TRA)	-	11,314.78	-	-	11,314.78	133,968.49	10,516,990.04	-	-	-	-	6,402,222.85	4,114,737.39	-	-	10,516,990.04	
Non-Cash Availment Authority (NCAA)	-	-	-	-	-	-	-	-	-	-	-	-	-	-	-	-	
Disbursements effected through outright deductions from claims	-	-	-	-	-	-	-	-	-	-	-	-	-	-	-	-	
Overpayment of expenses	-	-	-	-	-	-	-	-	-	-	-	-	-	-	-	-	
Restitution for loss of government property	-	-	-	-	-	-	-	-	-	-	-	-	-	-	-	-	
Liquidated damages and similar claims	-	-	-	-	-	-	-	-	-	-	-	-	-	-	-	-	
Others (TEF,BTR-Documentary Stamp Tax, etc.)	-	-	-	-	-	-	-	-	-	-	-	-	-	-	-	-	
TOTAL NON-CASH DISBURSEMENTS	-	11,314.78	-	-	11,314.78	133,968.49	10,516,990.04	-	-	-	-	6,402,222.85	4,114,737.39	-	-	10,516,990.04	
GRAND TOTAL	-	276,554.59	-	-	276,554.59	9,161,279.63	370,426,093.04	-	-	-	-	135,105,509.96	219,580,583.06	-	15,740,000.00	370,426,093.04	


Certified Correct:


 MARIA CELESTE D.L. BALANZA
 Accounting Division
 Officer-in-Charge

Recommending Approval:


 SOCRATES L. RAMORES
 Director II
 OIC, Finance and Administrative Services

Approved by:


 CLAIRE DENNIS S. MAPA, Ph.D.
 Undersecretary
 National Statistician and Civil Registrar General


MONTHLY REPORT OF DISBURSEMENTS
For the month of March 2020

Department : National Economic and Development Authority (NEDA)
 Agency : Philippine Statistics Authority
 Operating Unit : Consolidated Regional Statistical Services Office
 Organization Code (UACS) : 24 008 0100000
 Fund Cluster : 01 - Regular Agency Fund

Particulars (1)	CURRENT YEAR'S BUDGET					PRIOR YEAR'S BUDGET				
	PS (2)	MOOE (3)	FinEx (4)	CO (5)	TOTAL 6=(2+3+4+5)	PRIOR YEAR'S ACCOUNTS PAYABLE				Sub-Total 11=(7+8+9+10)
						PS (7)	MOOE (8)	FinEx (9)	CO (10)	
CASH DISBURSEMENTS	99,567,462.94	181,399,141.16	-	15,740,000.00	296,706,604.10	-	2,171,614.82	-	-	2,171,614.82
Notice of Cash Allocations	97,844,248.89	179,397,698.80	-	15,740,000.00	292,981,947.69	-	2,166,882.67	-	-	2,166,882.67
MDS Checks Issued	24,034,004.80	76,561,812.22	-	15,740,000.00	116,335,817.02	-	2,166,882.67	-	-	2,166,882.67
Advice to Debit Account	73,810,244.09	102,835,886.58	-	-	178,646,130.67	-	-	-	-	-
Notice of Transfer Allocations (NTA)	1,723,214.05	2,001,442.36	-	-	3,724,656.41	-	4,732.15	-	-	4,732.15
MDS Checks Issued	1,153,692.82	894,358.11	-	-	2,048,050.93	-	4,732.15	-	-	4,732.15
Advice to Debit Account	569,521.23	1,107,084.25	-	-	1,676,605.48	-	-	-	-	-
Working Fund for FAPS	-	-	-	-	-	-	-	-	-	-
Cash Disbursement Ceiling (CDC)	-	-	-	-	-	-	-	-	-	-
TOTAL CASH DISBURSEMENTS	99,567,462.94	181,399,141.16	-	15,740,000.00	296,706,604.10	-	2,171,614.82	-	-	2,171,614.82
NON-CASH DISBURSEMENTS	3,872,587.30	2,431,318.29	-	-	6,303,905.59	-	122,653.73	-	-	122,653.73
Tax Remittance Advices Issued (TRA)	3,872,587.30	2,431,318.29	-	-	6,303,905.59	-	122,653.73	-	-	122,653.73
Non-Cash Availment Authority (NCAA)	-	-	-	-	-	-	-	-	-	-
Disbursements effected through outright deductions from claims	-	-	-	-	-	-	-	-	-	-
Overpayment of expenses	-	-	-	-	-	-	-	-	-	-
Restitution for loss of government property	-	-	-	-	-	-	-	-	-	-
Liquidated damages and similar claims	-	-	-	-	-	-	-	-	-	-
Others (TEF,BTr-Documentary Stamp Tax, etc.)	-	-	-	-	-	-	-	-	-	-
TOTAL NON-CASH DISBURSEMENTS	3,872,587.30	2,431,318.29	-	-	6,303,905.59	-	122,653.73	-	-	122,653.73
GRAND TOTAL	103,440,050.24	183,830,459.45	-	15,740,000.00	303,010,509.69	-	2,294,268.55	-	-	2,294,268.55

SUMMARY

Particulars (1)	Previous Report (2)	Current Month (3)	As of Date (4)
Total Disbursement Authorities Received	353,360,922.67	221,101,092.03	574,462,014.70
NCA	237,505,655.00	86,509,000.00	324,014,655.00
NTA	95,271,537.13	128,154,217.95	223,425,755.08
Working Fund	-	-	-
TRA	20,583,730.54	6,437,874.08	27,021,604.62
CDC	-	-	-
NCAA	-	-	-
Less: Notice of Transfer Allocation (NTA) issued*	7,453,475.04	9,300,377.96	16,753,853.00
Total Disbursements Authorities Available	345,907,447.63	211,800,714.07	557,708,161.70
Less:	-	-	-
Lapsed NCA	-	0.65	0.65
Disbursements	246,248,425.11	305,581,332.83	551,828,757.94
Less: Other Non-Cash Disbursements	-	-	-
Disbursements effected through outright deductions from claims	-	-	-
Overpayment of expenses	-	-	-
Restitution for loss of government property	-	-	-
Liquidated damages and similar claims	-	-	-
Others (TEF,BTr-Documentary Stamp Tax, etc.)	-	-	-
Add/Less: Adjustments (e.g. cancelled/staled checks)	66,765.94	77,826.75	144,592.69
Balance of Disbursements Authorities to date	99,725,788.46	(93,702,792.66)	6,022,995.80
Total Disbursements Program	345,974,213.57	211,878,540.82	557,852,754.39
Less: Actual Disbursements	246,248,425.11	305,581,332.83	551,828,757.94
(Over)/Under spending	99,725,788.46	(93,702,792.01)	6,022,996.45



Handwritten initials/signature

Department : National Economic and Development Authority (NEDA)
 Agency : Philippine Statistics Authority
 Operating Unit : Consolidated Regional Statistical Services Office
 Organization Code (UACS) : 24 008 0100000
 Fund Cluster : 01 - Regular Agency Fund

Particulars (1)	PRIOR YEAR'S BUDGET						SUB-TOTAL 18=(6+17)	TRUST LIABILITIES				GRAND TOTAL					Remarks (28)
	CURRENT YEARS ACCOUNTS PAYABLE					TOTAL 17=(11+16)		PS (19)	MOOE (20)	CO (21)	TOTAL =(19+20+21)	PS (23)	MOOE (24)	FinEx (25)	CO (26)	TOTAL 27=(23+24+25+26)	
	PS (12)	MOOE (13)	FinEx (14)	CO (15)	Sub-Total 6=(12+13+14+15)												
CASH DISBURSEMENTS	-	265,239.83	-	-	265,239.83	2,436,854.65	299,143,458.75	-	-	-	-	99,567,462.94	183,835,995.81	-	15,740,000.00	299,143,458.75	
Notice of Cash Allocations	-	15,914.54	-	-	15,914.54	2,182,797.21	295,164,744.90	-	-	-	-	97,844,248.89	181,580,496.01	-	15,740,000.00	295,164,744.90	
MDS Checks Issued	-	9,755.14	-	-	9,755.14	2,176,637.81	118,512,454.83	-	-	-	-	24,034,004.80	78,738,450.03	-	15,740,000.00	118,512,454.83	
Advice to Debit Account	-	6,159.40	-	-	6,159.40	6,159.40	176,652,290.07	-	-	-	-	73,810,244.09	102,842,045.98	-	-	176,652,290.07	
Notice of Transfer Allocations (NTA)	-	249,325.29	-	-	249,325.29	254,057.44	3,978,713.85	-	-	-	-	1,723,214.05	2,255,499.80	-	-	3,978,713.85	
MDS Checks Issued	-	82,111.33	-	-	82,111.33	86,843.48	2,134,894.41	-	-	-	-	1,153,692.82	981,201.59	-	-	2,134,894.41	
Advice to Debit Account	-	167,213.96	-	-	167,213.96	167,213.96	1,843,819.44	-	-	-	-	569,521.23	1,274,298.21	-	-	1,843,819.44	
Working Fund for FAPS	-	-	-	-	-	-	-	-	-	-	-	-	-	-	-	-	
Cash Disbursement Ceiling (CDC)	-	-	-	-	-	-	-	-	-	-	-	-	-	-	-	-	
TOTAL CASH DISBURSEMENTS	-	265,239.83	-	-	265,239.83	2,436,854.65	299,143,458.75	-	-	-	-	99,567,462.94	183,835,995.81	-	15,740,000.00	299,143,458.75	
NON-CASH DISBURSEMENTS	-	11,314.76	-	-	11,314.76	133,968.49	6,437,874.08	-	-	-	-	3,872,587.30	2,565,286.78	-	-	6,437,874.08	
Tax Remittance Advices Issued (TRA)	-	11,314.76	-	-	11,314.76	133,968.49	6,437,874.08	-	-	-	-	3,872,587.30	2,565,286.78	-	-	6,437,874.08	
Non-Cash Availment Authority (NCAA)	-	-	-	-	-	-	-	-	-	-	-	-	-	-	-	-	
Disbursements effected through outright deductions from claims	-	-	-	-	-	-	-	-	-	-	-	-	-	-	-	-	
Overpayment of expenses	-	-	-	-	-	-	-	-	-	-	-	-	-	-	-	-	
Restitution for loss of government property	-	-	-	-	-	-	-	-	-	-	-	-	-	-	-	-	
Liquidated damages and similar claims	-	-	-	-	-	-	-	-	-	-	-	-	-	-	-	-	
Others (TEF, BTr-Documentary Stamp Tax, etc.)	-	-	-	-	-	-	-	-	-	-	-	-	-	-	-	-	
TOTAL NON-CASH DISBURSEMENTS	-	11,314.76	-	-	11,314.76	133,968.49	6,437,874.08	-	-	-	-	3,872,587.30	2,565,286.78	-	-	6,437,874.08	
GRAND TOTAL	-	276,554.59	-	-	276,554.59	2,570,823.14	305,581,332.83	-	-	-	-	103,440,050.24	186,401,282.59	-	15,740,000.00	305,581,332.83	


Certified Correct:


 MARIA CELESTE D.L. BALANZA
 Accounting Division
 Officer-in-Charge

Recommending Approval:


 SOCRATES L. RAMORES
 Director II
 OIC, Finance and Administrative Services

Approved by:


 CLAIRE DENNIS S. MAPA, Ph.D.
 Undersecretary
 National Statistician and Civil Registrar General


MONTHLY REPORT OF DISBURSEMENTS
For the month of March 2020

Department : National Economic and Development Authority (NEDA)
 Agency : Philippine Statistics Authority
 Operating Unit : Central Office
 Organization Code (UACS) : 24 008 0100000
 Fund Cluster : 01 - Regular Agency Fund

Particulars (1)	CURRENT YEAR'S BUDGET					PRIOR YEAR'S BUDGET				
	PS	MOOE	FinEx	CO	TOTAL	PRIOR YEAR'S ACCOUNTS PAYABLE				
	(2)	(3)	(4)	(5)	6=(2+3+4+5)	PS	MOOE	FinEx	CO	Sub-Total
						(7)	(8)	(9)	(10)	11=(7+8+9+10)
CASH DISBURSEMENTS	29,135,824.37	25,039,393.39	-	-	54,175,217.76	-	6,590,456.49	-	-	6,590,456.49
Notice of Cash Allocations	29,135,824.37	25,039,393.39	-	-	54,175,217.76	-	6,590,456.49	-	-	6,590,456.49
MDS Checks Issued	8,359,026.63	8,013,548.25			16,372,574.88					-
Advice to Debit Account	20,776,797.74	17,025,845.14			37,802,642.88		6,590,456.49			6,590,456.49
Notice of Transfer Allocations (NTA)			-	-	-	-	-	-	-	-
MDS Checks Issued										-
Advice to Debit Account										-
Working Fund for FAPS										-
Cash Disbursement Ceiling (CDC)										-
TOTAL CASH DISBURSEMENTS	29,135,824.37	25,039,393.39	-	-	54,175,217.76	-	6,590,456.49	-	-	6,590,456.49
NON-CASH DISBURSEMENTS	2,529,635.35	1,549,450.61	-	-	4,079,085.96	-	-	-	-	-
Tax Remittance Advices Issued (TRA)	2,529,635.35	1,549,450.61			4,079,085.96					-
Non-Cash Availment Authority (NCAA)										-
Disbursements effected through outright deductions from claims	-	-	-	-	-	-	-	-	-	-
Overpayment of expenses										-
Restitution for loss of government property										-
Liquidated damages and similar claims										-
Others (TEF,BTr-Documentary Stamp Tax, etc.)										-
TOTAL NON-CASH DISBURSEMENTS	2,529,635.35	1,549,450.61	-	-	4,079,085.96	-	-	-	-	-
GRAND TOTAL	31,665,459.72	26,588,844.00	-	-	58,254,303.72	-	6,590,456.49	-	-	6,590,456.49

SUMMARY

Particulars (1)	Previous Report (2)	Current Month (3)	As of Date (4)
Total Disbursement Authorities Received	346,083,037.76	81,074,768.96	427,157,806.72
NCA	317,509,861.00	76,995,683.00	394,505,544.00
NTA	-	-	-
Working Fund	-	-	-
TRA	28,573,176.76	4,079,085.96	32,652,262.72
CDC	-	-	-
NCAA	-	-	-
Less: Notice of Transfer Allocation (NTA) issued*	87,818,062.09	118,853,839.99	206,671,902.08
Total Disbursements Authorities Available	258,264,975.67	(37,779,071.03)	220,485,904.64
Less:	-	-	-
Lapsed NCA	-	5,645,326.95	5,645,326.95
Disbursements	149,995,817.48	64,844,760.21	214,840,577.69
Less: Other Non-Cash Disbursements	-	-	-
Disbursements effected through outright deductions from claims	-	-	-
Others (TEF,BTr-Documentary Stamp Tax, etc.)	-	-	-
Add/Less: Adjustments (e.g. cancelled/staled checks)	-	-	-
Balance of Disbursements Authorities to date	108,269,158.19	(108,269,158.19)	-
Total Disbursements Program	258,264,975.67	(37,779,071.03)	220,485,904.64
Less: Actual Disbursements	149,995,817.48	64,844,760.21	214,840,577.69
(Over)/Under spending	108,269,158.19	(102,623,831.24)	5,645,326.95




Handwritten initials/signature


Department : National Economic and Development Authority (NEDA)
 Agency : Philippine Statistics Authority
 Operating Unit : Central Office
 Organization Code (UACS) : 24 008 0100000
 Fund Cluster : 01 - Regular Agency Fund

Particulars (1)	PRIOR YEAR'S BUDGET						SUB-TOTAL 18=(6+17)	TRUST LIABILITIES				GRAND TOTAL					Remarks (28)
	CURRENT YEARS ACCOUNTS PAYABLE					TOTAL 17=(11+16)		PS (19)	MOOE (20)	CO (21)	TOTAL (19+20+21)	PS (23)	MOOE (24)	FinEx (25)	CO (26)	TOTAL 27=(23+24+25+26)	
	PS (12)	MOOE (13)	FinEx (14)	CO (15)	Sub-Total =(12+13+14+15)												
CASH DISBURSEMENTS	-	-	-	-	-	6,590,456.49	60,765,674.25	-	-	-	-	29,135,824.37	31,629,849.88	-	-	60,765,674.25	
Notice of Cash Allocations	-	-	-	-	-	6,590,456.49	60,765,674.25	-	-	-	-	29,135,824.37	31,629,849.88	-	-	60,765,674.25	
MDS Checks Issued	-	-	-	-	-	-	16,372,574.88	-	-	-	-	8,359,026.63	8,013,548.25	-	-	16,372,574.88	
Advice to Debit Account	-	-	-	-	-	6,590,456.49	44,393,099.37	-	-	-	-	20,776,797.74	23,616,301.63	-	-	44,393,099.37	
Notice of Transfer Allocations (NTA)	-	-	-	-	-	-	-	-	-	-	-	-	-	-	-	-	
MDS Checks Issued	-	-	-	-	-	-	-	-	-	-	-	-	-	-	-	-	
Advice to Debit Account	-	-	-	-	-	-	-	-	-	-	-	-	-	-	-	-	
Working Fund for FAPS	-	-	-	-	-	-	-	-	-	-	-	-	-	-	-	-	
Cash Disbursement Ceiling (CDC)	-	-	-	-	-	-	-	-	-	-	-	-	-	-	-	-	
TOTAL CASH DISBURSEMENTS	-	-	-	-	-	6,590,456.49	60,765,674.25	-	-	-	-	29,135,824.37	31,629,849.88	-	-	60,765,674.25	
NON-CASH DISBURSEMENTS	-	-	-	-	-	-	4,079,085.96	-	-	-	-	2,529,635.35	1,549,450.61	-	-	4,079,085.96	
Tax Remittance Advices Issued (TRA)	-	-	-	-	-	-	4,079,085.96	-	-	-	-	2,529,635.35	1,549,450.61	-	-	4,079,085.96	
Non-Cash Availment Authority (NCAA)	-	-	-	-	-	-	-	-	-	-	-	-	-	-	-	-	
Disbursements effected through outright deductions from claims	-	-	-	-	-	-	-	-	-	-	-	-	-	-	-	-	
Overpayment of expenses	-	-	-	-	-	-	-	-	-	-	-	-	-	-	-	-	
Restitution for loss of government property	-	-	-	-	-	-	-	-	-	-	-	-	-	-	-	-	
Liquidated damages and similar claims	-	-	-	-	-	-	-	-	-	-	-	-	-	-	-	-	
Others (TEF, BTr-Documentary Stamp Tax, etc.)	-	-	-	-	-	-	-	-	-	-	-	-	-	-	-	-	
TOTAL NON-CASH DISBURSEMENTS	-	-	-	-	-	-	4,079,085.96	-	-	-	-	2,529,635.35	1,549,450.61	-	-	4,079,085.96	
GRAND TOTAL	-	-	-	-	-	6,590,456.49	64,844,760.21	-	-	-	-	31,665,459.72	33,179,300.49	-	-	64,844,760.21	


Certified Correct:


 MARIA CELESTE D.L. BALANZA
 Accounting Division
 Officer-in-Charge

Recommending Approval:


 SOCRATES L. RAMORES
 Director II
 OIC, Finance and Administrative Services

Approved by:


 CLAIRE DENNIS S. MAPA, Ph.D.
 Undersecretary
 National Statistician and Civil Registrar General

MONTHLY REPORT OF DISBURSEMENTS
For the month of April 2020

Department : National Economic and Development Authority (NEDA)
 Agency : Philippine Statistics Authority
 Operating Unit : Central Office
 Organization Code (UACS) : 24 008 0100000
 Fund Cluster : 01 - Regular Agency Fund

Particulars (1)	CURRENT YEAR'S BUDGET					PRIOR YEAR'S BUDGET				
	PS (2)	MOOE (3)	FinEx (4)	CO (5)	TOTAL 6=(2+3+4+5)	PRIOR YEAR'S ACCOUNTS PAYABLE				
						PS (7)	MOOE (8)	FinEx (9)	CO (10)	Sub-Total 11=(7+8+9+10)
CASH DISBURSEMENTS	21,671,491.86	60,193,557.83	-	-	81,865,049.69	-	73,100,765.23	-	-	73,100,765.23
Notice of Cash Allocations	21,671,491.86	60,193,557.83	-	-	81,865,049.69	-	73,100,765.23	-	-	73,100,765.23
MDS Checks Issued	552,801.70	18,607,421.73	-	-	19,160,223.43	-	-	-	-	-
Advice to Debit Account	21,118,690.16	41,586,136.10	-	-	62,704,826.26	-	73,100,765.23	-	-	73,100,765.23
Notice of Transfer Allocations (NTA)	-	-	-	-	-	-	-	-	-	-
MDS Checks Issued	-	-	-	-	-	-	-	-	-	-
Advice to Debit Account	-	-	-	-	-	-	-	-	-	-
Working Fund for FAPS	-	-	-	-	-	-	-	-	-	-
Cash Disbursement Ceiling (CDC)	-	-	-	-	-	-	-	-	-	-
TOTAL CASH DISBURSEMENTS	21,671,491.86	60,193,557.83	-	-	81,865,049.69	-	73,100,765.23	-	-	73,100,765.23
NON-CASH DISBURSEMENTS	-	-	-	-	-	-	-	-	-	-
Tax Remittance Advices Issued (TRA)	-	-	-	-	-	-	-	-	-	-
Non-Cash Availment Authority (NCAA)	-	-	-	-	-	-	-	-	-	-
Disbursements effected through outright deductions from claims	-	-	-	-	-	-	-	-	-	-
Overpayment of expenses	-	-	-	-	-	-	-	-	-	-
Restitution for loss of government property	-	-	-	-	-	-	-	-	-	-
Liquidated damages and similar claims	-	-	-	-	-	-	-	-	-	-
Others (TEF,BTr-Documentary Stamp Tax, etc.)	-	-	-	-	-	-	-	-	-	-
TOTAL NON-CASH DISBURSEMENTS	-	-	-	-	-	-	-	-	-	-
GRAND TOTAL	21,671,491.86	60,193,557.83	-	-	81,865,049.69	-	73,100,765.23	-	-	73,100,765.23

SUMMARY

Particulars (1)	Previous Report (2)	Current Month (3)	As of Date (4)
Total Disbursement Authorities Received	427,157,806.72	2,827,088,000.00	3,254,245,806.72
NCA	394,505,544.00	2,827,088,000.00	3,221,593,544.00
NTA	-	-	-
Working Fund	-	-	-
TRA	32,652,262.72	-	32,652,262.72
CDC	-	-	-
NCAA	-	-	-
Less: Notice of Transfer Allocation (NTA) issued*	206,671,902.08	8,388,528.00	215,060,430.08
Total Disbursements Authorities Available	220,485,904.64	2,818,699,472.00	3,039,185,376.64
Less:	-	-	-
Lapsed NCA	5,645,326.95	-	5,645,326.95
Disbursements	214,840,577.69	154,965,814.92	369,806,392.61
Less: Other Non-Cash Disbursements	-	-	-
Disbursements effected through outright deductions from claims	-	-	-
Others (TEF,BTr-Documentary Stamp Tax, etc.)	-	-	-
Add/Less: Adjustments (e.g. cancelled/staled checks)	-	-	-
Balance of Disbursements Authorities to date	-	2,663,733,657.08	2,663,733,657.08
Total Disbursements Program	220,485,904.64	2,818,699,472.00	3,039,185,376.64
Less: Actual Disbursements	214,840,577.69	154,965,814.92	369,806,392.61
(Over)/Under spending	5,645,326.95	2,663,733,657.08	2,669,378,984.03



Handwritten initials/signature

Department : National Economic and Development Authority (NEDA)
 Agency : Philippine Statistics Authority
 Operating Unit : Central Office
 Organization Code (UACS) : 24 008 0100000
 Fund Cluster : 01 - Regular Agency Fund

Particulars (1)	PRIOR YEAR'S BUDGET						SUB-TOTAL 18=(6+17)	TRUST LIABILITIES				GRAND TOTAL					Remarks (28)
	CURRENT YEARS ACCOUNTS PAYABLE					TOTAL 17=(11+16)		PS (19)	MOOE (20)	CO (21)	TOTAL =(19+20+21)	PS (23)	MOOE (24)	FinEx (25)	CO (26)	TOTAL 27=(23+24+25+26)	
	PS (12)	MOOE (13)	FinEx (14)	CO (15)	Sub-Total =(12+13+14+15)												
CASH DISBURSEMENTS	-	-	-	-	-	73,100,765.23	154,965,814.92	-	-	-	-	21,671,491.86	133,294,323.06	-	-	154,965,814.92	
Notice of Cash Allocations	-	-	-	-	-	73,100,765.23	154,965,814.92	-	-	-	-	21,671,491.86	133,294,323.06	-	-	154,965,814.92	
MDS Checks Issued	-	-	-	-	-	-	19,160,223.43	-	-	-	-	552,801.70	18,607,421.73	-	-	19,160,223.43	
Advice to Debit Account	-	-	-	-	-	73,100,765.23	135,805,591.49	-	-	-	-	21,118,690.16	114,686,901.33	-	-	135,805,591.49	
Notice of Transfer Allocations (NTA)	-	-	-	-	-	-	-	-	-	-	-	-	-	-	-	-	
MDS Checks Issued	-	-	-	-	-	-	-	-	-	-	-	-	-	-	-	-	
Advice to Debit Account	-	-	-	-	-	-	-	-	-	-	-	-	-	-	-	-	
Working Fund for FAPS	-	-	-	-	-	-	-	-	-	-	-	-	-	-	-	-	
Cash Disbursement Ceiling (CDC)	-	-	-	-	-	-	-	-	-	-	-	-	-	-	-	-	
TOTAL CASH DISBURSEMENTS	-	-	-	-	-	73,100,765.23	154,965,814.92	-	-	-	-	21,671,491.86	133,294,323.06	-	-	154,965,814.92	
NON-CASH DISBURSEMENTS	-	-	-	-	-	-	-	-	-	-	-	-	-	-	-	-	
Tax Remittance Advices Issued (TRA)	-	-	-	-	-	-	-	-	-	-	-	-	-	-	-	-	
Non-Cash Availment Authority (NCAA)	-	-	-	-	-	-	-	-	-	-	-	-	-	-	-	-	
Disbursements effected through outright deductions from claims	-	-	-	-	-	-	-	-	-	-	-	-	-	-	-	-	
Overpayment of expenses	-	-	-	-	-	-	-	-	-	-	-	-	-	-	-	-	
Restitution for loss of government property	-	-	-	-	-	-	-	-	-	-	-	-	-	-	-	-	
Liquidated damages and similar claims	-	-	-	-	-	-	-	-	-	-	-	-	-	-	-	-	
Others (TEF, BTR-Documentary Stamp Tax, etc.)	-	-	-	-	-	-	-	-	-	-	-	-	-	-	-	-	
TOTAL NON-CASH DISBURSEMENTS	-	-	-	-	-	-	-	-	-	-	-	-	-	-	-	-	
GRAND TOTAL	-	-	-	-	-	73,100,765.23	154,965,814.92	-	-	-	-	21,671,491.86	133,294,323.06	-	-	154,965,814.92	


Certified Correct:


 MARIA CELESTE D.L. BALANZA
 Accounting Division
 Officer-in-Charge

Recommending Approval:


 SOCRATES L. RAMORES
 Director II
 OIC, Finance and Administrative Services

Approved by:


 CLAIRE DENNIS S. MAPA, Ph.D.
 Undersecretary
 National Statistician and Civil Registrar General

MONTHLY REPORT OF DISBURSEMENTS
For the month of April 2020

Department : National Economic and Development Authority (NEDA)
 Agency : Philippine Statistics Authority
 Operating Unit : Consolidated Regional Statistical Services Office
 Organization Code (UACS) : 24 008 0100000
 Fund Cluster : 01 - Regular Agency Fund

Particulars (1)	CURRENT YEAR'S BUDGET					PRIOR YEAR'S BUDGET				
	PS (2)	MOOE (3)	FinEx (4)	CO (5)	TOTAL 6=(2+3+4+5)	PRIOR YEAR'S ACCOUNTS PAYABLE				Sub-Total 11=(7+8+9+10)
						PS (7)	MOOE (8)	FinEx (9)	CO (10)	
CASH DISBURSEMENTS	63,841,546.04	55,285,622.01	-	-	119,127,168.05	-	-	-	-	-
Notice of Cash Allocations	62,163,684.59	54,346,077.79	-	-	116,509,762.38	-	-	-	-	-
MDS Checks Issued	9,304,403.25	12,293,650.82	-	-	21,598,054.07	-	-	-	-	-
Advice to Debit Account	52,859,281.34	42,052,426.97	-	-	94,911,708.31	-	-	-	-	-
Notice of Transfer Allocations (NTA)	1,677,861.45	939,544.22	-	-	2,617,405.67	-	-	-	-	-
MDS Checks Issued	1,124,900.41	457,352.34	-	-	1,582,252.75	-	-	-	-	-
Advice to Debit Account	552,961.04	482,191.88	-	-	1,035,152.92	-	-	-	-	-
Working Fund for FAPS	-	-	-	-	-	-	-	-	-	-
Cash Disbursement Ceiling (CDC)	-	-	-	-	-	-	-	-	-	-
TOTAL CASH DISBURSEMENTS	63,841,546.04	55,285,622.01	-	-	119,127,168.05	-	-	-	-	-
NON-CASH DISBURSEMENTS	4,226,770.18	5,537,683.64	-	-	9,764,453.82	-	-	-	-	-
Tax Remittance Advices Issued (TRA)	4,226,770.18	5,537,683.64	-	-	9,764,453.82	-	-	-	-	-
Non-Cash Availment Authority (NCAA)	-	-	-	-	-	-	-	-	-	-
Disbursements effected through outright deductions from claims	-	-	-	-	-	-	-	-	-	-
Overpayment of expenses	-	-	-	-	-	-	-	-	-	-
Restitution for loss of government property	-	-	-	-	-	-	-	-	-	-
Liquidated damages and similar claims	-	-	-	-	-	-	-	-	-	-
Others (TEF, BTr-Documentary Stamp Tax, etc.)	-	-	-	-	-	-	-	-	-	-
TOTAL NON-CASH DISBURSEMENTS	4,226,770.18	5,537,683.64	-	-	9,764,453.82	-	-	-	-	-
GRAND TOTAL	68,068,316.22	60,823,305.65	-	-	128,891,621.87	-	-	-	-	-

SUMMARY

Particulars (1)	Previous Report (2)	Current Month (3)	As of Date (4)
Total Disbursement Authorities Received	574,462,014.70	447,972,702.73	1,022,434,717.43
NCA	324,014,655.00	425,066,000.00	749,080,655.00
NTA	223,425,755.08	13,134,187.10	236,559,942.18
Working Fund	-	-	-
TRA	27,021,604.62	9,772,515.63	36,794,120.25
CDC	-	-	-
NCAA	-	-	-
Less: Notice of Transfer Allocation (NTA) issued*	16,753,853.00	4,745,659.10	21,499,512.10
Total Disbursements Authorities Available	557,708,161.70	443,227,043.63	1,000,935,205.33
Less:	-	-	-
Lapsed NCA	0.65	-	0.65
Disbursements	551,829,757.94	129,032,020.90	680,861,778.84
Less: Other Non-Cash Disbursements	-	-	-
Disbursements effected through outright deductions from claims	-	-	-
Overpayment of expenses	-	-	-
Restitution for loss of government property	-	-	-
Liquidated damages and similar claims	-	-	-
Others (TEF, BTr-Documentary Stamp Tax, etc.)	-	-	-
Add/Less: Adjustments (e.g. cancelled/staled checks)	144,592.69	-	144,592.69
Balance of Disbursements Authorities to date	6,022,995.80	314,195,022.73	320,218,018.53
Total Disbursements Program	557,852,754.39	443,227,043.63	1,001,079,798.02
Less: Actual Disbursements	551,829,757.94	129,032,020.90	680,861,778.84
(Over)/Under spending	6,022,996.45	314,195,022.73	320,218,019.18



Handwritten initials/signature


Department : National Economic and Development Authority (NEDA)
 Agency : Philippine Statistics Authority
 Operating Unit : Consolidated Regional Statistical Services Office
 Organization Code (UACS) : 24 008 0100000
 Fund Cluster : 01 - Regular Agency Fund

Particulars (1)	PRIOR YEAR'S BUDGET					SUB-TOTAL 18=(6+17)	TRUST LIABILITIES				GRAND TOTAL					Remarks (28)	
	CURRENT YEARS ACCOUNTS PAYABLE						TOTAL 17=(11+16)	PS (19)	MOOE (20)	CO (21)	TOTAL =(19+20+21)	PS (23)	MOOE (24)	FinEx (25)	CO (26)		TOTAL 27=(23+24+25+26)
	PS (12)	MOOE (13)	FinEx (14)	CO (15)	Sub-Total =(12+13+14+15)												
CASH DISBURSEMENTS	-	132,337.22	-	-	132,337.22	132,337.22	119,259,505.27	-	-	-	-	63,841,546.04	55,417,959.23	-	-	119,259,505.27	
Notice of Cash Allocations	-	132,337.22	-	-	132,337.22	132,337.22	116,642,099.60	-	-	-	-	62,163,684.59	54,478,415.01	-	-	116,642,099.60	
MDS Checks Issued	-	132,337.22	-	-	132,337.22	132,337.22	21,730,391.29	-	-	-	-	9,304,403.25	12,425,988.04	-	-	21,730,391.29	
Advice to Debit Account	-	-	-	-	-	-	94,911,708.31	-	-	-	-	52,859,281.34	42,052,426.97	-	-	94,911,708.31	
Notice of Transfer Allocations (NTA)	-	-	-	-	-	-	2,617,405.67	-	-	-	-	1,677,861.45	939,544.22	-	-	2,617,405.67	
MDS Checks Issued	-	-	-	-	-	-	1,582,252.75	-	-	-	-	1,124,900.41	457,352.34	-	-	1,582,252.75	
Advice to Debit Account	-	-	-	-	-	-	1,035,152.92	-	-	-	-	552,961.04	482,191.88	-	-	1,035,152.92	
Working Fund for FAPS	-	-	-	-	-	-	-	-	-	-	-	-	-	-	-	-	
Cash Disbursement Ceiling (CDC)	-	-	-	-	-	-	-	-	-	-	-	-	-	-	-	-	
TOTAL CASH DISBURSEMENTS	-	132,337.22	-	-	132,337.22	132,337.22	119,259,505.27	-	-	-	-	63,841,546.04	55,417,959.23	-	-	119,259,505.27	
NON-CASH DISBURSEMENTS	-	8,061.81	-	-	8,061.81	8,061.81	9,772,515.63	-	-	-	-	4,226,770.18	5,545,745.45	-	-	9,772,515.63	
Tax Remittance Advices Issued (TRA)	-	8,061.81	-	-	8,061.81	8,061.81	9,772,515.63	-	-	-	-	4,226,770.18	5,545,745.45	-	-	9,772,515.63	
Non-Cash Availment Authority (NCAA)	-	-	-	-	-	-	-	-	-	-	-	-	-	-	-	-	
Disbursements effected through outright deductions from claims	-	-	-	-	-	-	-	-	-	-	-	-	-	-	-	-	
Overpayment of expenses	-	-	-	-	-	-	-	-	-	-	-	-	-	-	-	-	
Restitution for loss of government property	-	-	-	-	-	-	-	-	-	-	-	-	-	-	-	-	
Liquidated damages and similar claims	-	-	-	-	-	-	-	-	-	-	-	-	-	-	-	-	
Others (TEF,BTr-Documentary Stamp Tax, etc.)	-	-	-	-	-	-	-	-	-	-	-	-	-	-	-	-	
TOTAL NON-CASH DISBURSEMENTS	-	8,061.81	-	-	8,061.81	8,061.81	9,772,515.63	-	-	-	-	4,226,770.18	5,545,745.45	-	-	9,772,515.63	
GRAND TOTAL	-	140,399.03	-	-	140,399.03	140,399.03	129,032,020.90	-	-	-	-	68,068,316.22	60,963,704.68	-	-	129,032,020.90	


Certified Correct:


 MARIA CELESTE D.L. BALANZA
 Accounting Division
 Officer-in-Charge

Recommending Approval:


 SOCRATES L. RAMORES
 Director II
 OIC, Finance and Administrative Services

Approved by:


 CLAIRE DENNIS S. MAPA, Ph.D.
 Undersecretary
 National Statistician and Civil Registrar General


MONTHLY REPORT OF DISBURSEMENTS
For the month of April 2020

Department : National Economic and Development Authority (NEDA)
 Agency : Philippine Statistics Authority
 Operating Unit : All
 Organization Code (UACS) : 24 008 0100000
 Fund Cluster : 01 - Regular Agency Fund

Particulars	CURRENT YEAR'S BUDGET					PRIOR YEAR'S BUDGET				
	PS	MOOE	FinEx	CO	TOTAL	PRIOR YEAR'S ACCOUNTS PAYABLE				
	(2)	(3)	(4)	(5)	6=(2+3+4+5)	PS	MOOE	FinEx	CO	Sub-Total
(1)	(2)	(3)	(4)	(5)	6=(2+3+4+5)	(7)	(8)	(9)	(10)	11=(7+8+9+10)
CASH DISBURSEMENTS	85,513,037.90	115,479,179.84	-	-	200,992,217.74	-	73,100,765.23	-	-	73,100,765.23
Notice of Cash Allocations	83,835,176.45	114,539,635.62	-	-	198,374,812.07	-	73,100,765.23	-	-	73,100,765.23
MDS Checks Issued	9,857,204.95	30,901,072.55	-	-	40,758,277.50	-	-	-	-	-
Advice to Debit Account	73,977,971.50	83,638,563.07	-	-	157,616,534.57	-	73,100,765.23	-	-	73,100,765.23
Notice of Transfer Allocations (NTA)	1,677,881.45	939,544.22	-	-	2,617,405.67	-	-	-	-	-
MDS Checks Issued	1,124,900.41	457,352.34	-	-	1,582,252.75	-	-	-	-	-
Advice to Debit Account	552,961.04	482,191.88	-	-	1,035,152.92	-	-	-	-	-
Working Fund for FAPS	-	-	-	-	-	-	-	-	-	-
Cash Disbursement Ceiling (CDC)	-	-	-	-	-	-	-	-	-	-
TOTAL CASH DISBURSEMENTS	85,513,037.90	115,479,179.84	-	-	200,992,217.74	-	73,100,765.23	-	-	73,100,765.23
NON-CASH DISBURSEMENTS	4,226,770.18	5,537,683.64	-	-	9,764,453.82	-	-	-	-	-
Tax Remittance Advices Issued (TRA)	4,226,770.18	5,537,683.64	-	-	9,764,453.82	-	-	-	-	-
Non-Cash Availment Authority (NCAA)	-	-	-	-	-	-	-	-	-	-
Disbursements effected through outright deductions from claims	-	-	-	-	-	-	-	-	-	-
Overpayment of expenses	-	-	-	-	-	-	-	-	-	-
Restitution for loss of government property	-	-	-	-	-	-	-	-	-	-
Liquidated damages and similar claims	-	-	-	-	-	-	-	-	-	-
Others (TEF,BTr-Documentary Stamp Tax, etc.)	-	-	-	-	-	-	-	-	-	-
TOTAL NON-CASH DISBURSEMENTS	4,226,770.18	5,537,683.64	-	-	9,764,453.82	-	-	-	-	-
GRAND TOTAL	89,739,808.08	121,016,863.48	-	-	210,756,671.56	-	73,100,765.23	-	-	73,100,765.23

SUMMARY

Particulars	Previous Report	Current Month	As of Date
(1)	(2)	(3)	(4)
Total Disbursement Authorities Received	1,001,619,821.42	3,275,060,702.73	4,276,680,524.15
NCA	718,520,199.00	3,252,154,000.00	3,970,674,199.00
NTA	223,425,755.08	13,134,187.10	236,559,942.18
Working Fund	-	-	-
TRA	59,673,867.34	9,772,515.63	69,446,382.97
CDC	-	-	-
NCAA	-	-	-
Less: Notice of Transfer Allocation (NTA) issued*	223,425,755.08	13,134,187.10	236,559,942.18
Total Disbursements Authorities Available	778,194,066.34	3,261,926,515.63	4,040,120,581.97
Less:			
Lapsed NCA	5,645,327.60	-	5,645,327.60
Disbursements	766,670,335.63	283,997,835.82	1,050,668,171.45
Less: Other Non-Cash Disbursements	-	-	-
Disbursements effected through outright deductions from claims	-	-	-
Overpayment of expenses	-	-	-
Restitution for loss of government property	-	-	-
Liquidated damages and similar claims	-	-	-
Others (TEF,BTr-Documentary Stamp Tax, etc.)	-	-	-
Add/Less: Adjustments (e.g. cancelled/staled checks)	144,592.69	-	144,592.69
Balance of Disbursements Authorities to date	6,022,995.80	2,977,928,679.81	2,983,951,675.61
Total Disbursements Program	778,338,659.03	3,261,926,515.63	4,040,265,174.66
Less: Actual Disbursements	766,670,335.63	283,997,835.82	1,050,668,171.45
(Over)/Under spending	11,668,323.40	2,977,928,679.81	2,989,597,003.21



Handwritten signature/initials

Department : National Economic and Development Aut
 Agency : Philippine Statistics Authority
 Operating Unit : All
 Organization Code (UACS) : 24 008 0100000
 Fund Cluster : 01 - Regular Agency Fund

Particulars (1)	PRIOR YEAR'S BUDGET						SUB-TOTAL 18=(6+17)	TRUST LIABILITIES				GRAND TOTAL					Remarks (28)
	CURRENT YEARS ACCOUNTS PAYABLE					TOTAL 17=(11+16)		PS (19)	MOOE (20)	CO (21)	TOTAL =(19+20+21)	PS (23)	MOOE (24)	FinEx (25)	CO (26)	TOTAL 27=(23+24+25+26)	
	PS (12)	MOOE (13)	FinEx (14)	CO (15)	Sub-Total 6=(12+13+14+15)												
CASH DISBURSEMENTS	-	132,337.22	-	-	132,337.22	73,233,102.45	274,225,320.19	-	-	-	-	85,513,037.90	188,712,282.29	-	-	274,225,320.19	
Notice of Cash Allocations	-	132,337.22	-	-	132,337.22	73,233,102.45	271,607,914.52	-	-	-	-	83,835,176.45	187,772,738.07	-	-	271,607,914.52	
MDS Checks Issued	-	132,337.22	-	-	132,337.22	73,233,102.45	40,890,614.72	-	-	-	-	9,857,204.95	31,033,409.77	-	-	40,890,614.72	
Advice to Debit Account	-	-	-	-	-	73,100,765.23	230,717,299.80	-	-	-	-	73,977,971.50	156,739,328.30	-	-	230,717,299.80	
Notice of Transfer Allocations (NTA)	-	-	-	-	-	-	2,617,405.67	-	-	-	-	1,677,861.45	939,544.22	-	-	2,617,405.67	
MDS Checks Issued	-	-	-	-	-	-	1,582,252.75	-	-	-	-	1,124,900.41	457,352.34	-	-	1,582,252.75	
Advice to Debit Account	-	-	-	-	-	-	1,035,152.92	-	-	-	-	552,961.04	482,191.88	-	-	1,035,152.92	
Working Fund for FAPS	-	-	-	-	-	-	-	-	-	-	-	-	-	-	-	-	
Cash Disbursement Ceiling (CDC)	-	-	-	-	-	-	-	-	-	-	-	-	-	-	-	-	
TOTAL CASH DISBURSEMENTS	-	132,337.22	-	-	132,337.22	73,233,102.45	274,225,320.19	-	-	-	-	85,513,037.90	188,712,282.29	-	-	274,225,320.19	
NON-CASH DISBURSEMENTS	-	8,061.81	-	-	8,061.81	8,061.81	9,772,515.63	-	-	-	-	4,226,770.18	5,545,745.45	-	-	9,772,515.63	
Tax Remittance Advices Issued (TRA)	-	8,061.81	-	-	8,061.81	8,061.81	9,772,515.63	-	-	-	-	4,226,770.18	5,545,745.45	-	-	9,772,515.63	
Non-Cash Availment Authority (NCAA)	-	-	-	-	-	-	-	-	-	-	-	-	-	-	-	-	
Disbursements effected through outright deductions from claims	-	-	-	-	-	-	-	-	-	-	-	-	-	-	-	-	
Overpayment of expenses	-	-	-	-	-	-	-	-	-	-	-	-	-	-	-	-	
Restitution for loss of government property	-	-	-	-	-	-	-	-	-	-	-	-	-	-	-	-	
Liquidated damages and similar claims	-	-	-	-	-	-	-	-	-	-	-	-	-	-	-	-	
Others (TEF, BTr-Documentary Stamp Tax, etc.)	-	-	-	-	-	-	-	-	-	-	-	-	-	-	-	-	
TOTAL NON-CASH DISBURSEMENTS	-	8,061.81	-	-	8,061.81	8,061.81	9,772,515.63	-	-	-	-	4,226,770.18	5,545,745.45	-	-	9,772,515.63	
GRAND TOTAL	-	140,399.03	-	-	140,399.03	73,241,164.26	283,997,835.82	-	-	-	-	89,739,808.08	194,258,027.74	-	-	283,997,835.82	


Certified Correct:


 MARIA CELESTE D.L. BALANZA
 Accounting Division
 Officer-in-Charge

Recommending Approval:


 SOCRATES L. RAMORES
 Director II
 OIC, Finance and Administrative Services

Approved by:


 CLAIRE DENNIS S. MAPA, Ph.D.
 Undersecretary
 National Statistician and Civil Registrar General


MONTHLY REPORT OF DISBURSEMENTS
For the month of May 2020

Department : National Economic and Development Authority (NEDA)
 Agency : Philippine Statistics Authority
 Operating Unit : All
 Organization Code (UACS) : 24 008 0100000
 Fund Cluster : 01 - Regular Agency Fund

Particulars	CURRENT YEAR'S BUDGET					PRIOR YEAR'S BUDGET				
	PS	MOOE	FinEx	CO	TOTAL	PRIOR YEAR'S ACCOUNTS PAYABLE				
	(2)	(3)	(4)	(5)	6=(2+3+4+5)	PS (7)	MOOE (8)	FinEx (9)	CO (10)	Sub-Total 11=(7+8+9+10)
CASH DISBURSEMENTS	130,365,221.17	59,529,183.89	-	-	189,894,405.06	-	8,024,559.16	-	-	8,024,559.16
Notice of Cash Allocations	121,612,733.10	55,553,923.75	-	-	177,166,656.85	-	8,024,559.16	-	-	8,024,559.16
MDS Checks Issued	10,456,354.75	9,531,715.17	-	-	19,988,069.92	-	4,719,853.45	-	-	4,719,853.45
Advice to Debit Account	111,156,378.35	46,022,208.58	-	-	157,178,586.93	-	3,304,705.71	-	-	3,304,705.71
Notice of Transfer Allocations (NTA)	8,752,488.07	3,975,260.14	-	-	12,727,748.21	-	-	-	-	-
MDS Checks Issued	1,905,507.12	2,095,345.24	-	-	4,000,852.36	-	-	-	-	-
Advice to Debit Account	6,846,980.95	1,879,914.90	-	-	8,726,895.85	-	-	-	-	-
Working Fund for FAPS	-	-	-	-	-	-	-	-	-	-
Cash Disbursement Ceiling (CDC)	-	-	-	-	-	-	-	-	-	-
TOTAL CASH DISBURSEMENTS	130,365,221.17	59,529,183.89	-	-	189,894,405.06	-	8,024,559.16	-	-	8,024,559.16
NON-CASH DISBURSEMENTS	4,078,432.62	1,947,249.69	-	-	6,025,682.31	-	256,770.47	-	-	256,770.47
Tax Remittance Advices Issued (TRA)	4,078,432.62	1,947,249.69	-	-	6,025,682.31	-	256,770.47	-	-	256,770.47
Non-Cash Availment Authority (NCAA)	-	-	-	-	-	-	-	-	-	-
Disbursements effected through outright deductions from claims	-	-	-	-	-	-	-	-	-	-
Overpayment of expenses	-	-	-	-	-	-	-	-	-	-
Restitution for loss of government property	-	-	-	-	-	-	-	-	-	-
Liquidated damages and similar claims	-	-	-	-	-	-	-	-	-	-
Others (TEF,BTr-Documentary Stamp Tax, etc.)	-	-	-	-	-	-	-	-	-	-
TOTAL NON-CASH DISBURSEMENTS	4,078,432.62	1,947,249.69	-	-	6,025,682.31	-	256,770.47	-	-	256,770.47
GRAND TOTAL	134,443,653.79	61,476,433.58	-	-	195,920,087.37	-	8,281,329.63	-	-	8,281,329.63

SUMMARY

Particulars (1)	Previous Report (2)	Current Month (3)	As of Date (4)
Total Disbursement Authorities Received	4,276,680,524.15	54,627,527.59	4,331,308,051.74
NCA	3,970,674,199.00	-	3,970,674,199.00
NTA	236,559,942.18	48,342,112.41	284,902,054.59
Working Fund	-	-	-
TRA	69,446,382.97	6,285,415.18	75,731,798.15
CDC	-	-	-
NCAA	-	-	-
Less: Notice of Transfer Allocation (NTA) issued*	236,559,942.18	48,342,112.41	284,902,054.59
Total Disbursements Authorities Available	4,040,120,581.97	6,285,415.18	4,046,405,997.15
Less:			
Lapsed NCA	5,645,327.60	-	5,645,327.60
Disbursements	1,050,668,171.45	204,277,226.00	1,254,945,397.45
Less: Other Non-Cash Disbursements	-	-	-
Disbursements effected through outright deductions from claims	-	-	-
Overpayment of expenses	-	-	-
Restitution for loss of government property	-	-	-
Liquidated damages and similar claims	-	-	-
Others (TEF,BTr-Documentary Stamp Tax, etc.)	-	-	-
Add/Less: Adjustments (e.g. cancelled/staled checks)	144,592.69	1,584.00	146,176.69
Balance of Disbursements Authorities to date	2,983,951,675.61	(197,990,226.82)	2,785,961,448.79
Total Disbursements Program	4,040,265,174.66	6,286,999.18	4,046,552,173.84
Less: Actual Disbursements	1,050,668,171.45	204,277,226.00	1,254,945,397.45
(Over)/Under spending	2,989,597,003.21	(197,990,226.82)	2,791,606,776.39



Handwritten initials/signature

Department : National Economic and Development Aut
 Agency : Philippine Statistics Authority
 Operating Unit : All
 Organization Code (UACS) : 24 008 0100000
 Fund Cluster : 01 - Regular Agency Fund

Particulars (1)	PRIOR YEAR'S BUDGET					SUB-TOTAL 18=(6+17)	TRUST LIABILITIES				GRAND TOTAL					Remarks (28)	
	CURRENT YEARS ACCOUNTS PAYABLE						TOTAL 17=(11+16)	PS (19)	MOOE (20)	CO (21)	TOTAL =(19+20+21)	PS (23)	MOOE (24)	FinEx (25)	CO (26)		TOTAL 27=(23+24+25+26)
	PS (12)	MOOE (13)	FinEx (14)	CO (15)	Sub-Total 5=(12+13+14+15)												
CASH DISBURSEMENTS	-	72,846 60	-	-	72,846 60	8,097,405 76	197,991,810 82	-	-	-	-	130,365,221 17	67,626,589 65	-	-	197,991,810 82	
Notice of Cash Allocations	-	72,846 60	-	-	72,846 60	8,097,405 76	185,264,062 61	-	-	-	-	121,612,733 10	63,651,329 51	-	-	185,264,062 61	
MDS Checks Issued	-	72,846 60	-	-	72,846 60	4,792,700 05	24,780,769 97	-	-	-	-	10,456,354 75	14,324,415 22	-	-	24,780,769 97	
Advice to Debit Account	-	-	-	-	-	3,304,705 71	160,483,292 64	-	-	-	-	111,156,378 35	49,326,914 29	-	-	160,483,292 64	
Notice of Transfer Allocations (NTA)	-	-	-	-	-	-	12,727,748 21	-	-	-	-	8,752,488 07	3,975,260 14	-	-	12,727,748 21	
MDS Checks Issued	-	-	-	-	-	-	4,000,852 36	-	-	-	-	1,905,507 12	2,095,345 24	-	-	4,000,852 36	
Advice to Debit Account	-	-	-	-	-	-	8,726,895 85	-	-	-	-	6,846,980 95	1,879,914 90	-	-	8,726,895 85	
Working Fund for FAPS	-	-	-	-	-	-	-	-	-	-	-	-	-	-	-	-	
Cash Disbursement Ceiling (CDC)	-	-	-	-	-	-	-	-	-	-	-	-	-	-	-	-	
TOTAL CASH DISBURSEMENTS	-	72,846 60	-	-	72,846 60	8,097,405 76	197,991,810 82	-	-	-	-	130,365,221 17	67,626,589 65	-	-	197,991,810 82	
NON-CASH DISBURSEMENTS	-	2,962 40	-	-	2,962 40	259,732 87	6,285,415 18	-	-	-	-	4,078,432 62	2,206,982 56	-	-	6,285,415 18	
Tax Remittance Advices Issued (TRA)	-	2,962 40	-	-	2,962 40	259,732 87	6,285,415 18	-	-	-	-	4,078,432 62	2,206,982 56	-	-	6,285,415 18	
Non-Cash Availment Authority (NCAA)	-	-	-	-	-	-	-	-	-	-	-	-	-	-	-	-	
Disbursements effected through outright deductions from claims	-	-	-	-	-	-	-	-	-	-	-	-	-	-	-	-	
Overpayment of expenses	-	-	-	-	-	-	-	-	-	-	-	-	-	-	-	-	
Restitution for loss of government property	-	-	-	-	-	-	-	-	-	-	-	-	-	-	-	-	
Liquidated damages and similar claims	-	-	-	-	-	-	-	-	-	-	-	-	-	-	-	-	
Others (TEF,BTr-Documentary Stamp Tax, etc.)	-	-	-	-	-	-	-	-	-	-	-	-	-	-	-	-	
TOTAL NON-CASH DISBURSEMENTS	-	2,962 40	-	-	2,962 40	259,732 87	6,285,415 18	-	-	-	-	4,078,432 62	2,206,982 56	-	-	6,285,415 18	
GRAND TOTAL	-	75,809 00	-	-	75,809 00	8,357,138 63	204,277,226 00	-	-	-	-	134,443,653 79	69,833,572 21	-	-	204,277,226 00	


Certified Correct


 MARIA CELESTE D.L. BALANZA
 Accounting Division
 Officer-in-Charge

Recommending Approval


 SOCRATES L. RAMORES
 Director II
 OIC, Finance and Administrative Services

Approved by


 CLAIRE DENNIS S. MAPA, Ph.D.
 Undersecretary
 National Statistician and Civil Registrar General


MONTHLY REPORT OF DISBURSEMENTS
For the month of May 2020

Department : National Economic and Development Authority (NEDA)
 Agency : Philippine Statistics Authority
 Operating Unit : Central Office
 Organization Code (UACS) : 24 008 0100000
 Fund Cluster : 01 - Regular Agency Fund

Particulars (1)	CURRENT YEAR'S BUDGET					PRIOR YEAR'S BUDGET				
	PS	MOOE	FinEx	CO	TOTAL	PRIOR YEAR'S ACCOUNTS PAYABLE				
	(2)	(3)	(4)	(5)	6=(2+3+4+5)	PS	MOOE	FinEx	CO	Sub-Total
						(7)	(8)	(9)	(10)	11=(7+8+9+10)
CASH DISBURSEMENTS	43,658,822.30	26,153,421.04	-	-	69,812,243.34	-	3,304,705.71	-	-	3,304,705.71
Notice of Cash Allocations	43,658,822.30	26,153,421.04	-	-	69,812,243.34	-	3,304,705.71	-	-	3,304,705.71
MDS Checks Issued		3,662,006.20			3,662,006.20					
Advice to Debit Account	43,658,822.30	22,491,414.84			66,150,237.14		3,304,705.71			3,304,705.71
Notice of Transfer Allocations (NTA)			-	-	-	-		-	-	-
MDS Checks Issued										
Advice to Debit Account										
Working Fund for FAPS										
Cash Disbursement Ceiling (CDC)										
TOTAL CASH DISBURSEMENTS	43,658,822.30	26,153,421.04	-	-	69,812,243.34	-	3,304,705.71	-	-	3,304,705.71
NON-CASH DISBURSEMENTS	-	-	-	-	-	-	-	-	-	-
Tax Remittance Advices Issued (TRA)										
Non-Cash Availment Authority (NCAA)										
Disbursements effected through outright deductions from claims										
Overpayment of expenses										
Restitution for loss of government property										
Liquidated damages and similar claims										
Others (TEF,BTr-Documentary Stamp Tax, etc.)										
TOTAL NON-CASH DISBURSEMENTS	-	-	-	-	-	-	-	-	-	-
GRAND TOTAL	43,658,822.30	26,153,421.04	-	-	69,812,243.34	-	3,304,705.71	-	-	3,304,705.71

SUMMARY

Particulars (1)	Previous Report (2)	Current Month (3)	As of Date (4)
Total Disbursement Authorities Received	3,254,245,806.72	-	3,254,245,806.72
NCA	3,221,593,544.00		3,221,593,544.00
NTA	-		-
Working Fund	-		-
TRA	32,652,262.72		32,652,262.72
CDC	-		-
NCAA	-		-
Less: Notice of Transfer Allocation (NTA) issued*	215,060,430.08	43,869,336.41	258,929,766.49
Total Disbursements Authorities Available	3,039,185,376.64	(43,869,336.41)	2,995,316,040.23
Less:			
Lapsed NCA Disbursements	5,645,326.95		5,645,326.95
Less: Other Non-Cash Disbursements		73,116,949.05	442,923,341.66
Disbursements effected through outright deductions from claims			
Others (TEF,BTr-Documentary Stamp Tax, etc.)			
Add/Less: Adjustments (e.g. cancelled/staled checks)			
Balance of Disbursements Authorities to date	2,663,733,657.08	(116,986,285.46)	2,546,747,371.62
Total Disbursements Program	3,039,185,376.64	(43,869,336.41)	2,995,316,040.23
Less: Actual Disbursements	369,806,392.61	73,116,949.05	442,923,341.66
(Over)/Under spending	2,669,378,984.03	(116,986,285.46)	2,552,392,698.57



Handwritten initials/signature

Department : National Economic and Development Authority (NEDA)
 Agency : Philippine Statistics Authority
 Operating Unit : Central Office
 Organization Code (UACS) : 24 008 0100000
 Fund Cluster : 01 - Regular Agency Fund

Particulars (1)	PRIOR YEAR'S BUDGET						SUB-TOTAL 18=(6+17)	TRUST LIABILITIES				GRAND TOTAL					Remarks (28)
	CURRENT YEARS ACCOUNTS PAYABLE					TOTAL 17=(11+16)		PS (19)	MOOE (20)	CO (21)	TOTAL =(19+20+21)	PS (23)	MOOE (24)	FinEx (25)	CO (26)	TOTAL 27=(23+24+25+26)	
	PS (12)	MOOE (13)	FinEx (14)	CO (15)	Sub-Total =(12+13+14+15)												
CASH DISBURSEMENTS	-	-	-	-	-	3,304,705.71	73,116,949.05	-	-	-	-	43,658,822.30	29,458,126.75	-	-	73,116,949.05	
Notice of Cash Allocations	-	-	-	-	-	3,304,705.71	73,116,949.05	-	-	-	-	43,658,822.30	29,458,126.75	-	-	73,116,949.05	
MDS Checks Issued	-	-	-	-	-	-	3,662,006.20	-	-	-	-	-	3,662,006.20	-	-	3,662,006.20	
Advice to Debit Account	-	-	-	-	-	3,304,705.71	69,454,942.85	-	-	-	-	43,658,822.30	25,796,120.55	-	-	69,454,942.85	
Notice of Transfer Allocations (NTA)	-	-	-	-	-	-	-	-	-	-	-	-	-	-	-	-	
MDS Checks Issued	-	-	-	-	-	-	-	-	-	-	-	-	-	-	-	-	
Advice to Debit Account	-	-	-	-	-	-	-	-	-	-	-	-	-	-	-	-	
Working Fund for FAPS	-	-	-	-	-	-	-	-	-	-	-	-	-	-	-	-	
Cash Disbursement Ceiling (CDC)	-	-	-	-	-	-	-	-	-	-	-	-	-	-	-	-	
TOTAL CASH DISBURSEMENTS	-	-	-	-	-	3,304,705.71	73,116,949.05	-	-	-	-	43,658,822.30	29,458,126.75	-	-	73,116,949.05	
NON-CASH DISBURSEMENTS	-	-	-	-	-	-	-	-	-	-	-	-	-	-	-	-	
Tax Remittance Advices Issued (TRA)	-	-	-	-	-	-	-	-	-	-	-	-	-	-	-	-	
Non-Cash Availment Authority (NCAA)	-	-	-	-	-	-	-	-	-	-	-	-	-	-	-	-	
Disbursements effected through outright deductions from claims	-	-	-	-	-	-	-	-	-	-	-	-	-	-	-	-	
Overpayment of expenses	-	-	-	-	-	-	-	-	-	-	-	-	-	-	-	-	
Restitution for loss of government property	-	-	-	-	-	-	-	-	-	-	-	-	-	-	-	-	
Liquidated damages and similar claims	-	-	-	-	-	-	-	-	-	-	-	-	-	-	-	-	
Others (TEF,BTr-Documentary Stamp Tax, etc.)	-	-	-	-	-	-	-	-	-	-	-	-	-	-	-	-	
TOTAL NON-CASH DISBURSEMENTS	-	-	-	-	-	-	-	-	-	-	-	-	-	-	-	-	
GRAND TOTAL	-	-	-	-	-	3,304,705.71	73,116,949.05	-	-	-	-	43,658,822.30	29,458,126.75	-	-	73,116,949.05	


Certified Correct:


 MARIA CELESTE D.L. BALANZA
 Accounting Division
 Officer-in-Charge

Recommending Approval:


 SOCRATES L. RAMORES
 Director II
 OIC, Finance and Administrative Services

Approved by:


 CLAIRE DENNIS S. MAPA, Ph.D.
 Undersecretary
 National Statistician and Civil Registrar General


MONTHLY REPORT OF DISBURSEMENTS
For the month of May 2020

Department : National Economic and Development Authority (NEDA)
 Agency : Philippine Statistics Authority
 Operating Unit : Consolidated Regional Statistical Services Office
 Organization Code (UACS) : 24 008 0100000
 Fund Cluster : 01 - Regular Agency Fund

Particulars (1)	CURRENT YEAR'S BUDGET					PRIOR YEAR'S BUDGET				
	PS (2)	MOOE (3)	FinEx (4)	CO (5)	TOTAL 6=(2+3+4+5)	PRIOR YEAR'S ACCOUNTS PAYABLE				Sub-Total 11=(7+8+9+10)
						PS (7)	MOOE (8)	FinEx (9)	CO (10)	
CASH DISBURSEMENTS	86,706,398.87	33,375,762.85	-	-	120,082,161.72	-	4,719,853.45	-	-	4,719,853.45
Notice of Cash Allocations	77,953,910.80	29,400,502.71	-	-	107,354,413.51	-	4,719,853.45	-	-	4,719,853.45
MDS Checks Issued	10,456,354.75	5,869,708.97	-	-	16,326,063.72	-	4,719,853.45	-	-	4,719,853.45
Advice to Debit Account	67,497,556.05	23,530,793.74	-	-	91,028,349.79	-	-	-	-	-
Notice of Transfer Allocations (NTA)	8,752,488.07	3,975,260.14	-	-	12,727,748.21	-	-	-	-	-
MDS Checks Issued	1,905,507.12	2,095,345.24	-	-	4,000,852.36	-	-	-	-	-
Advice to Debit Account	6,846,980.95	1,879,914.90	-	-	8,726,895.85	-	-	-	-	-
Working Fund for FAPS	-	-	-	-	-	-	-	-	-	-
Cash Disbursement Ceiling (CDC)	-	-	-	-	-	-	-	-	-	-
TOTAL CASH DISBURSEMENTS	86,706,398.87	33,375,762.85	-	-	120,082,161.72	-	4,719,853.45	-	-	4,719,853.45
NON-CASH DISBURSEMENTS	4,078,432.62	1,947,249.69	-	-	6,025,682.31	-	256,770.47	-	-	256,770.47
Tax Remittance Advices Issued (TRA)	4,078,432.62	1,947,249.69	-	-	6,025,682.31	-	256,770.47	-	-	256,770.47
Non-Cash Availment Authority (NCAA)	-	-	-	-	-	-	-	-	-	-
Disbursements effected through outright deductions from claims	-	-	-	-	-	-	-	-	-	-
Overpayment of expenses	-	-	-	-	-	-	-	-	-	-
Restitution for loss of government property	-	-	-	-	-	-	-	-	-	-
Liquidated damages and similar claims	-	-	-	-	-	-	-	-	-	-
Others (TEF,BTr-Documentary Stamp Tax, etc.)	-	-	-	-	-	-	-	-	-	-
TOTAL NON-CASH DISBURSEMENTS	4,078,432.62	1,947,249.69	-	-	6,025,682.31	-	256,770.47	-	-	256,770.47
GRAND TOTAL	90,784,831.49	35,323,012.54	-	-	126,107,844.03	-	4,976,623.92	-	-	4,976,623.92

SUMMARY

Particulars (1)	Previous Report (2)	Current Month (3)	As of Date (4)
Total Disbursement Authorities Received	1,022,434,717.43	54,627,527.59	1,077,062,245.02
NCA	749,080,655.00	-	749,080,655.00
NTA	236,559,942.18	48,342,112.41	284,902,054.59
Working Fund	-	-	-
TRA	36,794,120.25	6,285,415.18	43,079,535.43
CDC	-	-	-
NCAA	-	-	-
Less: Notice of Transfer Allocation (NTA) issued*	21,499,512.10	4,472,776.00	25,972,288.10
Total Disbursements Authorities Available	1,000,935,205.33	50,154,751.59	1,051,089,956.92
Less:	-	-	-
Lapsed NCA	0.65	-	0.65
Disbursements	680,861,778.84	131,160,276.95	812,022,055.79
Less: Other Non-Cash Disbursements	-	-	-
Disbursements effected through outright deductions from claims	-	-	-
Overpayment of expenses	-	-	-
Restitution for loss of government property	-	-	-
Liquidated damages and similar claims	-	-	-
Others (TEF,BTr-Documentary Stamp Tax, etc.)	-	-	-
Add/Less: Adjustments (e.g. cancelled/staled checks)	144,592.69	1,584.00	146,176.69
Balance of Disbursements Authorities to date	320,218,018.53	(81,003,941.36)	239,214,077.17
Total Disbursements Program	1,001,079,798.02	50,156,335.59	1,051,238,133.61
Less: Actual Disbursements	680,861,778.84	131,160,276.95	812,022,055.79
(Over)/Under spending	320,218,019.18	(81,003,941.36)	239,214,077.82




[Handwritten signatures]

Department : National Economic and Development Authority (NEDA)
 Agency : Philippine Statistics Authority
 Operating Unit : Consolidated Regional Statistical Services Office
 Organization Code (UACS) : 24 008 0100000
 Fund Cluster : 01 - Regular Agency Fund

Particulars (1)	PRIOR YEAR'S BUDGET						SUB-TOTAL 18=(6+17)	TRUST LIABILITIES				GRAND TOTAL					Remarks (28)
	CURRENT YEARS ACCOUNTS PAYABLE					TOTAL 17=(11+16)		PS (19)	MOOE (20)	CO (21)	TOTAL =(19+20+21)	PS (23)	MOOE (24)	FinEx (25)	CO (26)	TOTAL 27=(23+24+25+26)	
	PS (12)	MOOE (13)	FinEx (14)	CO (15)	Sub-Total 16=(12+13+14+15)												
CASH DISBURSEMENTS	-	72,846.60	-	-	72,846.60	4,792,700.05	124,874,861.77	-	-	-	-	86,706,398.87	38,168,462.90	-	-	124,874,861.77	
Notice of Cash Allocations	-	72,846.60	-	-	72,846.60	4,792,700.05	112,147,113.56	-	-	-	-	77,953,910.80	34,193,202.76	-	-	112,147,113.56	
MDS Checks Issued	-	72,846.60	-	-	72,846.60	4,792,700.05	21,118,763.77	-	-	-	-	10,456,354.75	10,662,409.02	-	-	21,118,763.77	
Advice to Debit Account	-	-	-	-	-	-	91,028,349.79	-	-	-	-	67,497,556.05	23,530,793.74	-	-	91,028,349.79	
Notice of Transfer Allocations (NTA)	-	-	-	-	-	-	12,727,748.21	-	-	-	-	8,752,488.07	3,975,260.14	-	-	12,727,748.21	
MDS Checks Issued	-	-	-	-	-	-	4,000,852.36	-	-	-	-	1,905,507.12	2,095,345.24	-	-	4,000,852.36	
Advice to Debit Account	-	-	-	-	-	-	8,726,895.85	-	-	-	-	6,846,980.95	1,879,914.90	-	-	8,726,895.85	
Working Fund for FAPS	-	-	-	-	-	-	-	-	-	-	-	-	-	-	-	-	
Cash Disbursement Ceiling (CDC)	-	-	-	-	-	-	-	-	-	-	-	-	-	-	-	-	
TOTAL CASH DISBURSEMENTS	-	72,846.60	-	-	72,846.60	4,792,700.05	124,874,861.77	-	-	-	-	86,706,398.87	38,168,462.90	-	-	124,874,861.77	
NON-CASH DISBURSEMENTS	-	2,962.40	-	-	2,962.40	259,732.87	6,285,415.18	-	-	-	-	4,078,432.62	2,206,982.56	-	-	6,285,415.18	
Tax Remittance Advices Issued (TRA)	-	2,962.40	-	-	2,962.40	259,732.87	6,285,415.18	-	-	-	-	4,078,432.62	2,206,982.56	-	-	6,285,415.18	
Non-Cash Availment Authority (NCAA)	-	-	-	-	-	-	-	-	-	-	-	-	-	-	-	-	
Disbursements effected through outright deductions from claims	-	-	-	-	-	-	-	-	-	-	-	-	-	-	-	-	
Overpayment of expenses	-	-	-	-	-	-	-	-	-	-	-	-	-	-	-	-	
Restitution for loss of government property	-	-	-	-	-	-	-	-	-	-	-	-	-	-	-	-	
Liquidated damages and similar claims	-	-	-	-	-	-	-	-	-	-	-	-	-	-	-	-	
Others (TEF, BTr-Documentary Stamp Tax, etc.)	-	-	-	-	-	-	-	-	-	-	-	-	-	-	-	-	
TOTAL NON-CASH DISBURSEMENTS	-	2,962.40	-	-	2,962.40	259,732.87	6,285,415.18	-	-	-	-	4,078,432.62	2,206,982.56	-	-	6,285,415.18	
GRAND TOTAL	-	75,809.00	-	-	75,809.00	5,052,432.92	131,160,276.95	-	-	-	-	90,784,831.49	40,375,445.46	-	-	131,160,276.95	


Certified Correct:


 MARIA CELESTE D.L. BALANZA
 Accounting Division
 Officer-in-Charge

Recommending Approval:


 SOCRATES L. RAMORES
 Director II
 OIC, Finance and Administrative Services

Approved by:



 CLAIRE DENNIS S. MAPA, Ph.D.
 Undersecretary
 National Statistician and Civil Registrar General

QUARTERLY REPORT OF REVENUE AND OTHER RECEIPTS
As at the Quarter Ending March 31, 2020


Department: National Economic and Development Authority (NEDA)
Agency: Philippine Statistics Authority
Operating Unit: Central Office
Organization Code (UACS): 240000100000
Fund Cluster: 01 - Regular Agency Fund


Classification/Sources of Revenue and Other Receipts	UACS CODE	REVENUE TARGET (Annual) per BESF	Actual Revenue and Other Receipts Collections					Cumulative Remittance/Deposits to Date			Variance		Remarks
			1st Quarter Ending March 31	2nd Quarter Ending June 30	3rd Quarter Ending Sept. 30	4th Quarter Ending Dec. 31	Total	Remittance to BTr	Deposited with AGDB	Total	Amount	%	
1	2	3	4	5	6	7	8=(4+5+6+7)	9	10	11=(9+10)	12=(8-3)	13=(12/3)	14
Regular Agency Fund		2,410,063,000.00	213,332,326.34				213,332,326.34	213,332,326.34		213,332,326.34	(2,196,730,673.66)	-91%	
Revenue Collections		2,410,063,000.00	213,332,326.34				213,332,326.34	213,332,326.34		213,332,326.34	(2,196,730,673.66)	-91%	
Cash Receipts		2,410,063,000.00	213,332,326.34				213,332,326.34	213,332,326.34		213,332,326.34	(2,196,730,673.66)	-91%	
Non-Tax		2,410,063,000.00	213,332,326.34				213,332,326.34	213,332,326.34		213,332,326.34	(2,196,730,673.66)	-91%	
Registration Fees	4020102000	3,461,000.00	2,300.00				2,300.00	2,300.00		2,300.00	(3,458,700.00)	-100%	
Other Verification and Authentication Fees	4020111000	2,366,765,000.00	213,036,417.63				213,036,417.63	213,036,417.63		213,036,417.63	(2,142,728,582.37)	-91%	
Income from Printing and Publication	4020216000	266,000.00	21,793.00				21,793.00	21,793.00		21,793.00	(243,207.00)	-82%	
Interest Income - Others	4020221000	2,000.00					0.00			0.00	(2,000.00)	-100%	
Fines and Penalties - Business Income	4020223000	296,000.00	102,797.02				102,797.02	102,797.02		102,797.02	(193,202.98)	0%	
Other Business Income	4020290000	60,262,000.00	167,018.69				167,018.69	167,018.69		167,018.69	(60,094,981.31)	-100%	
Gain on Sale of Property, Plant and Equipment	4060104000	10,000.00					0.00			0.00	(10,000.00)	-100%	
TOTAL		2,410,063,000.00	213,332,326.34				213,332,326.34	213,332,326.34		213,332,326.34	(2,196,730,673.66)	-91%	

Certified Correct:


MARIA CELESTE D.L. BALANZA
Officer-in-Charge
Accounting Division

Approved by:


CLAIRE DENNIS S. MAPA, PH. D.
Undersecretary
National Statistician and Civil Registrar General



QUARTERLY REPORT OF REVENUE AND OTHER RECEIPTS
As at the Quarter Ending March 31, 2020

Department: National Economic and Development Authority (NEDA)

Agency: Philippine Statistics Authority


Operating Unit: Central Office

Organization Code (UACS): 240080100000


Fund Cluster: 07 - Trust Receipts


Classification/Sources of Revenue and Other Receipts	UACS CODE	REVENUE TARGET (Annual) per BESF	Actual Revenue and Other Receipts Collections					Cumulative Remittance/Deposits to Date			Variance		Remarks
			1st Quarter Ending March 31	2nd Quarter Ending June 30	3rd Quarter Ending Sept. 30	4th Quarter Ending Dec. 31	Total	Remittance to BTr	Deposited with AGDB	Total	Amount	%	
1	2	3	4	5	6	7	8=(4+5+6+7)	9	10	11=(9+10)	12=(8-3)	13=(12/3)	14
Trust Receipts			140,000.00	0.00	0.00	0.00	140,000.00		140,000.00	140,000.00	140,000.00	0%	
Non-Revenue Collections/Other Receipts			140,000.00	0.00	0.00	0.00	140,000.00		140,000.00	140,000.00	140,000.00	0%	
Cash Receipts			140,000.00	0.00	0.00	0.00	140,000.00		140,000.00	140,000.00	140,000.00	0%	
Others			140,000.00	0.00	0.00	0.00	140,000.00		140,000.00	140,000.00	140,000.00	0%	
Trust Liabilities	2040101000		140,000.00				140,000.00		140,000.00	140,000.00	140,000.00	0%	
TOTAL			140,000.00	0.00	0.00	0.00	140,000.00		140,000.00	140,000.00	140,000.00	0%	

Certified Correct:


MARIA CELESTE D.L. BALANZA
 Officer-in-Charge
 Accounting Division

Approved by:


CLAIRE DENNIS S. MAPA, PH. D.
 Undersecretary
 National Statistician and Civil Registrar General



QUARTERLY REPORT OF REVENUE AND OTHER RECEIPTS
As at the Quarter Ending March 31, 2020

Department: National Economic and Development Authority (NEDA)

Agency: Philippine Statistics Authority

Operating Unit: All

Organization Code (UACS): 24000000000

Fund Cluster: 01 - Regular Agency Fund

Classification/Sources of Revenue and Other Receipts	UACS CODE	REVENUE TARGET (Annual) per BESF	Actual Revenue and Other Receipts Collections					Cumulative Remittance/Deposits to Date			Variance		Remarks
			1st Quarter Ending March 31	2nd Quarter Ending June 30	3rd Quarter Ending Sept. 30	4th Quarter Ending Dec. 31	Total	Remittance to BTr	Deposited with AGDB	Total	Amount	%	
1	2	3	4	5	6	7	8=(4+5+6+7)	9	10	11=(9+10)	12=(8-3)	13=(12/3)	14
Regular Agency Fund		2,416,069,000.00	214,935,909.81				214,935,909.81	214,778,259.81		214,778,259.81	(2,201,133,090.19)	-91%	
Revenue Collections		2,416,069,000.00	214,926,552.81				214,926,552.81	214,768,902.81		214,768,902.81	(2,201,142,447.19)	-91%	
Cash Receipts		2,416,069,000.00	214,926,552.81				214,926,552.81	214,768,902.81		214,768,902.81	(2,201,142,447.19)	-91%	
Non-Tax		2,416,069,000.00	214,926,552.81				214,926,552.81	214,768,902.81		214,768,902.81	(2,201,142,447.19)	-91%	
Registration Fees	4020102000	8,378,000.00	1,367,920.00				1,367,920.00	1,217,770.00		1,217,770.00	(7,010,080.00)	-84%	
Certification Fees	4020104002	0.00	200.00				200.00	200.00		200.00	200.00	0%	
Other Verification and Authentication Fees	4020111099	2,356,567,000.00	213,167,177.83				213,167,177.83	213,165,677.63		213,165,677.63	(2,143,399,822.37)	-91%	
Income from Printing and Publication	4020215000	366,000.00	46,243.00				46,243.00	40,243.00		40,243.00	(319,757.00)	-87%	
Interest Income - Others	4020221099	7,000.00	166.30				166.30	166.30		166.30	(6,833.70)	-98%	
Fines and Penalties - Business Income	4020223000	298,000.00	102,797.02				102,797.02	102,797.02		102,797.02	(195,202.98)	0%	
Other Business Income	4020299099	50,399,000.00	236,306.03				236,306.03	236,306.03		236,306.03	(50,162,693.97)	-100%	
Gain on Sale of Property, Plant and Equipment	4050104000	54,000.00					0.00			0.00	(54,000.00)	-100%	
Miscellaneous Income	4080999000	0.00	5,742.83				5,742.83	5,742.83		5,742.83	5,742.83	0%	
Non-Revenue Collections/Other Receipts		0.00	9,357.00				9,357.00	9,357.00		9,357.00	9,357.00	0%	
Cash Receipts		0.00	9,357.00				9,357.00	9,357.00		9,357.00	9,357.00	0%	
Others		0.00	9,357.00				9,357.00	9,357.00		9,357.00	9,357.00	0%	
Due from Officers and Employees	1030502000		4,357.00				4,357.00	4,357.00		4,357.00	4,357.00	0%	
Advances to Officers and Employees	1990104000		0.00				0.00					0%	
Government Equity	3010101000		5,000.00				5,000.00	5,000.00		5,000.00	5,000.00	0%	
TOTAL		2,416,069,000.00	214,935,909.81				214,935,909.81	214,778,259.81		214,778,259.81	(2,201,133,090.19)	-91%	

Certified Correct:

Maria Celeste D.L. Balanza
MARIA CELESTE D.L. BALANZA
 Officer-in-Charge
 Accounting Division

Approved by:

Claire Dennis S. Mapa
CLAIRE DENNIS S. MAPA, PH. D.
 Undersecretary
 National Statistician and Civil Registrar General

