

**MONTHLY REPORT OF DISBURSEMENTS**  
For the month of August 2020

Department : National Economic and Development Authority (NEDA)  
 Agency : Philippine Statistics Authority  
 Operating Unit : Central Office  
 Organization Code (UACS) : 24 008 0100000  
 Fund Cluster : 01 - Regular Agency Fund

Particulars	CURRENT YEAR'S BUDGET					PRIOR YEAR'S BUDGET				
	PS	MOOE	FinEx	CO	TOTAL	PRIOR YEAR'S ACCOUNTS PAYABLE				
	(2)	(3)	(4)	(5)	6=(2+3+4+5)	PS	MOOE	FinEx	CO	Sub-Total
(1)	(2)	(3)	(4)	(5)	6=(2+3+4+5)	(7)	(8)	(9)	(10)	11=(7+8+9+10)
<b>CASH DISBURSEMENTS</b>	24,655,330.29	39,161,967.99	-	-	63,817,298.28	85,000.00	12,097,982.97	-	349,122,959.70	361,305,942.67
Notice of Cash Allocations	24,655,330.29	39,161,967.99	-	-	63,817,298.28	85,000.00	12,097,982.97	-	349,122,959.70	361,305,942.67
MDS Checks Issued	5,846,841.96	11,956,275.36	-	-	17,803,117.32	-	-	-	-	-
Advice to Debit Account	18,808,488.33	27,205,692.63	-	-	46,014,180.96	85,000.00	12,097,982.97	-	349,122,959.70	361,305,942.67
Notice of Transfer Allocations (NTA)	-	-	-	-	-	-	-	-	-	-
MDS Checks issued	-	-	-	-	-	-	-	-	-	-
Advice to Debit Account	-	-	-	-	-	-	-	-	-	-
Working Fund for FAPS	-	-	-	-	-	-	-	-	-	-
Cash Disbursement Ceiling (CDC)	-	-	-	-	-	-	-	-	-	-
<b>TOTAL CASH DISBURSEMENTS</b>	24,655,330.29	39,161,967.99	-	-	63,817,298.28	85,000.00	12,097,982.97	-	349,122,959.70	361,305,942.67
<b>NON-CASH DISBURSEMENTS</b>	-	-	-	-	-	-	-	-	-	-
Tax Remittance Advices Issued (TRA)	-	-	-	-	-	-	-	-	-	-
Non-Cash Availment Authority (NCAA)	-	-	-	-	-	-	-	-	-	-
Disbursements effected through outright deductions from claims	-	-	-	-	-	-	-	-	-	-
Overpayment of expenses	-	-	-	-	-	-	-	-	-	-
Restitution for loss of government property	-	-	-	-	-	-	-	-	-	-
Liquidated damages and similar claims	-	-	-	-	-	-	-	-	-	-
Others (TEF,BTr-Documentary Stamp Tax, etc.)	-	-	-	-	-	-	-	-	-	-
<b>TOTAL NON-CASH DISBURSEMENTS</b>	-	-	-	-	-	-	-	-	-	-
<b>GRAND TOTAL</b>	24,655,330.29	39,161,967.99	-	-	63,817,298.28	85,000.00	12,097,982.97	-	349,122,959.70	361,305,942.67

**SUMMARY**

Particulars	Previous Report	Current Month	As of Date
(1)	(2)	(3)	(4)
Total Disbursement Authorities Received	5,458,645,151.45	-	5,458,645,151.45
NCA	5,401,484,544.00	-	5,401,484,544.00
NTA	-	-	-
Working Fund	-	-	-
TRA	57,160,607.45	-	57,160,607.45
CDC	-	-	-
NCAA	-	-	-
Less: Notice of Transfer Allocation (NTA) issued*	713,057,091.44	843,843,222.94	1,556,900,314.38
Total Disbursements Authorities Available	4,745,588,060.01	(843,843,222.94)	3,901,744,837.07
Less	-	-	-
Lapsed NCA	2,090,212,381.05	-	2,090,212,381.05
Disbursements	888,765,827.23	425,123,240.95	1,313,889,068.18
Less Other Non-Cash Disbursements	-	-	-
Disbursements effected through outright deductions from claims	-	-	-
Others (TEF,BTr-Documentary Stamp Tax, etc.)	-	-	-
Add/Less Adjustments (e.g. cancelled/staled checks)	-	-	-
Balance of Disbursements Authorities to date	1,766,609,851.73	(1,268,966,463.89)	497,643,387.84
Total Disbursements Program	4,745,588,060.01	(843,843,222.94)	3,901,744,837.07
Less Actual Disbursements	888,765,827.23	425,123,240.95	1,313,889,068.18
(Over)/Under spending	3,856,822,232.78	(1,268,966,463.89)	2,587,855,768.89


Department : National Economic and Development Authority (NEDA)  
 Agency : Philippine Statistics Authority  
 Operating Unit : Central Office  
 Organization Code (UACS) : 24 008 0100000  
 Fund Cluster : 01 - Regular Agency Fund

Particulars (1)	PRIOR YEAR'S BUDGET						SUB-TOTAL 18=(6+17)	TRUST LIABILITIES				GRAND TOTAL					Remarks (28)
	CURRENT YEARS ACCOUNTS PAYABLE					TOTAL 17=(11+16)		PS (19)	MOOE (20)	CO (21)	TOTAL =(19+20+21)	PS (23)	MOOE (24)	FinEx (25)	CO (26)	TOTAL 27=(23+24+25+26)	
	PS (12)	MOOE (13)	FinEx (14)	CO (15)	Sub- 12+13+14												
CASH DISBURSEMENTS	-	-	-	-	-	361,305,942.67	425,123,240.95	-	-	-	-	24,740,330.29	51,259,950.96	-	349,122,959.70	425,123,240.95	
Notice of Cash Allocations	-	-	-	-	-	361,305,942.67	425,123,240.95	-	-	-	-	24,740,330.29	51,259,950.96	-	349,122,959.70	425,123,240.95	
MDS Checks Issued	-	-	-	-	-	-	17,803,117.32	-	-	-	-	5,846,841.96	11,956,275.36	-	-	17,803,117.32	
Advice to Debit Account	-	-	-	-	-	361,305,942.67	407,320,123.63	-	-	-	-	18,893,488.33	39,303,675.60	-	349,122,959.70	407,320,123.63	
Notice of Transfer Allocations (NTA)	-	-	-	-	-	-	-	-	-	-	-	-	-	-	-	-	
MDS Checks Issued	-	-	-	-	-	-	-	-	-	-	-	-	-	-	-	-	
Advice to Debit Account	-	-	-	-	-	-	-	-	-	-	-	-	-	-	-	-	
Working Fund for FAPS	-	-	-	-	-	-	-	-	-	-	-	-	-	-	-	-	
Cash Disbursement Ceiling (CDC)	-	-	-	-	-	-	-	-	-	-	-	-	-	-	-	-	
TOTAL CASH DISBURSEMENTS	-	-	-	-	-	361,305,942.67	425,123,240.95	-	-	-	-	24,740,330.29	51,259,950.96	-	349,122,959.70	425,123,240.95	
NON-CASH DISBURSEMENTS	-	-	-	-	-	-	-	-	-	-	-	-	-	-	-	-	
Tax Remittance Advices Issued (TRA)	-	-	-	-	-	-	-	-	-	-	-	-	-	-	-	-	
Non-Cash Availment Authority (NCAA)	-	-	-	-	-	-	-	-	-	-	-	-	-	-	-	-	
Disbursements effected through outright deductions from claims	-	-	-	-	-	-	-	-	-	-	-	-	-	-	-	-	
Overpayment of expenses	-	-	-	-	-	-	-	-	-	-	-	-	-	-	-	-	
Restitution for loss of government property	-	-	-	-	-	-	-	-	-	-	-	-	-	-	-	-	
Liquidated damages and similar claims	-	-	-	-	-	-	-	-	-	-	-	-	-	-	-	-	
Others (TEF,BTr-Documentary Stamp Tax, etc.)	-	-	-	-	-	-	-	-	-	-	-	-	-	-	-	-	
TOTAL NON-CASH DISBURSEMENTS	-	-	-	-	-	-	-	-	-	-	-	-	-	-	-	-	
GRAND TOTAL	-	-	-	-	-	361,305,942.67	425,123,240.95	-	-	-	-	24,740,330.29	51,259,950.96	-	349,122,959.70	425,123,240.95	


Certified Correct:

  
 MARIA CELESTE D.L. BALANZA  
 Accounting Division  
 Officer-in-Charge

Recommending Approval:

  
 SOCRATES L. RAMORES  
 Director II  
 OIC, Finance and Administrative Services

Approved by:

  
 ROSALINDA P. BAUTISTA  
 Assistant Secretary  
 CLAIRE DENNIS S. MAPA, Ph.D.  
 Undersecretary  
 National Statistician and Civil Registrar General

**MONTHLY REPORT OF DISBURSEMENTS**  
For the month of August 2020

Department : National Economic and Development Authority (NEDA)  
 Agency : Philippine Statistics Authority  
 Operating Unit : Consolidated Regional Statistical Services Office  
 Organization Code (UACS) : 24 008 0100000  
 Fund Cluster : 01 - Regular Agency Fund

Particulars (1)	CURRENT YEAR'S BUDGET					PRIOR YEAR'S BUDGET				
	PS	MOOE	FinEx	CO	TOTAL	PRIOR YEAR'S ACCOUNTS PAYABLE				
	(2)	(3)	(4)	(5)	6=(2+3+4+5)	PS	MOOE	FinEx	CO	Sub-Total
						(7)	(8)	(9)	(10)	11=(7+8+9+10)
<b>CASH DISBURSEMENTS</b>	39,605,656.70	169,258,575.28	-	148,083.90	209,012,315.88	-	120,302.43	-	-	120,302.43
Notice of Cash Allocations	38,410,753.65	164,652,467.94	-	97,923.18	203,161,144.77	-	-	-	-	-
MDS Checks Issued	10,485,674.14	57,720,190.35	-	-	68,205,864.49	-	-	-	-	-
Advice to Debit Account	27,925,079.51	106,932,277.59	-	97,923.18	134,955,280.28	-	-	-	-	-
Notice of Transfer Allocations (NTA)	1,194,903.05	4,606,107.34	-	50,160.72	5,851,171.11	-	120,302.43	-	-	120,302.43
MDS Checks Issued	767,952.32	4,263,550.65	-	50,160.72	5,081,663.69	-	-	-	-	-
Advice to Debit Account	426,950.73	342,556.69	-	-	769,507.42	-	120,302.43	-	-	120,302.43
Working Fund for FAPS	-	-	-	-	-	-	-	-	-	-
Cash Disbursement Ceiling (CDC)	-	-	-	-	-	-	-	-	-	-
<b>TOTAL CASH DISBURSEMENTS</b>	39,605,656.70	169,258,575.28	-	148,083.90	209,012,315.88	-	120,302.43	-	-	120,302.43
<b>NON-CASH DISBURSEMENTS</b>	4,335,591.36	3,355,555.64	-	5,528.57	7,696,675.57	-	-	-	-	-
Tax Remittance Advices Issued (TRA)	4,335,591.36	3,355,555.64	-	5,528.57	7,696,675.57	-	-	-	-	-
Non-Cash Availment Authority (NCAA)	-	-	-	-	-	-	-	-	-	-
Disbursements effected through outright deductions from claims	-	-	-	-	-	-	-	-	-	-
Overpayment of expenses	-	-	-	-	-	-	-	-	-	-
Restitution for loss of government property	-	-	-	-	-	-	-	-	-	-
Liquidated damages and similar claims	-	-	-	-	-	-	-	-	-	-
Others (TEF,BTr-Documentary Stamp Tax, etc.)	-	-	-	-	-	-	-	-	-	-
<b>TOTAL NON-CASH DISBURSEMENTS</b>	4,335,591.36	3,355,555.64	-	5,528.57	7,696,675.57	-	-	-	-	-
<b>GRAND TOTAL</b>	43,941,248.06	172,614,130.92	-	153,612.47	216,708,991.45	-	120,302.43	-	-	120,302.43

**SUMMARY**

Particulars (1)	Previous Report (2)	Current Month (3)	As of Date (4)
Total Disbursement Authorities Received	1,889,732,706.43	857,608,581.73	2,747,341,288.16
NCA	1,070,162,655.00	-	1,070,162,655.00
NTA	758,540,386.38	849,866,724.43	1,608,407,110.81
Working Fund	-	-	-
TRA	61,029,665.05	7,741,857.30	68,771,522.35
CDC	-	-	-
NCAA	-	-	-
Less: Notice of Transfer Allocation (NTA) issued*	45,483,294.94	6,023,501.49	51,506,796.43
Total Disbursements Authorities Available	1,844,249,411.49	851,585,080.24	2,695,834,491.73
Less:	-	-	-
Lapsed NCA	522,647.10	6,175.00	528,822.10
Disbursements	1,446,499,994.51	220,111,217.53	1,666,611,212.04
Less: Other Non-Cash Disbursements	-	-	-
Disbursements effected through outright deductions from claims	-	-	-
Overpayment of expenses	-	-	-
Restitution for loss of government property	-	-	-
Liquidated damages and similar claims	-	-	-
Others (TEF,BTr-Documentary Stamp Tax, etc.)	-	-	-
Add/Less: Adjustments (e.g. cancelled/staled checks)	380,725.42	-	380,725.42
Balance of Disbursements Authorities to date	397,607,495.30	631,467,687.71	1,029,075,183.01
Total Disbursements Program	1,844,630,136.91	851,585,080.24	2,696,215,217.15
Less: Actual Disbursements	1,446,499,994.51	220,111,217.53	1,666,611,212.04
(Over)/Under spending	398,130,142.40	631,473,862.71	1,029,604,005.11

Department National Economic and Development Authority (NEDA)  
 Agency Philippine Statistics Authority  
 Operating Unit Consolidated Regional Statistical Services Office  
 Organization Code (UACS) 24 008 0100000  
 Fund Cluster 01 - Regular Agency Fund

Particulars (1)	PRIOR YEAR'S BUDGET						SUB-TOTAL 18=(6+17)	TRUST LIABILITIES				GRAND TOTAL				
	CURRENT YEARS ACCOUNTS PAYABLE					TOTAL 17=(11+16)		PS (19)	MOOE (20)	CO (21)	TOTAL =(19+20+21)	PS (23)	MOOE (24)	FinEx (25)	CO (26)	TOTAL 27=(23+24+25+26)
	PS (12)	MOOE (13)	FinEx (14)	CO (15)	Sub-Total 16=(12+13+14+15)											
CASH DISBURSEMENTS	-	3,236,741.92	-	-	3,236,741.92	3,357,044.35	212,369,360.23	-	-	-	-	39,605,656.70	172,615,619.63	-	148,083.90	212,369,360.23
Notice of Cash Allocations	-	2,621,805.54	-	-	2,621,805.54	2,621,805.54	205,782,950.31	-	-	-	-	38,410,753.65	167,274,273.48	-	97,923.18	205,782,950.31
MDS Checks Issued	-	244,439.95	-	-	244,439.95	244,439.95	68,450,304.44	-	-	-	-	10,485,674.14	57,964,630.30	-	-	68,450,304.44
Advice to Debit Account	-	2,377,365.59	-	-	2,377,365.59	2,377,365.59	137,332,645.87	-	-	-	-	27,925,079.51	109,309,643.18	-	97,923.18	137,332,645.87
Notice of Transfer Allocations (NTA)	-	614,936.38	-	-	614,936.38	735,238.81	6,586,409.92	-	-	-	-	1,194,903.05	5,341,346.15	-	50,160.72	6,586,409.92
MDS Checks Issued	-	448,845.52	-	-	448,845.52	448,845.52	5,530,509.21	-	-	-	-	767,952.32	4,712,396.17	-	50,160.72	5,530,509.21
Advice to Debit Account	-	166,090.86	-	-	166,090.86	286,393.29	1,055,900.71	-	-	-	-	426,950.73	628,949.98	-	-	1,055,900.71
Working Fund for FAPS	-	-	-	-	-	-	-	-	-	-	-	-	-	-	-	-
Cash Disbursement Ceiling (CDC)	-	-	-	-	-	-	-	-	-	-	-	-	-	-	-	-
TOTAL CASH DISBURSEMENTS	-	3,236,741.92	-	-	3,236,741.92	3,357,044.35	212,369,360.23	-	-	-	-	39,605,656.70	172,615,619.63	-	148,083.90	212,369,360.23
NON-CASH DISBURSEMENTS	-	45,181.13	-	-	45,181.13	45,181.13	7,741,856.70	-	-	-	-	4,335,591.36	3,400,736.77	-	5,528.57	7,741,856.70
Tax Remittance Advices Issued (TRA)	-	45,181.13	-	-	45,181.13	45,181.13	7,741,856.70	-	-	-	-	4,335,591.36	3,400,736.77	-	5,528.57	7,741,856.70
Non-Cash Availment Authority (NCAA)	-	-	-	-	-	-	-	-	-	-	-	-	-	-	-	-
Disbursements effected through outright deductions from claims	-	-	-	-	-	-	-	-	-	-	-	-	-	-	-	-
Overpayment of expenses	-	-	-	-	-	-	-	-	-	-	-	-	-	-	-	-
Restitution for loss of government property	-	-	-	-	-	-	-	-	-	-	-	-	-	-	-	-
Liquidated damages and similar claims	-	-	-	-	-	-	-	-	-	-	-	-	-	-	-	-
Others (TEF, BTr-Documentary Stamp Tax, etc.)	-	-	-	-	-	-	-	-	-	-	-	-	-	-	-	-
TOTAL NON-CASH DISBURSEMENTS	-	45,181.13	-	-	45,181.13	45,181.13	7,741,856.70	-	-	-	-	4,335,591.36	3,400,736.77	-	5,528.57	7,741,856.70
GRAND TOTAL	-	3,281,923.05	-	-	3,281,923.05	3,402,225.48	220,111,216.93	-	-	-	-	43,941,248.06	176,016,356.40	-	153,612.47	220,111,216.93


Certified Correct

  
 MARIA CELESTE D.L. BALANZA  
 Accounting Division  
 Officer-in-Charge

Recommending Approval

  
 SOCRATES L. RAMORES  
 Director II  
 OIC, Finance and Administrative Services

Approved by

  
 ROSALINDA P. BAUTISTA  
 Assistant Secretary  
 CLAIRE DENNIS S. MAPA, Ph.D.  
 Undersecretary  
 National Statistician and Civil Registrar General

MONTHLY REPORT OF DISBURSEMENTS  
For the month of August 2020

Department : National Economic and Development Authority (NEDA)  
Agency : Philippine Statistics Authority  
Operating Unit : All  
Organization Code (UACS) : 24 008 0100000  
Fund Cluster : 01 - Regular Agency Fund

Particulars (1)	CURRENT YEAR'S BUDGET					PRIOR YEAR'S ACCOUNTS PAYABLE				
	PS	MOOE	FinEx	CO	TOTAL	PS	MOOE	FinEx	CO	Sub-Total
	(2)	(3)	(4)	(5)	6=(2+3+4+5)	(7)	(8)	(9)	(10)	11=(7+8+9+10)
<b>CASH DISBURSEMENTS</b>	64,260,986.99	208,420,543.27	-	148,083.90	272,829,614.16	85,000.00	12,218,285.40	-	349,122,959.70	361,426,245.10
Notice of Cash Allocations	63,066,083.94	203,814,435.93	-	97,923.18	266,978,443.05	85,000.00	12,097,982.97	-	349,122,959.70	361,305,942.67
MDS Checks Issued	16,332,516.10	69,676,465.71	-	-	86,008,981.81	-	-	-	-	-
Advice to Debit Account	46,733,567.84	134,137,970.22	-	97,923.18	180,969,461.24	85,000.00	12,097,982.97	-	349,122,959.70	361,305,942.67
Notice of Transfer Allocations (NTA)	1,194,903.05	4,606,107.34	-	50,160.72	5,851,171.11	-	120,302.43	-	-	120,302.43
MDS Checks Issued	767,952.32	4,263,550.65	-	50,160.72	5,081,663.69	-	-	-	-	-
Advice to Debit Account	426,950.73	342,556.69	-	-	769,507.42	-	120,302.43	-	-	120,302.43
Working Fund for FAPS	-	-	-	-	-	-	-	-	-	-
Cash Disbursement Ceiling (CDC)	-	-	-	-	-	-	-	-	-	-
<b>TOTAL CASH DISBURSEMENTS</b>	64,260,986.99	208,420,543.27	-	148,083.90	272,829,614.16	85,000.00	12,218,285.40	-	349,122,959.70	361,426,245.10
<b>NON-CASH DISBURSEMENTS</b>	4,335,591.36	3,355,555.64	-	5,528.57	7,696,675.57	-	-	-	-	-
Tax Remittance Advices Issued (TRA)	4,335,591.36	3,355,555.64	-	5,528.57	7,696,675.57	-	-	-	-	-
Non-Cash Availment Authority (NCAA)	-	-	-	-	-	-	-	-	-	-
Disbursements effected through outright deductions from claims	-	-	-	-	-	-	-	-	-	-
Overpayment of expenses	-	-	-	-	-	-	-	-	-	-
Restitution for loss of government property	-	-	-	-	-	-	-	-	-	-
Liquidated damages and similar claims	-	-	-	-	-	-	-	-	-	-
Others (TEF, BTr-Documentary Stamp Tax, etc.)	-	-	-	-	-	-	-	-	-	-
<b>TOTAL NON-CASH DISBURSEMENTS</b>	4,335,591.36	3,355,555.64	-	5,528.57	7,696,675.57	-	-	-	-	-
<b>GRAND TOTAL</b>	68,596,578.35	211,776,098.91	-	153,612.47	280,526,289.73	85,000.00	12,218,285.40	-	349,122,959.70	361,426,245.10

SUMMARY

Particulars (1)	Previous Report (2)	Current Month (3)	As of Date (4)
Total Disbursement Authorities Received	7,348,377,857.88	857,608,581.73	8,205,986,439.61
NCA	6,471,647,199.00	-	6,471,647,199.00
NTA	758,540,386.38	849,866,724.43	1,608,407,110.81
Working Fund	-	-	-
TRA	118,190,272.50	7,741,857.30	125,932,129.80
CDC	-	-	-
NCAA	-	-	-
Less: Notice of Transfer Allocation (NTA) issued*	758,540,386.38	849,866,724.43	1,608,407,110.81
Total Disbursements Authorities Available	6,589,837,471.50	7,741,857.30	6,597,579,328.80
Less:	-	-	-
Lapsed NCA	2,090,735,028.15	6,175.00	2,090,741,203.15
Disbursements	2,335,265,821.74	645,234,458.48	2,980,500,280.22
Less: Other Non-Cash Disbursements	-	-	-
Disbursements effected through outright deductions from claims	-	-	-
Overpayment of expenses	-	-	-
Restitution for loss of government property	-	-	-
Liquidated damages and similar claims	-	-	-
Others (TEF, BTr-Documentary Stamp Tax, etc.)	-	-	-
Add/Less: Adjustments (e.g. cancelled/staled checks)	380,725.42	-	380,725.42
Balance of Disbursements Authorities to date	2,164,217,347.03	(637,498,776.18)	1,526,718,570.85
Total Disbursements Program	6,590,218,196.92	7,741,857.30	6,597,960,054.22
Less: Actual Disbursements	2,335,265,821.74	645,234,458.48	2,980,500,280.22
(Over)/Under spending	4,254,952,375.18	(637,492,601.18)	3,617,459,774.00

Department National Economic and Development Authority (NEDA)  
 Agency Philippine Statistics Authority  
 Operating Unit All  
 Organization Code (UACS) 24 008 0100000  
 Fund Cluster 01 - Regular Agency Fund

Particulars	PRIOR YEAR'S BUDGET							TRUST LIABILITIES				GRAND TOTAL					Remarks
	CURRENT YEARS ACCOUNTS PAYABLE					TOTAL	SUB-TOTAL					PS	MOOE	FinEx	CO	TOTAL	
	PS	MOOE	FinEx	CO	Sub-Total			PS	MOOE	CO	TOTAL						
(1)	(12)	(13)	(14)	(15)	16=(12+13+14+15)	17=(11+16)	18=(6+17)	(19)	(20)	(21)	(19+20)	(23)	(24)	(25)	(26)	27=(23+24+25+26)	(28)
<b>CASH DISBURSEMENTS</b>		3,236,741.92			3,236,741.92	364,662,987.02	637,492,601.18					64,345,986.99	223,875,570.59		349,271,043.60	637,492,601.18	
Notice of Cash Allocations		2,621,805.54			2,621,805.54	363,927,748.21	630,906,191.26					63,151,083.94	218,534,224.44		349,220,887.88	630,906,191.26	
MDS Checks Issued		244,439.95			244,439.95	244,439.95	86,253,421.75					15,332,516.10	69,920,905.66			86,253,421.76	
Advice to Debit Account		2,377,365.59			2,377,365.59	363,683,308.26	544,652,769.50					46,818,567.84	148,613,318.78		349,220,887.88	544,652,769.50	
Notice of Transfer Allocations (NTA)		614,936.38			614,936.38	735,238.81	6,586,409.92					1,194,903.05	5,341,345.15		50,160.72	6,586,409.92	
MDS Checks Issued		448,845.52			448,845.52	448,845.52	5,530,509.21					767,952.32	4,712,396.17		50,160.72	5,530,509.21	
Advice to Debit Account		166,090.86			166,090.86	286,393.29	1,055,900.71					426,950.73	628,948.98			1,055,900.71	
Working Fund for FAPS																	
Cash Disbursement Ceiling (CDC)																	
<b>TOTAL CASH DISBURSEMENTS</b>		3,236,741.92			3,236,741.92	364,662,987.02	637,492,601.18					64,345,986.99	223,875,570.59		349,271,043.60	637,492,601.18	
<b>NON-CASH DISBURSEMENTS</b>		45,181.13			45,181.13	45,181.13	7,741,856.70					4,335,591.36	3,400,736.77		5,528.57	7,741,856.70	
Tax Remittance Advices Issued (TRA)		45,181.13			45,181.13	45,181.13	7,741,856.70					4,335,591.36	3,400,736.77		5,528.57	7,741,856.70	
Non-Cash Availment Authority (NCAA)																	
Disbursements effected through outright deductions from claims																	
Overpayment of expenses																	
Restitution for loss of government property																	
Liquidated damages and similar claims																	
Others (TEF, BT, Documentary Stamp Tax, etc.)																	
<b>TOTAL NON-CASH DISBURSEMENTS</b>		45,181.13			45,181.13	45,181.13	7,741,856.70					4,335,591.36	3,400,736.77		5,528.57	7,741,856.70	
<b>GRAND TOTAL</b>		3,281,923.05			3,281,923.05	364,708,168.15	645,234,457.88					68,681,578.35	227,276,307.36		349,276,572.17	645,234,457.88	

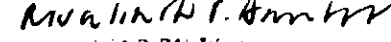
Certified Correct

  
**MARIA CELESTE D.L. BALANZA**  
 Accounting Division  
 Officer-in-Charge

Recommending Approval

  
**SOCRATES L. RAMORES**  
 Director II  
 OIC, Finance and Administrative Services

Approved by

  
**CLAIRE DENNIS S. MAPA, Ph.D.**  
 Undersecretary  
 National Statistician and Civil Registrar General