



In following-up, pls. cite DMS ref #  
**2022-BA-0015930**

REPUBLIC OF THE PHILIPPINES  
**DEPARTMENT OF BUDGET AND MANAGEMENT**  
GENERAL SOLANO STREET, SAN MIGUEL, MANILA

**ACKNOWLEDGEMENT RECEIPT**

The **DEPARTMENT OF BUDGET AND MANAGEMENT** hereby acknowledges the receipt of your letter/request which has been uploaded to the DBM-Document Management System and routed to the appropriate office/s with the following information:

Sender: Central Office Accounting adcentraloffice2021@gmail.com - EMAIL

Document Title: PSA-FAR 4 for the month of January 2022

Document Reference No: 2022-BA-0015930

Date and Time Uploaded: Friday, February 11, 2022 7:21:22 AM

Uploaded By: CRD RECEIVING ISAY

Routed To: BMB-A Christine P. Santos

CC:

Total no of pages received: 1 copy and 6 pages

Notes: WITH MULTIPLE ATTACHMENT

The determination of the completeness of the documentary requirements submitted, if any, is subject to the evaluation of the technical person in charge.

This receipt is system generated and does not require signature.

Received by:

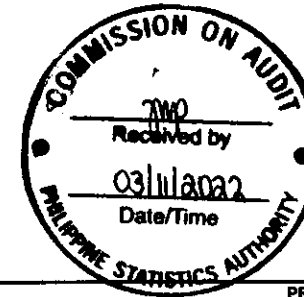


DOCUMENT  
MANAGEMENT  
SYSTEM

**MONTHLY REPORT OF DISBURSEMENTS**  
For the month of January 2022

FAR no. 4

Department : National Economic and Development Authority (NEDA)  
 Agency : Philippine Statistics Authority  
 Operating Unit : Central Office  
 Organization Code (UACS) : 24 008 0100000  
 Fund Cluster : 01 - Regular Agency Fund



Particulars	CURRENT YEAR'S BUDGET					PRIOR YEAR'S BUDGET				
	PS	MOOE	FinEx	CO	TOTAL	PS	MOOE	FinEx	CO	Sub-Total
	(2)	(3)	(4)	(5)	6=(2+3+4+5)	(7)	(8)	(9)	(10)	11=(7+8+9+10)
<b>CASH DISBURSEMENTS</b>	32,424,323.83	5,949,858.81	-	-	38,374,182.64	8,676,514.81	4,112,273.26	-	23,367,559.47	36,156,347.54
Notice of Cash Allocations	32,424,323.83	5,949,858.81	-	-	38,374,182.64	8,676,514.81	4,112,273.26	-	23,367,559.47	36,156,347.54
MDS Checks Issued	997,162.78	308,380.01	-	-	1,305,542.79	-	-	-	-	-
Advice to Debit Account	31,427,161.05	5,641,478.80	-	-	37,068,639.85	8,676,514.81	4,112,273.26	-	23,367,559.47	36,156,347.54
Notice of Transfer Allocations (NTA)	-	-	-	-	-	-	-	-	-	-
MDS Checks Issued	-	-	-	-	-	-	-	-	-	-
Advice to Debit Account	-	-	-	-	-	-	-	-	-	-
Working Fund for FAPS	-	-	-	-	-	-	-	-	-	-
Cash Disbursement Ceiling (CDC)	-	-	-	-	-	-	-	-	-	-
<b>TOTAL CASH DISBURSEMENTS</b>	32,424,323.83	5,949,858.81	-	-	38,374,182.64	8,676,514.81	4,112,273.26	-	23,367,559.47	36,156,347.54
<b>NON-CASH DISBURSEMENTS</b>	4,310,639.79	44,802,602.34	-	-	49,113,242.13	-	-	-	-	-
Tax Remittance Advices Issued (TRA)	4,310,639.79	44,802,602.34	-	-	49,113,242.13	-	-	-	-	-
Non-Cash Availment Authority (NCAA)	-	-	-	-	-	-	-	-	-	-
Disbursements effected through outright deductions from claims	-	-	-	-	-	-	-	-	-	-
Overpayment of expenses	-	-	-	-	-	-	-	-	-	-
Restitution for loss of government property	-	-	-	-	-	-	-	-	-	-
Liquidated damages and similar claims	-	-	-	-	-	-	-	-	-	-
Others (TEF,BTr-Documentary Stamp Tax, etc.)	-	-	-	-	-	-	-	-	-	-
<b>TOTAL NON-CASH DISBURSEMENTS</b>	4,310,639.79	44,802,602.34	-	-	49,113,242.13	-	-	-	-	-
<b>GRAND TOTAL</b>	36,734,963.62	50,752,461.15	-	-	87,487,424.77	8,676,514.81	4,112,273.26	-	23,367,559.47	36,156,347.54

**SUMMARY**

Particulars	Previous Report	Current Month	As of Date
(1)	(2)	(3)	(4)
Total Disbursement Authorities Received	-	385,702,242.13	385,702,242.13
NCA	-	336,589,000.00	336,589,000.00
NTA	-	-	-
Working Fund	-	-	-
TRA	-	49,113,242.13	49,113,242.13
CDC	-	-	-
NCAA	-	-	-
Less: Notice of Transfer Allocation (NTA) issued*	-	42,464,246.05	42,464,246.05
Total Disbursements Authorities Available	-	343,237,996.08	343,237,996.08
Less:	-	-	-
Lapsed NCA	-	-	-
Disbursements	-	123,643,772.31	123,643,772.31
Less: Other Non-Cash Disbursements	-	-	-
Disbursements effected through outright deductions from claims	-	-	-
Overpayment of expenses	-	-	-
Restitution for loss of government property	-	-	-
Liquidated damages and similar claims	-	-	-
Others (TEF,BTr-Documentary Stamp Tax, etc.)	-	-	-
Add/Less: Adjustments (e.g. cancelled/staled checks)	-	-	-
Balance of Disbursements Authorities to date	-	219,594,223.77	219,594,223.77
Total Disbursements Program	-	343,237,996.08	343,237,996.08
Less: Actual Disbursements	-	123,643,772.31	123,643,772.31
(Over)/Under spending	-	219,594,223.77	219,594,223.77

*COA*

*CS*

Department : National Economic and Development Author  
 Agency : Philippine Statistics Authority  
 Operating Unit : Central Office  
 Organization Code (UACS) : 24 008 0100000  
 Fund Cluster : 01 - Regular Agency Fund

Particulars	PRIOR YEAR'S BUDGET						SUB-TOTAL	TRUST LIABILITIES				GRAND TOTAL					Remarks
	CURRENT YEARS ACCOUNTS PAYABLE					TOTAL		PS	MOOE	CO	TOTAL	PS	MOOE	FinEx	CO	TOTAL	
	PS	MOOE	FinEx	CO	Sub-Total												
(1)	(12)	(13)	(14)	(15)	=(12+13+14+15)	17=(11+16)	18=(6+17)	(19)	(20)	(21)	=(19+20+21)	(23)	(24)	(25)	(26)	27=(23+24+25+26)	(28)
<b>CASH DISBURSEMENTS</b>	-	-	-	-	-	36,156,347.54	74,530,530.18	-	-	-	-	41,100,838.64	10,062,132.07	-	23,367,559.47	74,530,530.18	
Notice of Cash Allocations	-	-	-	-	-	36,156,347.54	74,530,530.18	-	-	-	-	41,100,838.64	10,062,132.07	-	23,367,559.47	74,530,530.18	
MDS Checks Issued	-	-	-	-	-	-	1,305,542.79	-	-	-	-	997,162.78	308,380.01	-	-	1,305,542.79	
Advice to Debit Account	-	-	-	-	-	36,156,347.54	73,224,987.39	-	-	-	-	40,103,675.86	9,753,752.06	-	23,367,559.47	73,224,987.39	
Notice of Transfer Allocations (NTA)	-	-	-	-	-	-	-	-	-	-	-	-	-	-	-	-	
MDS Checks Issued	-	-	-	-	-	-	-	-	-	-	-	-	-	-	-	-	
Advice to Debit Account	-	-	-	-	-	-	-	-	-	-	-	-	-	-	-	-	
Working Fund for FAPS	-	-	-	-	-	-	-	-	-	-	-	-	-	-	-	-	
Cash Disbursement Ceiling (CDC)	-	-	-	-	-	-	-	-	-	-	-	-	-	-	-	-	
<b>TOTAL CASH DISBURSEMENTS</b>	-	-	-	-	-	36,156,347.54	74,530,530.18	-	-	-	-	41,100,838.64	10,062,132.07	-	23,367,559.47	74,530,530.18	
<b>NON-CASH DISBURSEMENTS</b>	-	-	-	-	-	-	49,113,242.13	-	-	-	-	4,310,639.79	44,802,602.34	-	-	49,113,242.13	
Tax Remittance Advices Issued (TRA)	-	-	-	-	-	-	49,113,242.13	-	-	-	-	4,310,639.79	44,802,602.34	-	-	49,113,242.13	
Non-Cash Availment Authority (NCAA)	-	-	-	-	-	-	-	-	-	-	-	-	-	-	-	-	
Disbursements effected through outright deductions from claims	-	-	-	-	-	-	-	-	-	-	-	-	-	-	-	-	
Overpayment of expenses	-	-	-	-	-	-	-	-	-	-	-	-	-	-	-	-	
Restitution for loss of government property	-	-	-	-	-	-	-	-	-	-	-	-	-	-	-	-	
Liquidated damages and similar claims	-	-	-	-	-	-	-	-	-	-	-	-	-	-	-	-	
Others (TEF, BTr-Documentary Stamp Tax, etc.)	-	-	-	-	-	-	-	-	-	-	-	-	-	-	-	-	
<b>TOTAL NON-CASH DISBURSEMENTS</b>	-	-	-	-	-	-	49,113,242.13	-	-	-	-	4,310,639.79	44,802,602.34	-	-	49,113,242.13	
<b>GRAND TOTAL</b>	-	-	-	-	-	36,156,347.54	123,643,772.31	-	-	-	-	45,411,478.43	54,864,734.41	-	23,367,559.47	123,643,772.31	

Certified Correct:



MARIA CELESTE D.L. BALANZA  
 Accounting Division  
 Officer-in-Charge

Recommending Approval:



SOCRATES L. RAMORES  
 Assistant National Statistician  
 Finance and Administrative Services


Approved by:



CLAIRE DENNIS S. MAPA, Ph. D.  
 Undersecretary  
 National Statistician and Civil Registrar General

**MONTHLY REPORT OF DISBURSEMENTS**  
For the month of January 2022

FAR no. 4



Department : National Economic and Development Authority (NEDA)  
 Agency : Philippine Statistics Authority  
 Operating Unit : Consolidated Regional Statistical Services Office  
 Organization Code (UACS) : 24 006 0100000  
 Fund Cluster : 01 - Regular Agency Fund

Particulars (1)	CURRENT YEAR'S BUDGET					PRIOR YEAR'S ACCOUNTS PAYABLE				
	PS	MOOE	FinEx	CO	TOTAL	PS	MOOE	FinEx	CO	Sub-Total
	(2)	(3)	(4)	(5)	6=(2+3+4+5)	(7)	(8)	(9)	(10)	11=(7+8+9+10)
<b>CASH DISBURSEMENTS</b>	75,892,906.48	58,161,075.77	200.00	-	134,054,182.25	-	16,225.72	-	-	16,225.72
Notice of Cash Allocations	73,696,632.35	57,875,785.74	200.00	-	131,572,618.09	-	-	-	-	-
MDS Checks Issued	10,841,856.47	5,626,548.67	200.00	-	16,468,605.14	-	-	-	-	-
Advice to Debit Account	62,854,775.88	52,249,237.07	-	-	115,104,012.95	-	-	-	-	-
Notice of Transfer Allocations (NTA)	2,196,274.13	285,290.03	-	-	2,481,564.16	-	16,225.72	-	-	16,225.72
MDS Checks Issued	1,366,735.61	218,792.27	-	-	1,585,527.88	-	16,225.72	-	-	16,225.72
Advice to Debit Account	829,538.52	66,497.76	-	-	896,036.28	-	-	-	-	-
Working Fund for FAPS	-	-	-	-	-	-	-	-	-	-
Cash Disbursement Ceiling (CDC)	-	-	-	-	-	-	-	-	-	-
<b>TOTAL CASH DISBURSEMENTS</b>	75,892,906.48	58,161,075.77	200.00	-	134,054,182.25	-	16,225.72	-	-	16,225.72
<b>NON-CASH DISBURSEMENTS</b>	7,182,465.58	21,407,485.65	-	98,926.23	28,688,877.46	-	794.28	-	-	794.28
Tax Remittance Advices Issued (TRA)	7,182,465.58	21,407,485.65	-	98,926.23	28,688,877.46	-	794.28	-	-	794.28
Non-Cash Availment Authority (NCAA)	-	-	-	-	-	-	-	-	-	-
Disbursements effected through outright deductions from claims	-	-	-	-	-	-	-	-	-	-
Overpayment of expenses	-	-	-	-	-	-	-	-	-	-
Restitution for loss of government property	-	-	-	-	-	-	-	-	-	-
Liquidated damages and similar claims	-	-	-	-	-	-	-	-	-	-
Others (TEF,BTr-Documentary Stamp Tax, etc.)	-	-	-	-	-	-	-	-	-	-
<b>TOTAL NON-CASH DISBURSEMENTS</b>	7,182,465.58	21,407,485.65	-	98,926.23	28,688,877.46	-	794.28	-	-	794.28
<b>GRAND TOTAL</b>	83,075,372.06	79,568,561.42	200.00	98,926.23	162,743,059.71	-	17,020.00	-	-	17,020.00

**SUMMARY**

Particulars (1)	Previous Report (2)	Current Month (3)	As of Date (4)
Total Disbursement Authorities Received	-	221,035,805.07	221,035,805.07
NCA	-	145,947,000.00	145,947,000.00
NTA	-	46,395,940.22	46,395,940.22
Working Fund	-	-	-
TRA	-	28,692,864.85	28,692,864.85
CDC	-	-	-
NCAA	-	-	-
Less: Notice of Transfer Allocation (NTA) issued*	-	3,931,694.17	3,931,694.17
Total Disbursements Authorities Available	-	217,104,110.90	217,104,110.90
Less:	-	-	-
Lapsed NCA	-	-	-
Disbursements	-	163,124,880.90	163,124,880.90
Less: Other Non-Cash Disbursements	-	-	-
Disbursements effected through outright deductions from claims	-	-	-
Overpayment of expenses	-	-	-
Restitution for loss of government property	-	-	-
Liquidated damages and similar claims	-	-	-
Others (TEF,BTr-Documentary Stamp Tax, etc.)	-	-	-
Add/Less: Adjustments (e.g. cancelled/staled checks)	-	-	-
Balance of Disbursements Authorities to date	-	53,979,230.00	53,979,230.00
Total Disbursements Program	-	217,104,110.90	217,104,110.90
Less: Actual Disbursements	-	163,124,880.90	163,124,880.90
(Over)/Under spending	-	53,979,230.00	53,979,230.00

*COF*

*CS*

*AMS*

Department : National Economic and Development Authority (NEDA)  
 Agency : Philippine Statistics Authority  
 Operating Unit : Consolidated Regional Statistical Services Office  
 Organization Code (UACS) : 24 008 0100000  
 Fund Cluster : 01 - Regular Agency Fund

Particulars	PRIOR YEAR'S BUDGET						SUB-TOTAL	TRUST LIABILITIES				GRAND TOTAL					Remarks
	CURRENT YEARS ACCOUNTS PAYABLE					TOTAL		PS	MOOE	CO	TOTAL	PS	MOOE	FinEx	CO	TOTAL	
	PS	MOOE	FinEx	CO	Sub-Total												
(1)	(12)	(13)	(14)	(15)	16=(12+13+14+15)	17=(11+16)	18=(8+17)	(19)	(20)	(21)	(19+20+21)	(23)	(24)	(25)	(26)	27=(23+24+25+26)	(28)
<b>CASH DISBURSEMENTS</b>	-	361,608.08	-	-	361,608.08	377,833.80	134,432,018.05	-	-	-	-	75,892,906.48	58,538,909.57	200.00	-	134,432,018.05	
Notice of Cash Allocations	-	150,724.08	-	-	150,724.08	150,724.08	131,723,342.17	-	-	-	-	73,696,632.35	58,026,509.82	200.00	-	131,723,342.17	
MDS Checks Issued	-	3,394.26	-	-	3,394.26	3,394.26	16,471,999.40	-	-	-	-	10,841,856.47	5,629,942.93	200.00	-	16,471,999.40	
Advice to Debit Account	-	147,329.82	-	-	147,329.82	147,329.82	115,251,342.77	-	-	-	-	62,854,775.88	52,396,586.89	-	-	115,251,342.77	
Notice of Transfer Allocations (NTA)	-	210,884.00	-	-	210,884.00	227,109.72	2,708,673.88	-	-	-	-	2,196,274.13	512,399.75	-	-	2,708,673.88	
MDS Checks Issued	-	35,511.99	-	-	35,511.99	51,737.71	1,637,265.59	-	-	-	-	1,366,735.61	270,529.98	-	-	1,637,265.59	
Advice to Debit Account	-	175,372.01	-	-	175,372.01	175,372.01	1,071,408.29	-	-	-	-	829,536.52	241,869.77	-	-	1,071,408.29	
Working Fund for FAPS	-	-	-	-	-	-	-	-	-	-	-	-	-	-	-	-	
Cash Disbursement Ceiling (CDC)	-	-	-	-	-	-	-	-	-	-	-	-	-	-	-	-	
<b>TOTAL CASH DISBURSEMENTS</b>	-	361,608.08	-	-	361,608.08	377,833.80	134,432,018.05	-	-	-	-	75,892,906.48	58,538,909.57	200.00	-	134,432,018.05	
<b>NON-CASH DISBURSEMENTS</b>	-	3,193.11	-	-	3,193.11	3,987.39	28,692,864.85	-	-	-	-	7,182,465.58	21,411,473.04	-	98,926.23	28,692,864.85	
Tax Remittance Advices Issued (TRA)	-	3,193.11	-	-	3,193.11	3,987.39	28,692,864.85	-	-	-	-	7,182,465.58	21,411,473.04	-	98,926.23	28,692,864.85	
Non-Cash Availment Authority (NCAA)	-	-	-	-	-	-	-	-	-	-	-	-	-	-	-	-	
Disbursements effected through outright deductions from claims	-	-	-	-	-	-	-	-	-	-	-	-	-	-	-	-	
Overpayment of expenses	-	-	-	-	-	-	-	-	-	-	-	-	-	-	-	-	
Restitution for loss of government property	-	-	-	-	-	-	-	-	-	-	-	-	-	-	-	-	
Liquidated damages and similar claims	-	-	-	-	-	-	-	-	-	-	-	-	-	-	-	-	
Others (TEF,BTr-Documentary Stamp Tax, etc.)	-	-	-	-	-	-	-	-	-	-	-	-	-	-	-	-	
<b>TOTAL NON-CASH DISBURSEMENTS</b>	-	3,193.11	-	-	3,193.11	3,987.39	28,692,864.85	-	-	-	-	7,182,465.58	21,411,473.04	-	98,926.23	28,692,864.85	
<b>GRAND TOTAL</b>	-	364,801.19	-	-	364,801.19	381,821.19	163,124,880.90	-	-	-	-	83,075,372.06	79,950,382.61	200.00	98,926.23	163,124,880.90	


Certified Correct:

  
 MARIA CELESTE D.L. BALANZA  
 Accounting Division  
 Officer-in-Charge

Recommending Approval:

  
 SOCRATES L. RAMORES  
 Assistant National Statistician  
 Finance and Administrative Services


Approved by:

  
 CLAIRE DENNIS S. MAPA, Ph. D.  
 Undersecretary  
 National Statistician and Civil Registrar General

**MONTHLY REPORT OF DISBURSEMENTS**  
For the month of January 2022

FAR no. 4

Department : National Economic and Development Authority (NEDA)  
Agency : Philippine Statistics Authority  
Operating Unit : AR  
Organization Code (UACB) : 24 008 0100000  
Fund Cluster : 01 - Regular Agency Fund



Particulars (1)	CURRENT YEAR'S BUDGET					PRIOR YEAR'S BUDGET				
	PS	MOOE	FinEx	CO	TOTAL	PRIOR YEAR'S ACCOUNTS PAYABLE				
	(2)	(3)	(4)	(5)	6=(2+3+4+5)	PS (7)	MOOE (8)	FinEx (9)	CO (10)	Sub-Total 11=(7+8+9+10)
<b>CASH DISBURSEMENTS</b>	108,317,230.31	64,110,934.58	200.00	-	172,428,364.89	8,676,514.81	4,128,498.98	-	23,367,559.47	36,172,573.26
Notice of Cash Allocations	106,120,956.18	63,825,644.55	200.00	-	169,946,800.73	8,676,514.81	4,112,273.26	-	23,367,559.47	36,156,347.54
MDS Checks Issued	11,839,019.25	5,934,928.68	200.00	-	17,774,147.93	-	-	-	-	-
Advice to Debit Account	94,281,936.93	57,890,715.87	-	-	152,172,652.80	8,676,514.81	4,112,273.26	-	23,367,559.47	36,156,347.54
Notice of Transfer Allocations (NTA)	2,196,274.13	285,290.03	-	-	2,481,564.16	-	16,225.72	-	-	16,225.72
MDS Checks Issued	1,366,735.61	218,792.27	-	-	1,585,527.88	-	16,225.72	-	-	16,225.72
Advice to Debit Account	829,538.52	66,497.76	-	-	896,036.28	-	-	-	-	-
Working Fund for FAPS	-	-	-	-	-	-	-	-	-	-
Cash Disbursement Ceiling (CDC)	-	-	-	-	-	-	-	-	-	-
<b>TOTAL CASH DISBURSEMENTS</b>	108,317,230.31	64,110,934.58	200.00	-	172,428,364.89	8,676,514.81	4,128,498.98	-	23,367,559.47	36,172,573.26
<b>NON-CASH DISBURSEMENTS</b>	11,493,105.37	66,210,087.99	-	98,926.23	77,802,119.59	-	794.28	-	-	794.28
Tax Remittance Advices Issued (TRA)	11,493,105.37	66,210,087.99	-	98,926.23	77,802,119.59	-	794.28	-	-	794.28
Non-Cash Availment Authority (NCAA)	-	-	-	-	-	-	-	-	-	-
Disbursements effected through outright deductions from claims	-	-	-	-	-	-	-	-	-	-
Overpayment of expenses	-	-	-	-	-	-	-	-	-	-
Restitution for loss of government property	-	-	-	-	-	-	-	-	-	-
Liquidated damages and similar claims	-	-	-	-	-	-	-	-	-	-
Others (TEF,BTr-Documentary Stamp Tax, etc.)	-	-	-	-	-	-	-	-	-	-
<b>TOTAL NON-CASH DISBURSEMENTS</b>	11,493,105.37	66,210,087.99	-	98,926.23	77,802,119.59	-	794.28	-	-	794.28
<b>GRAND TOTAL</b>	119,810,335.68	130,321,022.57	200.00	98,926.23	250,230,484.48	8,676,514.81	4,129,293.26	-	23,367,559.47	36,173,367.54

**SUMMARY**

Particulars (1)	Previous Report (2)	Current Month (3)	As of Date (4)
Total Disbursement Authorities Received	-	606,738,047.20	606,738,047.20
NCA	-	482,536,000.00	482,536,000.00
NTA	-	46,395,940.22	46,395,940.22
Working Fund	-	-	-
TRA	-	77,806,106.98	77,806,106.98
CDC	-	-	-
NCAA	-	-	-
Less: Notice of Transfer Allocation (NTA) issued*	-	46,395,940.22	46,395,940.22
Total Disbursements Authorities Available	-	560,342,106.98	560,342,106.98
Less:	-	-	-
Lapsed NCA	-	-	-
Disbursements	-	286,768,653.21	286,768,653.21
Less: Other Non-Cash Disbursements	-	-	-
Disbursements effected through outright deductions from claims	-	-	-
Overpayment of expenses	-	-	-
Restitution for loss of government property	-	-	-
Liquidated damages and similar claims	-	-	-
Others (TEF,BTr-Documentary Stamp Tax, etc.)	-	-	-
Add/Less: Adjustments (e.g. cancelled/staled checks)	-	-	-
Balance of Disbursements Authorities to date	-	273,573,453.77	273,573,453.77
Total Disbursements Program	-	560,342,106.98	560,342,106.98
Less: Actual Disbursements	-	286,768,653.21	286,768,653.21
(Over)/Under spending	-	273,573,453.77	273,573,453.77

*COB*

*JS*

*AM*

Department : National Economic and Development Authority (NEDA)  
 Agency : Philippine Statistics Authority  
 Operating Unit : All  
 Organization Code (UACB) : 24 008 0100000  
 Fund Cluster : 01 - Regular Agency Fund

Particulars (1)	PRIOR YEAR'S BUDGET						SUB-TOTAL 18=(6+17)	TRUST LIABILITIES				GRAND TOTAL					Remarks (28)
	CURRENT YEARS ACCOUNTS PAYABLE					TOTAL 17=(11+16)		PS (19)	MOOE (20)	CO (21)	TOTAL =(19+20+21)	PS (23)	MOOE (24)	FinEx (25)	CO (26)	TOTAL 27=(23+24+25+26)	
	PS (12)	MOOE (13)	FinEx (14)	CO (15)	Sub-Total =(12+13+14+15)												
<b>CASH DISBURSEMENTS</b>	-	361,608.08	-	-	361,608.08	36,534,181.34	208,962,546.23	-	-	-	-	116,993,745.12	68,601,041.64	200.00	23,367,559.47	208,962,546.23	
Notice of Cash Allocations	-	150,724.08	-	-	150,724.08	36,307,071.62	206,253,872.35	-	-	-	-	114,797,470.99	68,088,641.89	200.00	23,367,559.47	206,253,872.35	
MDS Checks Issued	-	3,394.26	-	-	3,394.26	3,394.26	17,777,542.19	-	-	-	-	11,839,019.25	5,938,322.94	200.00	-	17,777,542.19	
Advice to Debit Account	-	147,329.82	-	-	147,329.82	36,303,677.36	188,476,330.16	-	-	-	-	102,958,451.74	62,150,318.95	-	23,367,559.47	188,476,330.16	
Notice of Transfer Allocations (NTA)	-	210,884.00	-	-	210,884.00	227,109.72	2,708,673.88	-	-	-	-	2,196,274.13	512,399.75	-	-	2,708,673.88	
MDS Checks Issued	-	35,511.99	-	-	35,511.99	51,737.71	1,637,265.59	-	-	-	-	1,366,735.61	270,529.98	-	-	1,637,265.59	
Advice to Debit Account	-	175,372.01	-	-	175,372.01	175,372.01	1,071,408.29	-	-	-	-	829,538.52	241,869.77	-	-	1,071,408.29	
Working Fund for FAPS	-	-	-	-	-	-	-	-	-	-	-	-	-	-	-	-	
Cash Disbursement Ceiling (CDC)	-	-	-	-	-	-	-	-	-	-	-	-	-	-	-	-	
<b>TOTAL CASH DISBURSEMENTS</b>	-	361,608.08	-	-	361,608.08	36,534,181.34	208,962,546.23	-	-	-	-	116,993,745.12	68,601,041.64	200.00	23,367,559.47	208,962,546.23	
<b>NON-CASH DISBURSEMENTS</b>	-	3,193.11	-	-	3,193.11	3,987.39	77,806,106.98	-	-	-	-	11,493,105.37	66,214,075.38	-	98,926.23	77,806,106.98	
Tax Remittance Advices Issued (TRA)	-	3,193.11	-	-	3,193.11	3,987.39	77,806,106.98	-	-	-	-	11,493,105.37	66,214,075.38	-	98,926.23	77,806,106.98	
Non-Cash Availment Authority (NCAA)	-	-	-	-	-	-	-	-	-	-	-	-	-	-	-	-	
Disbursements effected through outright deductions from claims	-	-	-	-	-	-	-	-	-	-	-	-	-	-	-	-	
Overpayment of expenses	-	-	-	-	-	-	-	-	-	-	-	-	-	-	-	-	
Restitution for loss of government property	-	-	-	-	-	-	-	-	-	-	-	-	-	-	-	-	
Liqudated damages and similar claims	-	-	-	-	-	-	-	-	-	-	-	-	-	-	-	-	
Others (TEF, BTr-Documentary Stamp Tax, etc.)	-	-	-	-	-	-	-	-	-	-	-	-	-	-	-	-	
<b>TOTAL NON-CASH DISBURSEMENTS</b>	-	3,193.11	-	-	3,193.11	3,987.39	77,806,106.98	-	-	-	-	11,493,105.37	66,214,075.38	-	98,926.23	77,806,106.98	
<b>GRAND TOTAL</b>	-	364,801.19	-	-	364,801.19	36,538,168.73	286,768,653.21	-	-	-	-	128,486,850.49	134,815,117.02	200.00	23,466,485.70	286,768,653.21	


Certified Correct:

  
**MARIA CELESTE D.L. BALANZA**  
 Accounting Division  
 Officer-in-Charge

Recommending Approval:

  
**SOCRATES L. RAMORES**  
 Assistant National Statistician  
 Finance and Administrative Services

Approved by:

  
**CLAIRE DENNIS S. MAPA, Ph. D.**  
 Undersecretary  
 National Statistician and Civil Registrar General