



In following-up, pls. cite DMS ref #
2022-BA-0044047-E

REPUBLIC OF THE PHILIPPINES
DEPARTMENT OF BUDGET AND MANAGEMENT
GENERAL SOLANO STREET, SAN MIGUEL, MANILA

ACKNOWLEDGEMENT RECEIPT

The **DEPARTMENT OF BUDGET AND MANAGEMENT** hereby acknowledges the receipt of your letter/request which has been uploaded to the DBM-Document Management System and routed to the appropriate office/s with the following information:

Sender: Central Office Accounting - (adcentraloffice2021@gmail.com)

Document Title: PSA-FAR 4 and 5 for the month of March 2022

Document Reference No: 2022-BA-0044047-E

Date and Time Uploaded: Saturday, April 9, 2022 3:32:56 PM

Uploaded By: CRD RECEIVING ()

Routed To: BMB-A Christine P. Santos


CC:

Total no of pages received: 1 copy and 10 pages

The determination of the completeness of the documentary requirements submitted, if any, is subject to the evaluation of the technical person in charge.


This receipt is system generated and does not require signature.

Received by:



DOCUMENT
MANAGEMENT
SYSTEM

MONTHLY REPORT OF DISBURSEMENTS
For the month of March 2022



Department : National Economic and Development Authority (NEDA)
 Agency : Philippine Statistics Authority
 Operating Unit : Central Office
 Organization Code (UACS) : 24 008 0100000
 Fund Cluster : 01 - Regular Agency Fund

Particulars (1)	CURRENT YEAR'S BUDGET					PRIOR YEAR'S BUDGET				
	PS	MOOE	FinEx	CO	TOTAL	PRIOR YEAR'S ACCOUNTS PAYABLE				
	(2)	(3)	(4)	(5)	6=(2+3+4+5)	PS	MOOE	FinEx	CO	Sub-Total
						(7)	(8)	(9)	(10)	11=(7+8+9+10)
CASH DISBURSEMENTS	48,293,127.94	63,092,039.53	-	-	111,385,167.47	-	7,947,376.18	-	93,384,621.48	101,331,997.66
Notice of Cash Allocations	48,293,127.94	63,092,039.53	-	-	111,385,167.47	-	7,947,376.18	-	93,384,621.48	101,331,997.66
MDS Checks Issued	4,444,770.13	29,285,228.07			33,729,998.20				58,248,914.33	58,248,914.33
Advice to Debit Account	43,848,357.81	33,806,811.46			77,655,169.27	-	7,947,376.18	-	35,135,707.15	43,083,083.33
Notice of Transfer Allocations (NTA)					-					-
MDS Checks Issued					-					-
Advice to Debit Account					-					-
Working Fund for FAPS					-					-
Cash Disbursement Ceiling (CDC)					-					-
TOTAL CASH DISBURSEMENTS	48,293,127.94	63,092,039.53	-	-	111,385,167.47	-	7,947,376.18	-	93,384,621.48	101,331,997.66
NON-CASH DISBURSEMENTS	3,755,961.84	5,282,931.60	-	-	9,018,893.44	-	-	-	-	-
Tax Remittance Advices Issued (TRA)	3,755,961.84	5,282,931.60			9,018,893.44					
Non-Cash Availment Authority (NCAA)					-					-
Disbursements effected through outright deductions from claims					-					-
Overpayment of expenses					-					-
Restitution for loss of government property					-					-
Liquidated damages and similar claims					-					-
Others (TEF,BTr-Documentary Stamp Tax, etc.)					-					-
TOTAL NON-CASH DISBURSEMENTS	3,755,961.84	5,282,931.60	-	-	9,018,893.44	-	-	-	-	-
GRAND TOTAL	52,049,089.78	68,354,971.13	-	-	120,404,060.91	-	7,947,376.18	-	93,384,621.48	101,331,997.66

SUMMARY


Particulars (1)	Previous Report (2)	Current Month (3)	As of Date (4)
Total Disbursement Authorities Received	921,381,053.22	422,977,893.44	1,344,358,946.66
NCA	866,972,000.00	413,959,000.00	1,280,931,000.00
NTA	-	-	-
Working Fund	-	-	-
TRA	54,409,053.22	9,018,893.44	63,427,946.66
CDC	-	-	-
NCAA	-	-	-
Less: Notice of Transfer Allocation (NTA) issued*	493,285,440.79	382,322,447.75	875,607,888.54
Total Disbursements Authorities Available	428,095,612.43	40,655,445.69	468,751,058.12
Less:			
Lapsed NCA	-	50.07	50.07
Disbursements	247,014,949.48	221,736,058.57	468,751,008.05
Less: Other Non-Cash Disbursements	-	-	-
Disbursements effected through outright deductions from claims	-	-	-
Others (TEF,BTr-Documentary Stamp Tax, etc.)	-	-	-
Add/Less: Adjustments (e.g. cancelled/staled checks)	-	-	-
Balance of Disbursements Authorities to date	181,080,662.95	(181,080,662.95)	-
Total Disbursements Program	428,095,612.43	40,655,445.69	468,751,058.12
Less: Actual Disbursements	247,014,949.48	221,736,058.57	468,751,008.05
(Over)/Under spending	181,080,662.95	(181,080,612.88)	50.07

[Handwritten Signature]
DBM COPY *[Handwritten Initials]*


Department : National Economic and Development Authority (NEDA)
 Agency : Philippine Statistics Authority
 Operating Unit : Central Office
 Organization Code (UACS) : 24 008 0100000
 Fund Cluster : 01 - Regular Agency Fund

Particulars (1)	PRIOR YEAR'S BUDGET					TOTAL 17=(11+16)	SUB-TOTAL 18=(6+17)	TRUST LIABILITIES				GRAND TOTAL					Remarks (28)				
	CURRENT YEARS ACCOUNTS PAYABLE							PS (12)	MOOE (13)	CO (14)	TOTAL (15)	PS (19)	MOOE (20)	CO (21)	TOTAL (18+20+21)	PS (23)		MOOE (24)	FinEx (25)	CO (26)	TOTAL 27=(23+24+25+26)
	PS	MOOE	FinEx	CO	Sub-Total (12+13+14+15)																
CASH DISBURSEMENTS	-	-	-	-	-	101,331,997.66	212,717,165.13	-	-	-	-	-	48,293,127.94	71,039,415.71	-	-	93,384,621.48	212,717,165.13			
Notice of Cash Allocations	-	-	-	-	-	101,331,997.66	212,717,165.13	-	-	-	-	-	48,293,127.94	71,039,415.71	-	-	93,384,621.48	212,717,165.13			
MDS Checks Issued	-	-	-	-	-	58,248,914.33	91,978,912.53	-	-	-	-	-	4,444,770.13	29,285,228.07	-	-	58,248,914.33	91,978,912.53			
Advice to Debit Account	-	-	-	-	-	43,083,083.33	120,738,252.80	-	-	-	-	-	43,848,357.81	41,754,187.64	-	-	35,135,707.15	120,738,252.80			
Notice of Transfer Allocations (NTA)	-	-	-	-	-	-	-	-	-	-	-	-	-	-	-	-	-	-			
MDS Checks Issued	-	-	-	-	-	-	-	-	-	-	-	-	-	-	-	-	-	-			
Advice to Debit Account	-	-	-	-	-	-	-	-	-	-	-	-	-	-	-	-	-	-			
Working Fund for FAPS	-	-	-	-	-	-	-	-	-	-	-	-	-	-	-	-	-	-			
Cash Disbursement Ceiling (CDC)	-	-	-	-	-	-	-	-	-	-	-	-	-	-	-	-	-	-			
TOTAL CASH DISBURSEMENTS	-	-	-	-	-	101,331,997.66	212,717,165.13	-	-	-	-	-	48,293,127.94	71,039,415.71	-	-	93,384,621.48	212,717,165.13			
NON-CASH DISBURSEMENTS	-	-	-	-	-	-	9,018,893.44	-	-	-	-	-	3,755,961.84	5,262,931.60	-	-	-	9,018,893.44			
Tax Remittance Advices Issued (TRA)	-	-	-	-	-	-	9,018,893.44	-	-	-	-	-	3,755,961.84	5,262,931.60	-	-	-	9,018,893.44			
Non-Cash Availment Authority (NCAA)	-	-	-	-	-	-	-	-	-	-	-	-	-	-	-	-	-	-			
Disbursements effected through outright deductions from claims	-	-	-	-	-	-	-	-	-	-	-	-	-	-	-	-	-	-			
Overpayment of expenses	-	-	-	-	-	-	-	-	-	-	-	-	-	-	-	-	-	-			
Restitution for loss of government property	-	-	-	-	-	-	-	-	-	-	-	-	-	-	-	-	-	-			
Liquidated damages and similar claims	-	-	-	-	-	-	-	-	-	-	-	-	-	-	-	-	-	-			
Others (TEF, BTR-Documentary Stamp Tax, etc.)	-	-	-	-	-	-	-	-	-	-	-	-	-	-	-	-	-	-			
TOTAL NON-CASH DISBURSEMENTS	-	-	-	-	-	-	9,018,893.44	-	-	-	-	-	3,755,961.84	5,262,931.60	-	-	-	9,018,893.44			
GRAND TOTAL	-	-	-	-	-	101,331,997.66	221,736,058.57	-	-	-	-	-	52,049,089.78	76,302,347.31	-	-	93,384,621.48	221,736,058.57			


Certified Correct:


 MARIA CELESTE D.L. BALANZA
 Accounting Division
 Officer-in-Charge


Recommending Approval:


 SOCRATES L. RAMORES
 Assistant National Statistician
 Finance and Administrative Services

Approved by:


 CLAIRE DENNIS S. MAPA, Ph.D.
 Undersecretary
 National Statistician and Civil Registrar General

MONTHLY REPORT OF DISBURSEMENTS
For the month of March 2022



Department : National Economic and Development Authority (NEDA)
 Agency : Philippine Statistics Authority
 Operating Unit : Central Office
 Organization Code (UACS) : 24 008 0100000
 Fund Cluster : 07 - Trust Fund

Particulars (1)	CURRENT YEAR'S BUDGET					PRIOR YEAR'S BUDGET				
	PS	MOOE	FinEx	CO	TOTAL	PRIOR YEAR'S ACCOUNTS PAYABLE				
	(2)	(3)	(4)	(5)	6=(2+3+4+5)	PS	MOOE	FinEx	CO	Sub-Total
						(7)	(8)	(9)	(10)	11=(7+8+9+10)
CASH DISBURSEMENTS	-	18,576,520.85	-	-	18,576,520.85	-	-	-	-	-
Notice of Cash Allocations	-	18,576,520.85	-	-	18,576,520.85	-	-	-	-	-
MDS Checks Issued	-	-	-	-	-	-	-	-	-	-
Advice to Debit Account	-	18,576,520.85	-	-	18,576,520.85	-	-	-	-	-
Notice of Transfer Allocations (NTA)	-	-	-	-	-	-	-	-	-	-
MDS Checks Issued	-	-	-	-	-	-	-	-	-	-
Advice to Debit Account	-	-	-	-	-	-	-	-	-	-
Working Fund for FAPS	-	-	-	-	-	-	-	-	-	-
Cash Disbursement Ceiling (CDC)	-	-	-	-	-	-	-	-	-	-
TOTAL CASH DISBURSEMENTS	-	18,576,520.85	-	-	18,576,520.85	-	-	-	-	-
NON-CASH DISBURSEMENTS	-	-	-	-	-	-	-	-	-	-
Tax Remittance Advices Issued (TRA)	-	-	-	-	-	-	-	-	-	-
Non-Cash Availment Authority (NCAA)	-	-	-	-	-	-	-	-	-	-
Disbursements effected through outright deductions from claims	-	-	-	-	-	-	-	-	-	-
Overpayment of expenses	-	-	-	-	-	-	-	-	-	-
Restitution for loss of government property	-	-	-	-	-	-	-	-	-	-
Liquidated damages and similar claims	-	-	-	-	-	-	-	-	-	-
Others (TEF,BTr-Documentary Stamp Tax, etc.)	-	-	-	-	-	-	-	-	-	-
TOTAL NON-CASH DISBURSEMENTS	-	-	-	-	-	-	-	-	-	-
GRAND TOTAL	-	18,576,520.85	-	-	18,576,520.85	-	-	-	-	-

SUMMARY

Particulars (1)	Previous Report (2)	Current Month (3)	As of Date (4)
Total Disbursement Authorities Received	35,000,000.00	-	35,000,000.00
NCA	35,000,000.00	-	35,000,000.00
NTA	-	-	-
Working Fund	-	-	-
TRA	-	-	-
CDC	-	-	-
NCAA	-	-	-
Less: Notice of Transfer Allocation (NTA) issued*	-	-	-
Total Disbursements Authorities Available	35,000,000.00	-	35,000,000.00
Less:	-	-	-
Lapsed NCA	-	-	-
Disbursements	676,941.50	18,576,520.85	19,253,462.35
Less: Other Non-Cash Disbursements	-	-	-
Disbursements effected through outright deductions from claims	-	-	-
Others (TEF,BTr-Documentary Stamp Tax, etc.)	-	-	-
Add/Less: Adjustments (e.g. cancelled/staled checks)	-	-	-
Balance of Disbursements Authorities to date	34,323,058.50	(18,576,520.85)	15,746,537.65
Total Disbursements Program	35,000,000.00	-	35,000,000.00
Less: Actual Disbursements	676,941.50	18,576,520.85	19,253,462.35
(Over)/Under spending	34,323,058.50	(18,576,520.85)	15,746,537.65


Department : National Economic and Development Authority (NEDA)
 Agency : Philippine Statistics Authority
 Operating Unit : Central Office
 Organization Code (UACS) : 24 008 0100000
 Fund Cluster : 07 - Trust Fund

Particulars	PRIOR YEAR'S BUDGET						SUB-TOTAL	TRUST LIABILITIES				GRAND TOTAL					Remarks	
	CURRENT YEARS ACCOUNTS PAYABLE					TOTAL		PS	MOOE	CO	TOTAL	PS	MOOE	FinEx	CO	TOTAL		
	PS	MOOE	FinEx	CO	Sub-Total													(19)
(1)	(12)	(13)	(14)	(15)	=(12+13+14+15)	17=(11+16)	18=(6+17)	(19)	(20)	(21)	=(19+20+21)	(23)	(24)	(25)	(26)	27=(23+24+25+26)	(28)	
CASH DISBURSEMENTS	-	-	-	-	-	-	18,576,520.85	-	-	-	-	-	18,576,520.85	-	-	-	18,576,520.85	
Notice of Cash Allocations	-	-	-	-	-	-	18,576,520.85	-	-	-	-	-	18,576,520.85	-	-	-	18,576,520.85	
MDS Checks Issued	-	-	-	-	-	-	-	-	-	-	-	-	-	-	-	-	-	
Advice to Debit Account	-	-	-	-	-	-	18,576,520.85	-	-	-	-	-	18,576,520.85	-	-	-	18,576,520.85	
Notice of Transfer Allocations (NTA)	-	-	-	-	-	-	-	-	-	-	-	-	-	-	-	-	-	
MDS Checks Issued	-	-	-	-	-	-	-	-	-	-	-	-	-	-	-	-	-	
Advice to Debit Account	-	-	-	-	-	-	-	-	-	-	-	-	-	-	-	-	-	
Working Fund for FAPS	-	-	-	-	-	-	-	-	-	-	-	-	-	-	-	-	-	
Cash Disbursement Ceiling (CDC)	-	-	-	-	-	-	-	-	-	-	-	-	-	-	-	-	-	
TOTAL CASH DISBURSEMENTS	-	-	-	-	-	-	18,576,520.85	-	-	-	-	-	18,576,520.85	-	-	-	18,576,520.85	
NON-CASH DISBURSEMENTS	-	-	-	-	-	-	-	-	-	-	-	-	-	-	-	-	-	
Tax Remittance Advices Issued (TRA)	-	-	-	-	-	-	-	-	-	-	-	-	-	-	-	-	-	
Non-Cash Availment Authority (NCAA)	-	-	-	-	-	-	-	-	-	-	-	-	-	-	-	-	-	
Disbursements effected through outright deductions from claims	-	-	-	-	-	-	-	-	-	-	-	-	-	-	-	-	-	
Overpayment of expenses	-	-	-	-	-	-	-	-	-	-	-	-	-	-	-	-	-	
Restitution for loss of government property	-	-	-	-	-	-	-	-	-	-	-	-	-	-	-	-	-	
Liquidated damages and similar claims	-	-	-	-	-	-	-	-	-	-	-	-	-	-	-	-	-	
Others (TEF,BTr-Documentary Stamp Tax, etc.)	-	-	-	-	-	-	-	-	-	-	-	-	-	-	-	-	-	
TOTAL NON-CASH DISBURSEMENTS	-	-	-	-	-	-	-	-	-	-	-	-	-	-	-	-	-	
GRAND TOTAL	-	-	-	-	-	-	18,576,520.85	-	-	-	-	-	18,576,520.85	-	-	-	18,576,520.85	


Certified Correct:


MARIA CELESTE D.L. BALANZA
 Accounting Division
 Officer-in-Charge


Recommending Approval:


SOCRATES L. RAMORES
 Assistant National Statistician
 Finance and Administrative Services

Approved by:


CLAIRE DENNIS S. MAPA, Ph.D.
 Undersecretary
 National Statistician and Civil Registrar General

MONTHLY REPORT OF DISBURSEMENTS
For the month of March 2022



FAR no. 4

Department : National Economic and Development Authority (NEDA)
Agency : Philippine Statistics Authority
Operating Unit : Consolidated Regional Statistical Services Office
Organization Code (UACS) : 24 008 0100000
Fund Cluster : 01 - Regular Agency Fund

Particulars (1)	CURRENT YEAR'S BUDGET					PRIOR YEAR'S BUDGET				
	PS (2)	MOOE (3)	FinEx (4)	CO (5)	TOTAL 6=(2+3+4+5)	PRIOR YEAR'S ACCOUNTS PAYABLE				Sub-Total 11=(7+8+9+10)
						PS (7)	MOOE (8)	FinEx (9)	CO (10)	
CASH DISBURSEMENTS	89,874,826.11	498,667,598.11	-	-	588,542,424.22	-	1,098,260.40	-	-	1,098,260.40
Notice of Cash Allocations	87,688,971.19	490,020,001.13	-	-	577,708,972.32	-	-	-	-	-
MDS Checks Issued	14,616,164.70	69,744,845.98	-	-	84,361,010.68	-	-	-	-	-
Advice to Debit Account	73,072,806.49	420,275,155.15	-	-	493,347,961.64	-	-	-	-	-
Notice of Transfer Allocations (NTA)	2,185,854.92	8,647,596.98	-	-	10,833,451.90	-	1,098,260.40	-	-	1,098,260.40
MDS Checks Issued	910,349.25	1,702,291.02	-	-	2,612,640.27	-	1,098,260.40	-	-	1,098,260.40
Advice to Debit Account	1,275,505.67	6,945,305.96	-	-	8,220,811.63	-	-	-	-	-
Working Fund for FAPS	-	-	-	-	-	-	-	-	-	-
Cash Disbursement Ceiling (CDC)	-	-	-	-	-	-	-	-	-	-
TOTAL CASH DISBURSEMENTS	89,874,826.11	498,667,598.11	-	-	588,542,424.22	-	1,098,260.40	-	-	1,098,260.40
NON-CASH DISBURSEMENTS	5,184,918.97	7,286,787.93	-	-	12,471,706.90	-	68,411.60	-	-	68,411.60
Tax Remittance Advices Issued (TRA)	5,184,918.97	7,286,787.93	-	-	12,471,706.90	-	68,411.60	-	-	68,411.60
Non-Cash Availment Authority (NCAA)	-	-	-	-	-	-	-	-	-	-
Disbursements effected through outright deductions from claims	-	-	-	-	-	-	-	-	-	-
Overpayment of expenses	-	-	-	-	-	-	-	-	-	-
Restitution for loss of government property	-	-	-	-	-	-	-	-	-	-
Liquidated damages and similar claims	-	-	-	-	-	-	-	-	-	-
Others (TEF,BTr-Documentary Stamp Tax, etc.)	-	-	-	-	-	-	-	-	-	-
TOTAL NON-CASH DISBURSEMENTS	5,184,918.97	7,286,787.93	-	-	12,471,706.90	-	68,411.60	-	-	68,411.60
GRAND TOTAL	95,059,745.08	505,954,386.04	-	-	601,014,131.12	-	1,166,672.00	-	-	1,166,672.00

SUMMARY

Particulars (1)	Previous Report (2)	Current Month (3)	As of Date (4)
Total Disbursement Authorities Received	828,720,577.11	534,886,038.18	1,363,606,615.29
NCA	271,915,000.00	119,940,000.00	391,855,000.00
NTA	520,500,982.78	402,395,776.52	922,896,759.30
Working Fund	-	-	-
TRA	36,304,594.33	12,550,261.66	48,854,855.99
CDC	-	-	-
NCAA	-	-	-
Less: Notice of Transfer Allocation (NTA) issued*	27,215,541.99	20,073,328.77	47,288,870.76
Total Disbursements Authorities Available	801,505,035.12	514,812,709.41	1,316,317,744.53
Less:	-	-	-
Lapsed NCA	-	29,326.48	29,326.48
Disbursements	696,265,210.53	603,729,050.66	1,299,994,261.19
Less: Other Non-Cash Disbursements	-	-	-
Disbursements effected through outright deductions from claims	-	-	-
Overpayment of expenses	-	-	-
Restitution for loss of government property	-	-	-
Liquidated damages and similar claims	-	-	-
Others (TEF,BTr-Documentary Stamp Tax, etc.)	-	-	-
Add/Less: Adjustments (e.g. cancelled/staled checks)	-	9,719.40	9,719.40
Balance of Disbursements Authorities to date	105,239,824.59	(88,935,948.33)	16,303,876.26
Total Disbursements Program	801,505,035.12	514,822,428.81	1,316,327,463.93
Less: Actual Disbursements	696,265,210.53	603,729,050.66	1,299,994,261.19
(Over)/Under spending	105,239,824.59	(88,906,621.85)	16,333,202.74

[Signature]
DBM COPY


Department : National Economic and Development Authority (NEDA)
 Agency : Philippine Statistics Authority
 Operating Unit : Consolidated Regional Statistical Services Office
 Organization Code (UACS) : 24 000 0100000
 Fund Cluster : 01 - Regular Agency Fund

Particulars (1)	PRIOR YEAR'S BUDGET						SUB-TOTAL 18=(6+17)	TRUST LIABILITIES				GRAND TOTAL					Remarks (28)
	CURRENT YEARS ACCOUNTS PAYABLE					TOTAL 17=(11+16)		PS (19)	MOOE (20)	CO (21)	TOTAL 2=(19+20+21)	PS (23)	MOOE (24)	FinEx (25)	CO (26)	TOTAL 27=(23+24+25+26)	
	PS (12)	MOOE (13)	FinEx (14)	CO (15)	Sub-Total 6=(12+13+14+15)												
CASH DISBURSEMENTS	-	1,538,104.38	-	-	1,538,104.38	2,636,364.78	591,178,789.00	-	-	-	-	89,874,826.11	501,303,962.89	-	-	591,178,789.00	
Notice of Cash Allocations	-	1,299,017.55	-	-	1,299,017.55	1,299,017.55	579,007,989.87	-	-	-	-	87,688,971.19	491,319,018.68	-	-	579,007,989.87	
MDS Checks Issued	-	46,311.00	-	-	46,311.00	46,311.00	84,407,321.68	-	-	-	-	14,616,164.70	69,791,156.98	-	-	84,407,321.68	
Advice to Debit Account	-	1,252,706.55	-	-	1,252,706.55	1,252,706.55	494,600,668.19	-	-	-	-	73,072,806.49	421,527,861.70	-	-	494,600,668.19	
Notice of Transfer Allocations (NTA)	-	239,086.83	-	-	239,086.83	1,337,347.23	12,170,799.13	-	-	-	-	2,185,654.92	9,984,944.21	-	-	12,170,799.13	
MDS Checks Issued	-	130,101.28	-	-	130,101.28	1,228,361.68	3,841,001.95	-	-	-	-	910,349.25	2,930,652.70	-	-	3,841,001.95	
Advice to Debit Account	-	108,985.55	-	-	108,985.55	108,985.55	8,329,797.18	-	-	-	-	1,275,505.67	7,054,291.51	-	-	8,329,797.18	
Working Fund for FAPS	-	-	-	-	-	-	-	-	-	-	-	-	-	-	-	-	
Cash Disbursement Ceiling (CDC)	-	-	-	-	-	-	-	-	-	-	-	-	-	-	-	-	
TOTAL CASH DISBURSEMENTS	-	1,538,104.38	-	-	1,538,104.38	2,636,364.78	591,178,789.00	-	-	-	-	89,874,826.11	501,303,962.89	-	-	591,178,789.00	
NON-CASH DISBURSEMENTS	-	10,143.16	-	-	10,143.16	78,554.76	12,550,261.66	-	-	-	-	5,184,918.97	7,365,342.69	-	-	12,550,261.66	
Tax Remittance Advices Issued (TRA)	-	10,143.16	-	-	10,143.16	78,554.76	12,550,261.66	-	-	-	-	5,184,918.97	7,365,342.69	-	-	12,550,261.66	
Non-Cash Availment Authority (NCAA)	-	-	-	-	-	-	-	-	-	-	-	-	-	-	-	-	
Disbursements effected through outright deductions from claims	-	-	-	-	-	-	-	-	-	-	-	-	-	-	-	-	
Overpayment of expenses	-	-	-	-	-	-	-	-	-	-	-	-	-	-	-	-	
Restitution for loss of government property	-	-	-	-	-	-	-	-	-	-	-	-	-	-	-	-	
Liquidated damages and similar claims	-	-	-	-	-	-	-	-	-	-	-	-	-	-	-	-	
Others (TEF,BTr-Documentary Stamp Tax, etc.)	-	-	-	-	-	-	-	-	-	-	-	-	-	-	-	-	
TOTAL NON-CASH DISBURSEMENTS	-	10,143.16	-	-	10,143.16	78,554.76	12,550,261.66	-	-	-	-	5,184,918.97	7,365,342.69	-	-	12,550,261.66	
GRAND TOTAL	-	1,548,247.54	-	-	1,548,247.54	2,714,919.54	603,729,050.66	-	-	-	-	95,059,745.08	508,669,305.58	-	-	603,729,050.66	


Certified Correct:


 MARIA CELESTE D.L. BALANZA
 Accounting Division
 Officer-in-Charge

Recommending Approval:


 SOCRATES L. RAMORES
 Assistant National Statistician
 Finance and Administrative Services


Approved by:


 CLAIRE DENNIS S. MAPA, Ph.D.
 Undersecretary
 National Statistician and Civil Registrar General

MONTHLY REPORT OF DISBURSEMENTS
For the month of March 2022

FAR no. 4

Department : National Economic and Development Authority (NEDA)
Agency : Philippine Statistics Authority
Operating Unit : All
Organization Code (UACS) : 24 008 0100000
Fund Cluster : 01 - Regular Agency Fund



Particulars (1)	CURRENT YEAR'S BUDGET					PRIOR YEAR'S BUDGET				
	PS (2)	MOOE (3)	FinEx (4)	CO (5)	TOTAL 6=(2+3+4+5)	PRIOR YEAR'S ACCOUNTS PAYABLE				
						PS (7)	MOOE (8)	FinEx (9)	CO (10)	Sub-Total 11=(7+8+9+10)
CASH DISBURSEMENTS	138,167,954.05	561,759,637.64	-	-	699,927,591.69	-	9,045,636.58	-	93,384,621.48	102,430,258.08
Notice of Cash Allocations	135,982,099.13	553,112,040.66	-	-	689,094,139.79	-	7,947,376.18	-	93,384,621.48	101,331,997.66
MDS Checks Issued	19,060,934.83	99,030,074.05	-	-	118,091,008.88	-	-	-	58,248,914.33	58,248,914.33
Advice to Debit Account	116,921,164.30	454,081,966.81	-	-	571,003,130.91	-	7,947,376.18	-	35,135,707.15	43,083,083.33
Notice of Transfer Allocations (NTA)	2,185,854.92	8,647,596.98	-	-	10,833,451.90	-	1,098,260.40	-	-	1,098,260.40
MDS Checks Issued	910,349.25	1,702,291.02	-	-	2,612,640.27	-	1,098,260.40	-	-	1,098,260.40
Advice to Debit Account	1,275,505.67	6,945,305.96	-	-	8,220,811.63	-	-	-	-	-
Working Fund for FAPS	-	-	-	-	-	-	-	-	-	-
Cash Disbursement Ceiling (CDC)	-	-	-	-	-	-	-	-	-	-
TOTAL CASH DISBURSEMENTS	138,167,954.05	561,759,637.64	-	-	699,927,591.69	-	9,045,636.58	-	93,384,621.48	102,430,258.08
NON-CASH DISBURSEMENTS	8,940,880.81	12,549,719.53	-	-	21,490,600.34	-	68,411.60	-	-	68,411.60
Tax Remittance Advices Issued (TRA)	8,940,880.81	12,549,719.53	-	-	21,490,600.34	-	68,411.60	-	-	68,411.60
Non-Cash Availment Authority (NCAA)	-	-	-	-	-	-	-	-	-	-
Disbursements effected through outright deductions from claims	-	-	-	-	-	-	-	-	-	-
Overpayment of expenses	-	-	-	-	-	-	-	-	-	-
Restitution for loss of government property	-	-	-	-	-	-	-	-	-	-
Liquidated damages and similar claims	-	-	-	-	-	-	-	-	-	-
Others (TEF, BTr-Documentary Stamp Tax, etc.)	-	-	-	-	-	-	-	-	-	-
TOTAL NON-CASH DISBURSEMENTS	8,940,880.81	12,549,719.53	-	-	21,490,600.34	-	68,411.60	-	-	68,411.60
GRAND TOTAL	147,108,834.86	574,309,357.17	-	-	721,418,192.03	-	9,114,048.18	-	93,384,621.48	102,498,669.68

SUMMARY

Particulars (1)	Previous Report (2)	Current Month (3)	As of Date (4)
Total Disbursement Authorities Received	1,750,101,630.33	957,863,931.62	2,707,965,561.95
NCA	1,138,887,000.00	533,899,000.00	1,672,786,000.00
NTA	520,500,982.78	402,395,776.52	922,896,759.30
Working Fund	-	-	-
TRA	90,713,647.55	21,569,155.10	112,282,802.65
CDC	-	-	-
NCAA	-	-	-
Less: Notice of Transfer Allocation (NTA) issued*	520,500,982.78	402,395,776.52	922,896,759.30
Total Disbursements Authorities Available	1,229,600,647.55	555,468,155.10	1,785,068,802.65
Less:	-	-	-
Lapsed NCA	-	29,376.55	29,376.55
Disbursements	943,280,160.01	825,465,109.23	1,768,745,269.24
Less: Other Non-Cash Disbursements	-	-	-
Disbursements effected through outright deductions from claims	-	-	-
Overpayment of expenses	-	-	-
Restitution for loss of government property	-	-	-
Liquidated damages and similar claims	-	-	-
Others (TEF, BTr-Documentary Stamp Tax, etc.)	-	-	-
Add/Less: Adjustments (e.g. cancelled/staled checks)	-	9,719.40	9,719.40
Balance of Disbursements Authorities to date	286,320,487.54	(270,016,611.28)	16,303,876.26
Total Disbursements Program	1,229,600,647.55	555,477,874.50	1,785,078,522.05
Less: Actual Disbursements	943,280,160.01	825,465,109.23	1,768,745,269.24
(Over)/Under spending	286,320,487.54	(269,987,234.73)	16,333,252.81

[Signature]
DBM COPY

Department : National Economic and Development Authority (NEDA)
 Agency : Philippine Statistics Authority
 Operating Unit : All
 Organization Code (UAOS) : 24 008 0100000
 Fund Cluster : 01 - Regular Agency Fund

Particulars (1)	PRIOR YEAR'S BUDGET						SUB-TOTAL 18=(6+17)	TRUST LIABILITIES				GRAND TOTAL					Remarks (28)
	CURRENT YEARS ACCOUNTS PAYABLE					TOTAL 17=(11+16)		PS (19)	MOOE (20)	CO (21)	TOTAL 2=(19+20+21)	PS (23)	MOOE (24)	FinEx (25)	CO (26)	TOTAL 27=(23+24+25+26)	
	PS (12)	MOOE (13)	FinEx (14)	CO (15)	Sub-Total 6=(12+13+14+15)												
CASH DISBURSEMENTS	-	1,538,104.38	-	-	1,538,104.38	103,968,362.44	803,895,954.13	-	-	-	-	138,167,954.05	572,343,378.60	-	93,384,621.48	803,895,954.13	
Notice of Cash Allocations	-	1,299,017.55	-	-	1,299,017.55	102,631,015.21	791,725,155.00	-	-	-	-	135,982,099.13	562,358,434.39	-	93,384,621.48	791,725,155.00	
MDS Checks Issued	-	46,311.00	-	-	46,311.00	58,295,225.33	176,386,234.21	-	-	-	-	19,060,934.83	99,076,385.05	-	58,248,814.33	176,386,234.21	
Advice to Debit Account	-	1,252,706.55	-	-	1,252,706.55	44,335,789.88	615,338,920.79	-	-	-	-	116,921,164.30	463,282,049.34	-	35,135,707.15	615,338,920.79	
Notice of Transfer Allocations (NTA)	-	239,086.83	-	-	239,086.83	1,337,347.23	12,170,799.13	-	-	-	-	2,185,854.92	9,984,944.21	-	-	12,170,799.13	
MDS Checks Issued	-	130,101.28	-	-	130,101.28	1,228,361.68	3,841,001.95	-	-	-	-	910,349.25	2,830,652.70	-	-	3,841,001.95	
Advice to Debit Account	-	108,985.55	-	-	108,985.55	108,985.55	8,329,797.18	-	-	-	-	1,275,505.67	7,054,291.51	-	-	8,329,797.18	
Working Fund for FAPS	-	-	-	-	-	-	-	-	-	-	-	-	-	-	-	-	
Cash Disbursement Ceiling (CDC)	-	-	-	-	-	-	-	-	-	-	-	-	-	-	-	-	
TOTAL CASH DISBURSEMENTS	-	1,538,104.38	-	-	1,538,104.38	103,968,362.44	803,895,954.13	-	-	-	-	138,167,954.05	572,343,378.60	-	93,384,621.48	803,895,954.13	
NON-CASH DISBURSEMENTS	-	10,143.16	-	-	10,143.16	78,554.76	21,569,155.10	-	-	-	-	8,940,880.81	12,628,274.29	-	-	21,569,155.10	
Tax Remittance Advices Issued (TRA)	-	10,143.16	-	-	10,143.16	78,554.76	21,569,155.10	-	-	-	-	8,940,880.81	12,628,274.29	-	-	21,569,155.10	
Non-Cash Availment Authority (NCAA)	-	-	-	-	-	-	-	-	-	-	-	-	-	-	-	-	
Disbursements effected through outright deductions from claims	-	-	-	-	-	-	-	-	-	-	-	-	-	-	-	-	
Overpayment of expenses	-	-	-	-	-	-	-	-	-	-	-	-	-	-	-	-	
Restitution for loss of government property	-	-	-	-	-	-	-	-	-	-	-	-	-	-	-	-	
Liquidated damages and similar claims	-	-	-	-	-	-	-	-	-	-	-	-	-	-	-	-	
Others (TEF, BTr-Documentary Stamp Tax, etc.)	-	-	-	-	-	-	-	-	-	-	-	-	-	-	-	-	
TOTAL NON-CASH DISBURSEMENTS	-	10,143.16	-	-	10,143.16	78,554.76	21,569,155.10	-	-	-	-	8,940,880.81	12,628,274.29	-	-	21,569,155.10	
GRAND TOTAL	-	1,548,247.54	-	-	1,548,247.54	104,046,917.20	825,465,109.23	-	-	-	-	147,108,834.86	584,971,652.89	-	93,384,621.48	825,465,109.23	


Certified Correct:


MARIA CELESTE D.L. BALANZA
 Accounting Division
 Officer-in-Charge

Recommending Approval:


SOCRATES L. RAMORES
 Assistant National Statistician
 Finance and Administrative Services

Approved by:


CLAIRE DENNIS S. MAPA, Ph.D.
 Undersecretary
 National Statistician and Civil Registrar General