

In following-up, pls. cite DMS ref #
2021-BA-0121229

REPUBLIC OF THE PHILIPPINES
DEPARTMENT OF BUDGET AND MANAGEMENT
GENERAL SALANCE FREED, SAN MIGUEL, MALABAL
ACKNOWLEDGEMENT RECEIPT

The DEPARTMENT OF BUDGET AND MANAGEMENT hereby acknowledges the receipt of your letter/request which has been uploaded to the DBM Document Management System and routed to the appropriate office/s with the following information:

Sender: A Budget Central Office, centralbudget@gmail.com - EMAIL

Document Title: RSA FAR 4 for the month of October 2021

Document Reference No: 2021-BA-0121229

Date and Time Uploaded: Wednesday, November 10, 2021 1:41:52 PM

Uploaded By: GODFREY RING


Route To: CMB-A Christopher Santos

Total no of pages received: 1 cover and 6 pages

The determination of the completeness of the documentary requirements submitted, if any, is subject to the evaluation of the technical person in charge.


This receipt is system-generated and does not require signature.

Received by:



DOCUMENT
MANAGEMENT
SYSTEM

MONTHLY REPORT OF DISBURSEMENTS
For the month of October 2021



FAR no .4

Department : National Economic and Development Authority (NEDA)
Agency : Philippine Statistics Authority
Operating Unit : Central Office
Organization Code (UACS) : 24 008 0100000
Fund Cluster : 01 - Regular Agency Fund

Particulars (1)	CURRENT YEAR'S BUDGET					PRIOR YEAR'S BUDGET				
	PS (2)	MOOE (3)	FinEx (4)	CO (5)	TOTAL 6=(2+3+4+5)	PRIOR YEAR'S ACCOUNTS PAYABLE				
						PS (7)	MOOE (8)	FinEx (9)	CO (10)	Sub-Total 11=(7+8+9+10)
CASH DISBURSEMENTS	36,627,924.16	32,829,851.11	-	66,250.00	69,524,025.27	-	502,509.38	-	-	502,509.38
Notice of Cash Allocations	36,627,924.16	32,829,851.11	-	66,250.00	69,524,025.27	-	502,509.38	-	-	502,509.38
MDS Checks Issued	1,929,589.57	1,486,231.08	-	-	3,415,820.65	-	-	-	-	-
Advice to Debit Account	34,698,334.59	31,343,620.03	-	66,250.00	66,108,204.62	-	502,509.38	-	-	502,509.38
Notice of Transfer Allocations (NTA)	-	-	-	-	-	-	-	-	-	-
PS Checks Issued	-	-	-	-	-	-	-	-	-	-
Advice to Debit Account	-	-	-	-	-	-	-	-	-	-
Working Fund for FAPS	-	-	-	-	-	-	-	-	-	-
Cash Disbursement Ceiling (CDC)	-	-	-	-	-	-	-	-	-	-
TOTAL CASH DISBURSEMENTS	36,627,924.16	32,829,851.11	-	66,250.00	69,524,025.27	-	502,509.38	-	-	502,509.38
NON-CASH DISBURSEMENTS	3,267,865.24	23,682,766.83	-	-	26,950,632.07	-	-	-	-	-
Tax Remittance Advices Issued (TRA)	3,267,865.24	23,682,766.83	-	-	26,950,632.07	-	-	-	-	-
Non-Cash Availment Authority (NCAA)	-	-	-	-	-	-	-	-	-	-
Disbursements effected through outright deductions from claims	-	-	-	-	-	-	-	-	-	-
Overpayment of expenses	-	-	-	-	-	-	-	-	-	-
Restitution for loss of government property	-	-	-	-	-	-	-	-	-	-
Liquidated damages and similar claims	-	-	-	-	-	-	-	-	-	-
Others (TEF,BTr-Documentary Stamp Tax, etc.)	-	-	-	-	-	-	-	-	-	-
TOTAL NON-CASH DISBURSEMENTS	3,267,865.24	23,682,766.83	-	-	26,950,632.07	-	-	-	-	-
GRAND TOTAL	39,895,789.40	56,512,617.94	-	66,250.00	96,474,657.34	-	502,509.38	-	-	502,509.38

SUMMARY

Particulars (1)	Previous Report (2)	Current Month (3)	As of Date (4)
Total Disbursement Authorities Received	5,788,478,916.23	1,327,805,832.07	7,116,284,548.30
NCA	5,626,850,000.00	1,300,855,000.00	6,927,705,000.00
NTA	-	-	-
Working Fund	-	-	-
TRA	161,628,916.23	26,950,832.07	188,579,548.30
CDC	-	-	-
NCAA	-	-	-
Less: Notice of Transfer Allocation (NTA) Issued*	3,453,880,762.88	70,927,282.81	3,524,808,045.69
Total Disbursements Authorities Available	2,334,598,153.35	1,256,878,349.26	3,591,476,502.61
Less:	-	-	-
Lapsed NCA	285,201,033.92	-	285,201,033.92
Disbursements	2,049,397,119.43	96,977,166.72	2,146,374,286.15
Less: Other Non-Cash Disbursements	-	-	-
Disbursements effected through outright deductions from claims	-	-	-
Others (TEF,BTr-Documentary Stamp Tax, etc.)	-	-	-
Add/Less: Adjustments (e.g. cancelled/staled checks)	-	-	-
Balance of Disbursements Authorities to date	-	1,159,901,182.54	1,159,901,182.54
Total Disbursements Program	2,334,598,153.35	1,256,878,349.26	3,591,476,502.61
Less: Actual Disbursements	2,049,397,119.43	96,977,166.72	2,146,374,286.15
(Over)/Under spending	285,201,033.92	1,159,901,182.54	1,445,102,216.46

WDM

JG

CMF


Department : National Economic and Development Authority (NEDA)
 Agency : Philippine Statistics Authority
 Operating Unit : Central Office
 Organization Code (UACB) : 24 008 0100000
 Fund Cluster : 01 - Regular Agency Fund

Particulars (1)	PRIOR YEAR'S BUDGET					SUB-TOTAL 18=(6+17)	TRUST LIABILITIES				GRAND TOTAL					Remarks (28)	
	CURRENT YEARS ACCOUNTS PAYABLE						TOTAL 17=(11+16)	PS (19)	MOOE (20)	CO (21)	TOTAL =(19+20+21)	PS (23)	MOOE (24)	FinEx (25)	CO (26)		TOTAL 27=(23+24+25+26)
	PS (12)	MOOE (13)	FinEx (14)	CO (15)	Sub-Total =(12+13+14+15)												
CASH DISBURSEMENTS	-	-	-	-	-	502,509.38	70,026,534.65	-	-	-	-	36,627,924.16	33,332,360.49	-	66,250.00	70,026,534.65	
Notice of Cash Allocations	-	-	-	-	-	502,509.38	70,026,534.65	-	-	-	-	36,627,924.16	33,332,360.49	-	66,250.00	70,026,534.65	
MDS Checks Issued	-	-	-	-	-	-	3,415,820.65	-	-	-	-	1,929,589.57	1,486,231.08	-	-	3,415,820.65	
Advice to Debit Account	-	-	-	-	-	502,509.38	66,610,714.00	-	-	-	-	34,698,334.59	31,846,129.41	-	66,250.00	66,610,714.00	
Notice of Transfer Allocations (NTA)	-	-	-	-	-	-	-	-	-	-	-	-	-	-	-	-	
MDS Checks Issued	-	-	-	-	-	-	-	-	-	-	-	-	-	-	-	-	
Advice to Debit Account	-	-	-	-	-	-	-	-	-	-	-	-	-	-	-	-	
Working Fund for FAPS	-	-	-	-	-	-	-	-	-	-	-	-	-	-	-	-	
Cash Disbursement Ceiling (CDC)	-	-	-	-	-	-	-	-	-	-	-	-	-	-	-	-	
TOTAL CASH DISBURSEMENTS	-	-	-	-	-	502,509.38	70,026,534.65	-	-	-	-	36,627,924.16	33,332,360.49	-	66,250.00	70,026,534.65	
NON-CASH DISBURSEMENTS	-	-	-	-	-	-	26,950,632.07	-	-	-	-	3,267,865.24	23,682,766.83	-	-	26,950,632.07	
Tax Remittance Advices Issued (TRA)	-	-	-	-	-	-	26,950,632.07	-	-	-	-	3,267,865.24	23,682,766.83	-	-	26,950,632.07	
Non-Cash Availment Authority (NCAA)	-	-	-	-	-	-	-	-	-	-	-	-	-	-	-	-	
Disbursements effected through outright deductions from claims	-	-	-	-	-	-	-	-	-	-	-	-	-	-	-	-	
Overpayment of expenses	-	-	-	-	-	-	-	-	-	-	-	-	-	-	-	-	
Restitution for loss of government property	-	-	-	-	-	-	-	-	-	-	-	-	-	-	-	-	
Liquidated damages and similar claims	-	-	-	-	-	-	-	-	-	-	-	-	-	-	-	-	
Others (TEF,BTr-Documentary Stamp Tax, etc.)	-	-	-	-	-	-	-	-	-	-	-	-	-	-	-	-	
TOTAL NON-CASH DISBURSEMENTS	-	-	-	-	-	-	26,950,632.07	-	-	-	-	3,267,865.24	23,682,766.83	-	-	26,950,632.07	
GRAND TOTAL	-	-	-	-	-	502,509.38	96,977,166.72	-	-	-	-	39,895,789.40	57,015,127.32	-	66,250.00	96,977,166.72	


Certified Correct:


MARIA CELESTE D.L. BALANZA
 Accounting Division
 Officer-in-Charge

Recommending Approval:


SOCRATES L. RAMORES
 Assistant National Statistician
 Finance and Administrative Services


Approved by:


CLAIRE DENNIS S. MAPA, Ph.D.
 Undersecretary
 National Statistician and Civil Registrar General

MONTHLY REPORT OF DISBURSEMENTS
For the month of October 2021

FAR no. 4

Department : National Economic and Development Authority (NEDA)
Agency : Philippine Statistics Authority
Operating Unit : Consolidated Regional Statistical Services Office
Organization Code (UACS) : 24 008 0100008
Fund Cluster : 01 - Regular Agency Fund



Particulars (1)	CURRENT YEAR'S BUDGET					PRIOR YEAR'S BUDGET				
	PS	MOOE	FinEx	CO	TOTAL	PRIOR YEAR'S ACCOUNTS PAYABLE				
	(2)	(3)	(4)	(5)	6=(2+3+4+5)	PS	MOOE	FinEx	CO	Sub-Total
						(7)	(8)	(9)	(10)	11=(7+8+9+10)
CASH DISBURSEMENTS	39,681,483.49	76,000,137.19	-	-	115,681,620.68	-	-	-	-	-
Notice of Cash Allocations	37,611,111.49	59,546,639.85	-	-	97,157,751.34	-	-	-	-	-
MDS Checks Issued	8,438,365.44	14,250,711.37	-	-	22,689,076.81	-	-	-	-	-
Advice to Debit Account	29,172,746.05	45,295,928.48	-	-	74,468,674.53	-	-	-	-	-
Notice of Transfer Allocations (NTA)	2,070,372.00	16,453,497.34	-	-	18,523,869.34	-	-	-	-	-
MDS Checks Issued	1,273,191.90	13,412,184.94	-	-	14,685,376.84	-	-	-	-	-
Advice to Debit Account	797,180.10	3,041,312.40	-	-	3,838,492.50	-	-	-	-	-
Working Fund for FAPS	-	-	-	-	-	-	-	-	-	-
Disbursement Ceiling (CDC)	-	-	-	-	-	-	-	-	-	-
TOTAL CASH DISBURSEMENTS	39,681,483.49	76,000,137.19	-	-	115,681,620.68	-	-	-	-	-
NON-CASH DISBURSEMENTS	5,233,258.17	8,318,887.44	-	-	13,552,145.61	-	-	-	-	-
Tax Remittance Advices Issued (TRA)	5,233,258.17	8,318,887.44	-	-	13,552,145.61	-	-	-	-	-
Non-Cash Availment Authority (NCAA)	-	-	-	-	-	-	-	-	-	-
Disbursements effected through outright deductions from claims	-	-	-	-	-	-	-	-	-	-
Overpayment of expenses	-	-	-	-	-	-	-	-	-	-
Restitution for loss of government property	-	-	-	-	-	-	-	-	-	-
Liquidated damages and similar claims	-	-	-	-	-	-	-	-	-	-
Others (TEF, BTr-Documentary Stamp Tax, etc.)	-	-	-	-	-	-	-	-	-	-
TOTAL NON-CASH DISBURSEMENTS	5,233,258.17	8,318,887.44	-	-	13,552,145.61	-	-	-	-	-
GRAND TOTAL	44,914,741.66	84,319,024.63	-	-	129,233,766.29	-	-	-	-	-

SUMMARY

Particulars (1)	Previous Report (2)	Current Month (3)	As of Date (4)
Total Disbursement Authorities Received	4,951,940,631.18	211,778,056.20	5,163,718,687.38
NCA	1,124,785,000.00	122,128,000.00	1,246,913,000.00
NTA	3,685,463,690.77	76,077,242.98	3,761,540,933.75
Working Fund	-	-	-
TRA	141,691,940.42	13,572,813.22	155,264,753.64
CDC	-	-	-
NCAA	-	-	-
Less: Notice of Transfer Allocation (NTA) issued*	231,582,927.89	5,149,960.17	236,732,888.06
Total Disbursements Authorities Available	4,720,357,703.29	206,628,096.03	4,926,985,799.32
Less:	-	-	-
Lapsed NCA	4,937,568.49	-	4,937,568.49
Disbursements	4,642,435,234.66	129,886,949.98	4,772,322,184.64
Less: Other Non-Cash Disbursements	-	-	-
Disbursements effected through outright deductions from claims	-	-	-
Overpayment of expenses	-	-	-
Restitution for loss of government property	-	-	-
Liquidated damages and similar claims	-	-	-
Others (TEF, BTr-Documentary Stamp Tax, etc.)	-	-	-
Add/Less: Adjustments (e.g. cancelled/staled checks)	203,369.10	(22,427.71)	180,941.39
Balance of Disbursements Authorities to date	73,188,269.25	76,718,718.34	149,906,987.59
Total Disbursements Program	4,720,561,072.39	206,605,668.32	4,927,166,740.71
Less: Actual Disbursements	4,642,435,234.66	129,886,949.98	4,772,322,184.64
(Over)/Under spending	78,125,837.74	76,718,718.34	154,844,556.08

WJm
SS
CAF

Department : National Economic and Development Authority (NEDA)
 Agency : Philippine Statistics Authority
 Operating Unit : Consolidated Regional Statistical Services Office
 Organization Code (UACS) : 24 008 0100000
 Fund Cluster : 01 - Regular Agency Fund

Particulars (1)	PRIOR YEAR'S BUDGET					TOTAL 17=(11+16)	SUB-TOTAL 18=(6+17)	TRUST LIABILITIES				GRAND TOTAL					Remarks (28)				
	CURRENT YEARS ACCOUNTS PAYABLE							PS (12)	MOOE (13)	CO (14)	TOTAL (15)	PS (19)	MOOE (20)	CO (21)	TOTAL (19+20+21)	PS (23)		MOOE (24)	FinEx (25)	CO (26)	TOTAL 27=(23+24+25+26)
	PS	MOOE	FinEx	CO	Sub-Total 6=(12+13+14+15)																
CASH DISBURSEMENTS	-	632,516.08	-	-	632,516.08	632,516.08	116,314,136.76	-	-	-	-	39,681,483.49	76,632,653.27	-	-	-	-	116,314,136.76			
Notice of Cash Allocations	-	334,942.74	-	-	334,942.74	334,942.74	97,492,694.08	-	-	-	-	37,611,111.49	59,881,582.59	-	-	-	-	97,492,694.08			
MDS Checks Issued	-	-	-	-	-	-	22,689,076.81	-	-	-	-	8,438,365.44	14,250,711.37	-	-	-	-	22,689,076.81			
Advice to Debit Account	-	334,942.74	-	-	334,942.74	334,942.74	74,803,617.27	-	-	-	-	29,172,746.05	45,630,871.22	-	-	-	-	74,803,617.27			
Notice of Transfer Allocations (NTA)	-	297,573.34	-	-	297,573.34	297,573.34	18,821,442.68	-	-	-	-	2,070,372.00	16,751,070.68	-	-	-	-	18,821,442.68			
MDS Checks Issued	-	277,243.67	-	-	277,243.67	277,243.67	14,962,620.51	-	-	-	-	1,273,191.90	13,689,428.61	-	-	-	-	14,962,620.51			
Advice to Debit Account	-	20,329.67	-	-	20,329.67	20,329.67	3,858,822.17	-	-	-	-	797,180.10	3,061,642.07	-	-	-	-	3,858,822.17			
Working Fund for FAPS	-	-	-	-	-	-	-	-	-	-	-	-	-	-	-	-	-	-			
Disbursement Ceiling (CDC)	-	-	-	-	-	-	-	-	-	-	-	-	-	-	-	-	-	-			
TOTAL CASH DISBURSEMENTS	-	632,516.08	-	-	632,516.08	632,516.08	116,314,136.76	-	-	-	-	39,681,483.49	76,632,653.27	-	-	-	-	116,314,136.76			
NON-CASH DISBURSEMENTS	-	20,667.61	-	-	20,667.61	20,667.61	13,572,813.22	-	-	-	-	5,233,258.17	8,339,555.05	-	-	-	-	13,572,813.22			
Tax Remittance Advices Issued (TRA)	-	20,667.61	-	-	20,667.61	20,667.61	13,572,813.22	-	-	-	-	5,233,258.17	8,339,555.05	-	-	-	-	13,572,813.22			
Non-Cash Availment Authority (NCAA)	-	-	-	-	-	-	-	-	-	-	-	-	-	-	-	-	-	-			
Disbursements effected through outright deductions from claims	-	-	-	-	-	-	-	-	-	-	-	-	-	-	-	-	-	-			
Overpayment of expenses	-	-	-	-	-	-	-	-	-	-	-	-	-	-	-	-	-	-			
Restitution for loss of government property	-	-	-	-	-	-	-	-	-	-	-	-	-	-	-	-	-	-			
Liquidated damages and similar claims	-	-	-	-	-	-	-	-	-	-	-	-	-	-	-	-	-	-			
Others (TEF, BTr-Documetary Stamp Tax, etc.)	-	-	-	-	-	-	-	-	-	-	-	-	-	-	-	-	-	-			
TOTAL NON-CASH DISBURSEMENTS	-	20,667.61	-	-	20,667.61	20,667.61	13,572,813.22	-	-	-	-	5,233,258.17	8,339,555.05	-	-	-	-	13,572,813.22			
GRAND TOTAL	-	653,183.69	-	-	653,183.69	653,183.69	129,886,949.98	-	-	-	-	44,914,741.66	84,972,208.32	-	-	-	-	129,886,949.98			


Certified Correct:


MARIA CELESTE D.L. BALANZA
 Accounting Division
 Officer-in-Charge

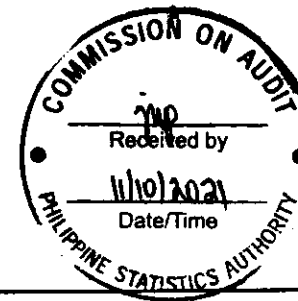
Recommending Approval:


SOCRATES L. RAMORES
 Assistant National Statistician
 Finance and Administrative Services

Approved by:


CLAIRE DENNIS S. MAPA, Ph.D.
 Undersecretary
 National Statistician and Civil Registrar General

MONTHLY REPORT OF DISBURSEMENTS
For the month of October 2021



Department : National Economic and Development Authority (NEDA)
Agency : Philippine Statistics Authority
Operating Unit : All
Organization Code (UACS) : 24 000 0100000
Fund Cluster : 01 - Regular Agency Fund

Particulars (1)	CURRENT YEAR'S BUDGET					PRIOR YEAR'S BUDGET				
	PS (2)	MOOE (3)	FinEx (4)	CO (5)	TOTAL 6=(2+3+4+5)	PRIOR YEAR'S ACCOUNTS PAYABLE				Sub-Total 11=(7+8+9+10)
						PS (7)	MOOE (8)	FinEx (9)	CO (10)	
CASH DISBURSEMENTS	76,309,407.65	108,829,988.30	-	66,250.00	185,205,645.95	-	502,509.38	-	-	502,509.38
Notice of Cash Allocations	74,239,035.65	92,376,490.96	-	66,250.00	166,681,776.61	-	502,509.38	-	-	502,509.38
MDS Checks Issued	10,367,955.01	15,796,942.45	-	-	26,104,897.46	-	-	-	-	-
Advice to Debit Account	63,871,080.64	76,639,548.51	-	66,250.00	140,576,879.15	-	502,509.38	-	-	502,509.38
Notice of Transfer Allocations (NTA)	2,070,372.00	16,453,497.34	-	-	18,523,869.34	-	-	-	-	-
MDS Checks Issued	1,273,191.90	13,412,184.94	-	-	14,685,376.84	-	-	-	-	-
Advice to Debit Account	797,180.10	3,041,312.40	-	-	3,838,492.50	-	-	-	-	-
Working Fund for FAPS	-	-	-	-	-	-	-	-	-	-
Disbursement Ceiling (CDC)	-	-	-	-	-	-	-	-	-	-
TOTAL CASH DISBURSEMENTS	76,309,407.65	108,829,988.30	-	66,250.00	185,205,645.95	-	502,509.38	-	-	502,509.38
NON-CASH DISBURSEMENTS	8,501,123.41	32,001,654.27	-	-	40,502,777.68	-	-	-	-	-
Tax Remittance Advices Issued (TRA)	8,501,123.41	32,001,654.27	-	-	40,502,777.68	-	-	-	-	-
Non-Cash Availment Authority (NCAA)	-	-	-	-	-	-	-	-	-	-
Disbursements effected through outright deductions from claims	-	-	-	-	-	-	-	-	-	-
Overpayment of expenses	-	-	-	-	-	-	-	-	-	-
Restitution for loss of government property	-	-	-	-	-	-	-	-	-	-
Liquidated damages and similar claims	-	-	-	-	-	-	-	-	-	-
Others (TEF,BTr-Documentary Stamp Tax, etc.)	-	-	-	-	-	-	-	-	-	-
TOTAL NON-CASH DISBURSEMENTS	8,501,123.41	32,001,654.27	-	-	40,502,777.68	-	-	-	-	-
GRAND TOTAL	84,810,531.06	140,831,642.57	-	66,250.00	225,708,423.63	-	502,509.38	-	-	502,509.38

SUMMARY

Particulars (1)	Previous Report (2)	Current Month (3)	As of Date (4)
Total Disbursement Authorities Received	10,740,419,547.41	1,539,583,688.27	12,280,003,235.68
NCA	6,751,635,000.00	1,422,983,000.00	8,174,618,000.00
NTA	3,685,463,690.77	76,077,242.98	3,761,540,933.75
Working Fund	-	-	-
TRA	303,320,856.64	40,523,445.29	343,844,301.93
CDC	-	-	-
NCAA	-	-	-
Less: Notice of Transfer Allocation (NTA) issued*	3,685,463,690.77	76,077,242.98	3,761,540,933.75
Total Disbursements Authorities Available	7,054,955,856.64	1,463,506,445.29	8,518,462,301.93
Less:	-	-	-
Lapsed NCA	290,138,602.41	-	290,138,602.41
Disbursements	6,691,832,354.09	226,864,116.70	6,918,696,470.79
Less: Other Non-Cash Disbursements	-	-	-
Disbursements effected through outright deductions from claims	-	-	-
Overpayment of expenses	-	-	-
Restitution for loss of government property	-	-	-
Liquidated damages and similar claims	-	-	-
Others (TEF,BTr-Documentary Stamp Tax, etc.)	-	-	-
Add/Less: Adjustments (e.g. cancelled/staled checks)	203,369.10	(22,427.71)	180,941.39
Balance of Disbursements Authorities to date	73,188,269.25	1,236,619,900.88	1,309,808,170.13
Total Disbursements Program	7,055,159,225.74	1,463,484,017.58	8,518,643,243.32
Less: Actual Disbursements	6,691,832,354.09	226,864,116.70	6,918,696,470.79
(Over)/Under spending	363,326,871.66	1,236,619,900.88	1,599,946,772.54

COB
SS
copy


Department : National Economic and Development Authority (NEDA)
 Agency : Philippine Statistics Authority
 Operating Unit : All
 Organization Code (UACS) : 24 008 0100000
 Fund Cluster : 01 - Regular Agency Fund

Particulars	PRIOR YEAR'S BUDGET						SUB-TOTAL	TRUST LIABILITIES				GRAND TOTAL					Remarks
	CURRENT YEARS ACCOUNTS PAYABLE					TOTAL		PS	MOOE	CO	TOTAL	PS	MOOE	FinEx	CO	TOTAL	
	PS	MOOE	FinEx	CO	Sub-Total												
(1)	(12)	(13)	(14)	(15)	6=(12+13+14+15)	17=(11+16)	18=(6+17)	(19)	(20)	(21)	=(19+20+21)	(23)	(24)	(25)	(26)	27=(23+24+25+26)	(28)
CASH DISBURSEMENTS	-	632,516.08	-	-	632,516.08	1,135,025.46	186,340,671.41	-	-	-	-	76,309,407.65	109,985,013.76	-	66,250.00	186,340,671.41	
Notice of Cash Allocations	-	334,942.74	-	-	334,942.74	837,452.12	167,519,228.73	-	-	-	-	74,239,035.65	93,213,943.08	-	66,250.00	167,519,228.73	
MDS Checks Issued	-	-	-	-	-	-	26,104,897.46	-	-	-	-	10,367,955.01	15,736,942.45	-	-	26,104,897.46	
Advice to Debit Account	-	334,942.74	-	-	334,942.74	837,452.12	141,414,331.27	-	-	-	-	63,871,080.64	77,477,000.63	-	66,250.00	141,414,331.27	
Notice of Transfer Allocations (NTA)	-	297,573.34	-	-	297,573.34	297,573.34	18,821,442.68	-	-	-	-	2,070,372.00	16,751,070.68	-	-	18,821,442.68	
MDS Checks Issued	-	277,243.67	-	-	277,243.67	277,243.67	14,962,620.51	-	-	-	-	1,273,191.90	13,689,428.61	-	-	14,962,620.51	
Advice to Debit Account	-	20,329.67	-	-	20,329.67	20,329.67	3,858,822.17	-	-	-	-	797,180.10	3,061,642.07	-	-	3,858,822.17	
Working Fund for FAPS	-	-	-	-	-	-	-	-	-	-	-	-	-	-	-	-	
Disbursement Ceiling (CDC)	-	-	-	-	-	-	-	-	-	-	-	-	-	-	-	-	
TC CASH DISBURSEMENTS	-	632,516.08	-	-	632,516.08	1,135,025.46	186,340,671.41	-	-	-	-	76,309,407.65	109,985,013.76	-	66,250.00	186,340,671.41	
NON-CASH DISBURSEMENTS	-	20,667.61	-	-	20,667.61	20,667.61	40,523,445.29	-	-	-	-	8,501,123.41	32,022,321.88	-	-	40,523,445.29	
Tax Remittance Advices Issued (TRA)	-	20,667.61	-	-	20,667.61	20,667.61	40,523,445.29	-	-	-	-	8,501,123.41	32,022,321.88	-	-	40,523,445.29	
Non-Cash Availment Authority (NCAA)	-	-	-	-	-	-	-	-	-	-	-	-	-	-	-	-	
Disbursements effected through outright deductions from claims	-	-	-	-	-	-	-	-	-	-	-	-	-	-	-	-	
Overpayment of expenses	-	-	-	-	-	-	-	-	-	-	-	-	-	-	-	-	
Restitution for loss of government property	-	-	-	-	-	-	-	-	-	-	-	-	-	-	-	-	
Liquidated damages and similar claims	-	-	-	-	-	-	-	-	-	-	-	-	-	-	-	-	
Others (TEF, BTr-Documentary Stamp Tax, etc.)	-	-	-	-	-	-	-	-	-	-	-	-	-	-	-	-	
TOTAL NON-CASH DISBURSEMENTS	-	20,667.61	-	-	20,667.61	20,667.61	40,523,445.29	-	-	-	-	8,501,123.41	32,022,321.88	-	-	40,523,445.29	
GRAND TOTAL	-	653,183.69	-	-	653,183.69	1,155,693.07	226,864,116.70	-	-	-	-	84,810,531.06	141,987,335.64	-	66,250.00	226,864,116.70	


Certified Correct:


MARIA CELESTE D.L. BALANZA
 Accounting Division
 Officer-in-Charge

Recommending Approval:


SOCRATES L. RAMORES
 Assistant National Statistician
 Finance and Administrative Services

Approved by:


CLAIRE DENNIS S. MAPA, Ph.D.
 Undersecretary
 National Statistician and Civil Registrar General