

MONTHLY REPORT OF DISBURSEMENTS
For the month of September 2020

Department : National Economic and Development Authority (NEDA)
 Agency : Philippine Statistics Authority
 Operating Unit : Central Office
 Organization Code (UACS) : 24 008 0100000
 Fund Cluster : 01 - Regular Agency Fund

Particulars (1)	CURRENT YEAR'S BUDGET					PRIOR YEAR'S BUDGET				
	PS	MOOE	FinEx	CO	TOTAL	PRIOR YEAR'S ACCOUNTS PAYABLE				
	(2)	(3)	(4)	(5)	6=(2+3+4+5)	PS (7)	MOOE (8)	FinEx (9)	CO (10)	Sub-Total 11=(7+8+9+10)
CASH DISBURSEMENTS	27,365,504.72	55,354,814.02	-	-	82,720,318.74	-	13,394,372.24	-	-	13,394,372.24
Notice of Cash Allocations	27,365,504.72	55,354,814.02	-	-	82,720,318.74	-	13,394,372.24	-	-	13,394,372.24
MDS Checks Issued	4,731,013.54	36,644,894.80	-	-	41,375,908.34	-	12,309,374.99	-	-	12,309,374.99
Advice to Debit Account	22,634,491.18	18,709,919.22	-	-	41,344,410.40	-	1,084,997.25	-	-	1,084,997.25
Notice of Transfer Allocations (NTA)	-	-	-	-	-	-	-	-	-	-
MDS Checks Issued	-	-	-	-	-	-	-	-	-	-
Advice to Debit Account	-	-	-	-	-	-	-	-	-	-
Working Fund for FAPS	-	-	-	-	-	-	-	-	-	-
Cash Disbursement Ceiling (CDC)	-	-	-	-	-	-	-	-	-	-
TOTAL CASH DISBURSEMENTS	27,365,504.72	55,354,814.02	-	-	82,720,318.74	-	13,394,372.24	-	-	13,394,372.24
NON-CASH DISBURSEMENTS	4,621,202.82	29,072,593.66	-	-	33,693,796.48	-	-	-	-	-
Tax Remittance Advices Issued (TRA)	4,621,202.82	29,072,593.66	-	-	33,693,796.48	-	-	-	-	-
Non-Cash Availment Authority (NCAA)	-	-	-	-	-	-	-	-	-	-
Disbursements effected through outright deductions from claims	-	-	-	-	-	-	-	-	-	-
Overpayment of expenses	-	-	-	-	-	-	-	-	-	-
Restitution for loss of government property	-	-	-	-	-	-	-	-	-	-
Liquidated damages and similar claims	-	-	-	-	-	-	-	-	-	-
Others (TEF, BTr-Documentary Stamp Tax, etc.)	-	-	-	-	-	-	-	-	-	-
TOTAL NON-CASH DISBURSEMENTS	4,621,202.82	29,072,593.66	-	-	33,693,796.48	-	-	-	-	-
GRAND TOTAL	31,986,707.54	84,427,407.68	-	-	116,414,115.22	-	13,394,372.24	-	-	13,394,372.24

SUMMARY

Particulars (1)	Previous Report (2)	Current Month (3)	As of Date (4)
Total Disbursement Authorities Received	5,458,645,151.45	33,693,796.48	5,492,338,947.93
NCA	5,401,484,544.00	-	5,401,484,544.00
NTA	-	-	-
Working Fund	-	-	-
TRA	57,160,607.45	33,693,796.48	90,854,403.93
CDC	-	-	-
NCAA	-	-	-
Less: Notice of Transfer Allocation (NTA) issued*	1,556,900,314.38	401,528,680.40	1,958,428,994.78
Total Disbursements Authorities Available	3,901,744,837.07	(367,834,883.92)	3,533,909,953.15
Less:			
Lapsed NCA	2,090,212,381.05	16.46	2,090,212,397.51
Disbursements	1,313,889,068.18	129,808,487.46	1,443,697,555.64
Less: Other Non-Cash Disbursements	-	-	-
Disbursements effected through outright deductions from claims	-	-	-
Others (TEF, BTr-Documentary Stamp Tax, etc.)	-	-	-
Add/Less: Adjustments (e.g. cancelled/staled checks)	-	-	-
Balance of Disbursements Authorities to date	497,643,387.84	(497,643,387.84)	-
Total Disbursements Program	3,901,744,837.07	(367,834,883.92)	3,533,909,953.15
Less: Actual Disbursements	1,313,889,068.18	129,808,487.46	1,443,697,555.64
(Over)/Under spending	2,587,855,768.89	(497,643,371.38)	2,090,212,397.51


Department : National Economic and Development Authority (NEDA)
 Agency : Philippine Statistics Authority
 Operating Unit : Central Office
 Organization Code (UACS) : 24 008 0100000
 Fund Cluster : 01 - Regular Agency Fund

Particulars (1)	PRIOR YEAR'S BUDGET					SUB-TOTAL 18=(6+17)	TRUST LIABILITIES				GRAND TOTAL					Remarks (28)	
	CURRENT YEARS ACCOUNTS PAYABLE						TOTAL 17=(11+16)	PS (19)	MOOE (20)	CO (21)	TOTAL =(19+20+21)	PS (23)	MOOE (24)	FinEx (25)	CO (26)		TOTAL 27=(23+24+25+26)
	PS (12)	MOOE (13)	FinEx (14)	CO (15)	Sub-Total =(12+13+14+15)												
CASH DISBURSEMENTS	-	-	-	-	-	13,394,372.24	96,114,690.98	-	-	-	-	27,365,504.72	68,749,186.26	-	-	96,114,690.98	
Notice of Cash Allocations	-	-	-	-	-	13,394,372.24	96,114,690.98	-	-	-	-	27,365,504.72	68,749,186.26	-	-	96,114,690.98	
MDS Checks Issued	-	-	-	-	-	12,309,374.99	53,685,283.33	-	-	-	-	4,731,013.54	48,954,269.79	-	-	53,685,283.33	
Advice to Debit Account	-	-	-	-	-	1,084,997.25	42,429,407.65	-	-	-	-	22,634,491.18	19,794,916.47	-	-	42,429,407.65	
Notice of Transfer Allocations (NTA)	-	-	-	-	-	-	-	-	-	-	-	-	-	-	-	-	
MDS Checks Issued	-	-	-	-	-	-	-	-	-	-	-	-	-	-	-	-	
Advice to Debit Account	-	-	-	-	-	-	-	-	-	-	-	-	-	-	-	-	
Working Fund for FAPS	-	-	-	-	-	-	-	-	-	-	-	-	-	-	-	-	
Cash Disbursement Ceiling (CDC)	-	-	-	-	-	-	-	-	-	-	-	-	-	-	-	-	
TOTAL CASH DISBURSEMENTS	-	-	-	-	-	13,394,372.24	96,114,690.98	-	-	-	-	27,365,504.72	68,749,186.26	-	-	96,114,690.98	
NON-CASH DISBURSEMENTS	-	-	-	-	-	-	33,693,796.48	-	-	-	-	4,621,202.82	29,072,593.66	-	-	33,693,796.48	
Tax Remittance Advices Issued (TRA)	-	-	-	-	-	-	33,693,796.48	-	-	-	-	4,621,202.82	29,072,593.66	-	-	33,693,796.48	
Non-Cash Availment Authority (NCAA)	-	-	-	-	-	-	-	-	-	-	-	-	-	-	-	-	
Disbursements effected through outright deductions from claims	-	-	-	-	-	-	-	-	-	-	-	-	-	-	-	-	
Overpayment of expenses	-	-	-	-	-	-	-	-	-	-	-	-	-	-	-	-	
Restitution for loss of government property	-	-	-	-	-	-	-	-	-	-	-	-	-	-	-	-	
Liquidated damages and similar claims	-	-	-	-	-	-	-	-	-	-	-	-	-	-	-	-	
Others (TEF, BTr-Documentary Stamp Tax, etc.)	-	-	-	-	-	-	-	-	-	-	-	-	-	-	-	-	
TOTAL NON-CASH DISBURSEMENTS	-	-	-	-	-	-	33,693,796.48	-	-	-	-	4,621,202.82	29,072,593.66	-	-	33,693,796.48	
GRAND TOTAL	-	-	-	-	-	13,394,372.24	129,808,487.46	-	-	-	-	31,986,707.54	97,821,779.92	-	-	129,808,487.46	


Certified Correct:


 MARIA CELESTE D.L. BALANZA
 Accounting Division
 Officer-in-Charge

Recommending Approval:


 SOCRATES L. RAMORES
 Director II
 OIC, Finance and Administrative Services

Approved by:


 ROSALINDA P. BAUTISTA
 Assistant Secretary
 CLAIRE DENNIS S. MAPA, Ph.D.
 Undersecretary
 National Statistician and Civil Registrar General

MONTHLY REPORT OF DISBURSEMENTS
For the month of September 2020

Department : National Economic and Development Authority (NEDA)
 Agency : Philippine Statistics Authority
 Operating Unit : Consolidated Regional Statistical Services Office
 Organization Code (UACS) : 24 008 0100000
 Fund Cluster : 01 - Regular Agency Fund

Particulars (1)	CURRENT YEAR'S BUDGET					PRIOR YEAR'S BUDGET				
	PS	MOOE	FinEx	CO	TOTAL	PRIOR YEAR'S ACCOUNTS PAYABLE				
	(2)	(3)	(4)	(5)	6=(2+3+4+5)	PS (7)	MOOE (8)	FinEx (9)	CO (10)	Sub-Total 11=(7+8+9+10)
CASH DISBURSEMENTS	47,949,902.01	1,329,404,930.08	1,000.00	254,692.16	1,377,610,524.25	-	-	-	-	-
Notice of Cash Allocations	46,386,586.70	1,291,177,238.78	1,000.00	254,692.16	1,337,819,517.64	-	-	-	-	-
MDS Checks Issued	7,707,790.98	148,482,823.46	1,000.00	57,000.00	156,248,614.44	-	-	-	-	-
Advice to Debit Account	38,678,795.72	1,142,694,415.32	-	197,692.16	1,181,570,903.20	-	-	-	-	-
Notice of Transfer Allocations (NTA)	1,563,315.31	38,227,691.30	-	-	39,791,006.61	-	-	-	-	-
MDS Checks Issued	993,466.62	31,810,395.26	-	-	32,803,861.88	-	-	-	-	-
Advice to Debit Account	569,848.69	6,417,296.04	-	-	6,987,144.73	-	-	-	-	-
Working Fund for FAPS	-	-	-	-	-	-	-	-	-	-
Cash Disbursement Ceiling (CDC)	-	-	-	-	-	-	-	-	-	-
TOTAL CASH DISBURSEMENTS	47,949,902.01	1,329,404,930.08	1,000.00	254,692.16	1,377,610,524.25	-	-	-	-	-
NON-CASH DISBURSEMENTS	4,588,788.36	9,579,885.20	-	2,998.82	14,171,672.38	-	-	-	-	-
Tax Remittance Advices Issued (TRA)	4,588,788.36	9,579,885.20	-	2,998.82	14,171,672.38	-	-	-	-	-
Non-Cash Availment Authority (NCAA)	-	-	-	-	-	-	-	-	-	-
Disbursements effected through outright deductions from claims	-	-	-	-	-	-	-	-	-	-
Overpayment of expenses	-	-	-	-	-	-	-	-	-	-
Restitution for loss of government property	-	-	-	-	-	-	-	-	-	-
Liquidated damages and similar claims	-	-	-	-	-	-	-	-	-	-
Others (TEF,BTr-Documentary Stamp Tax, etc.)	-	-	-	-	-	-	-	-	-	-
TOTAL NON-CASH DISBURSEMENTS	4,588,788.36	9,579,885.20	-	2,998.82	14,171,672.38	-	-	-	-	-
GRAND TOTAL	52,538,690.37	1,338,984,815.28	1,000.00	257,690.98	1,391,782,196.63	-	-	-	-	-

SUMMARY

Particulars (1)	Previous Report (2)	Current Month (3)	As of Date (4)
Total Disbursement Authorities Received	2,747,341,288.16	480,990,611.04	3,228,331,899.20
NCA	1,070,162,655.00	-	1,070,162,655.00
NTA	1,608,407,110.81	466,722,921.18	2,075,130,031.99
Working Fund	-	-	-
TRA	68,771,522.35	14,267,689.86	83,039,212.21
CDC	-	-	-
NCAA	-	-	-
Less: Notice of Transfer Allocation (NTA) issued*	51,506,796.43	65,194,240.78	116,701,037.21
Total Disbursements Authorities Available	2,695,834,491.73	415,796,370.26	3,111,630,861.99
Less:	-	-	-
Lapsed NCA	528,822.10	14,025.22	542,847.32
Disbursements	1,666,611,212.04	1,405,984,478.75	3,072,595,690.79
Less: Other Non-Cash Disbursements	-	-	-
Disbursements effected through outright deductions from claims	-	-	-
Overpayment of expenses	-	-	-
Restitution for loss of government property	-	-	-
Liquidated damages and similar claims	-	-	-
Others (TEF,BTr-Documentary Stamp Tax, etc.)	-	-	-
Add/Less: Adjustments (e.g. cancelled/stated checks)	380,725.42	-	380,725.42
Balance of Disbursements Authorities to date	1,029,075,183.01	(990,202,133.71)	38,873,049.30
Total Disbursements Program	2,696,215,217.15	415,796,370.26	3,112,011,587.41
Less: Actual Disbursements	1,666,611,212.04	1,405,984,478.75	3,072,595,690.79
(Over)/Under spending	1,029,604,005.11	(990,188,108.49)	39,415,896.62

Department National Economic and Development Authority (NEDA)
 Agency Philippine Statistics Authority
 Operating Unit Consolidated Regional Statistical Services Office
 Organization Code (UACS) 24 008 010000
 Fund Cluster 01 - Regular Agency Fund

Particulars	PRIOR YEAR'S BUDGET						SUB-TOTAL	TRUST LIABILITIES				GRAND TOTAL					Remarks
	CURRENT YEARS ACCOUNTS PAYABLE					TOTAL		PS	MOOE	CO	TOTAL	PS	MOOE	FinEx	CO	TOTAL	
	PS	MOOE	FinEx	CO	Sub-Total												
(1)	(12)	(13)	(14)	(15)	16=(12+13+14+15)	17=(11+16)	(19)	(20)	(21)	=(19+20+21)	(23)	(24)	(25)	(26)	27=(23+24+25+26)	(28)	
CASH DISBURSEMENTS		14 106 264 64			14 106 264 64	14 106 264 64	1 391 716 788 89					47 949 902 01	1 343 511 194 72	1 000 00	254 692 16	1 391 716 788 89	
Notice of Cash Allocations		13 191 603 19			13 191 603 19	13 191 603 19	1 351 011 120 83					46 386 586 70	1 304 368 841 97	1 000 00	254 692 16	1 351 011 120 83	
MDS Checks Issued		8 381 627 49			8 381 627 49	8 381 627 49	164 630 241 93					7 707 790 98	156 864 450 95	1 000 00	57 000 00	164 630 241 93	
Advice to Debit Account		4 809 975 70			4 809 975 70	4 809 975 70	1 186 380 878 90					38 678 795 72	1 147 504 391 02		197 642 16	1 186 380 878 90	
Notice of Transfer Allocations (NTA)		914 661 45			914 661 45	914 661 45	40 705 668 06					1 563 315 31	39 142 352 75			40 705 668 06	
MDS Checks Issued		562 470 64			562 470 64	562 470 64	33 366 332 52					993 466 62	32 372 865 90			33 366 332 52	
Advice to Debit Account		352 190 81			352 190 81	352 190 81	7 339 335 54					569 848 69	6 769 486 85			7 339 335 54	
Working Fund for FAPS																	
Cash Disbursement Ceiling (CDC)																	
TOTAL CASH DISBURSEMENTS		14 106 264 64			14 106 264 64	14 106 264 64	1 391 716 788 89					47 949 902 01	1 343 511 194 72	1 000 00	254 692 16	1 391 716 788 89	
NON-CASH DISBURSEMENTS		96 017 48			96 017 48	96 017 48	14 267 689 86					4 588 788 36	9 675 902 68		2 998 82	14 267 689 86	
Tax Remittance Advices Issued (TRA)		96 017 48			96 017 48	96 017 48	14 267 689 86					4 588 788 36	9 675 902 68		2 998 82	14 267 689 86	
Non-Cash Availment Authority (NCAA)																	
Disbursements effected through outright deductions from claims																	
Overpayment of expenses																	
Resolution for loss of government property																	
Liquidated damages and similar claims																	
Others (TEF-BT, Documentary Stamp Tax, etc.)																	
TOTAL NON-CASH DISBURSEMENTS		96 017 48			96 017 48	96 017 48	14 267 689 86					4 588 788 36	9 675 902 68		2 998 82	14 267 689 86	
GRAND TOTAL		14 202 282 12			14 202 282 12	14 202 282 12	1 405 984 478 75					52 538 690 37	1 353 187 097 40	1 000 00	257 690 98	1 405 984 478 75	

Certified Correct

Maria Celeste D.L. Balanza
 MARIA CELESTE D.L. BALANZA
 Accounting Division
 Officer-in-Charge

Recommending Approval

Socrates L. Ramores
 SOCRATES L. RAMORES
 Director II
 OIC Finance and Administrative Services

Approved by

Clara Benito Mapa
 CLARA P. BAUTIS A
 CLARA BENITO MAPA, Ph.D.
 Undersecretary
 National Statistician and Civil Registrar General

MONTHLY REPORT OF DISBURSEMENTS
For the month of September 2020

Department : National Economic and Development Authority (NEDA)
 Agency : Philippine Statistics Authority
 Operating Unit : All
 Organization Code (UACS) : 24 008 0100000
 Fund Cluster : 01 - Regular Agency Fund

Particulars (1)	CURRENT YEAR'S BUDGET					PRIOR YEAR'S BUDGET				
	PS	MOOE	FinEx	CO	TOTAL	PS	MOOE	FinEx	CO	Sub-Total
	(2)	(3)	(4)	(5)	6=(2+3+4+5)	(7)	(8)	(9)	(10)	11=(7+8+9+10)
CASH DISBURSEMENTS	75,315,406.73	1,384,759,744.10	1,000.00	254,692.16	1,460,330,842.99	-	13,394,372.24	-	-	13,394,372.24
Notice of Cash Allocations	73,752,091.42	1,346,532,052.80	1,000.00	254,692.16	1,420,539,836.38	-	13,394,372.24	-	-	13,394,372.24
MDS Checks Issued	12,438,804.52	185,127,718.26	1,000.00	57,000.00	197,624,522.78	-	12,309,374.99	-	-	12,309,374.99
Advice to Debit Account	61,313,286.90	1,161,404,334.54	-	197,692.16	1,222,915,313.60	-	1,084,997.25	-	-	1,084,997.25
Notice of Transfer Allocations (NTA)	1,563,315.31	38,227,691.30	-	-	39,791,006.61	-	-	-	-	-
MDS Checks Issued	993,466.62	31,810,395.26	-	-	32,803,861.88	-	-	-	-	-
Advice to Debit Account	569,848.69	6,417,296.04	-	-	6,987,144.73	-	-	-	-	-
Working Fund for FAPS	-	-	-	-	-	-	-	-	-	-
Cash Disbursement Ceiling (CDC)	-	-	-	-	-	-	-	-	-	-
TOTAL CASH DISBURSEMENTS	75,315,406.73	1,384,759,744.10	1,000.00	254,692.16	1,460,330,842.99	-	13,394,372.24	-	-	13,394,372.24
NON-CASH DISBURSEMENTS	9,209,991.18	38,652,478.86	-	2,998.82	47,865,468.86	-	-	-	-	-
Tax Remittance Advices Issued (TRA)	9,209,991.18	38,652,478.86	-	2,998.82	47,865,468.86	-	-	-	-	-
Non-Cash Availment Authority (NCAA)	-	-	-	-	-	-	-	-	-	-
Disbursements effected through outright deductions from claims	-	-	-	-	-	-	-	-	-	-
Overpayment of expenses	-	-	-	-	-	-	-	-	-	-
Restitution for loss of government property	-	-	-	-	-	-	-	-	-	-
Liquidated damages and similar claims	-	-	-	-	-	-	-	-	-	-
Others (TEF,BTr-Documentary Stamp Tax, etc.)	-	-	-	-	-	-	-	-	-	-
TOTAL NON-CASH DISBURSEMENTS	9,209,991.18	38,652,478.86	-	2,998.82	47,865,468.86	-	-	-	-	-
GRAND TOTAL	84,525,397.91	1,423,412,222.96	1,000.00	257,690.98	1,508,196,311.85	-	13,394,372.24	-	-	13,394,372.24

SUMMARY

Particulars (1)	Previous Report (2)	Current Month (3)	As of Date (4)
Total Disbursement Authorities Received	8,205,986,439.61	514,684,407.52	8,720,670,847.13
NCA	6,471,647,199.00	-	6,471,647,199.00
NTA	1,608,407,110.81	466,722,921.18	2,075,130,031.99
Working Fund	-	-	-
TRA	125,932,129.80	47,961,486.34	173,893,616.14
CDC	-	-	-
NCAA	-	-	-
Less: Notice of Transfer Allocation (NTA) issued*	1,608,407,110.81	466,722,921.18	2,075,130,031.99
Total Disbursements Authorities Available	6,597,579,328.80	47,961,486.34	6,645,540,815.14
Less:	-	-	-
Lapsed NCA	2,090,741,203.15	14,041.68	2,090,755,244.83
Disbursements	2,980,500,280.22	1,535,792,966.21	4,516,293,246.43
Less: Other Non-Cash Disbursements	-	-	-
Disbursements effected through outright deductions from claims	-	-	-
Overpayment of expenses	-	-	-
Restitution for loss of government property	-	-	-
Liquidated damages and similar claims	-	-	-
Others (TEF,BTr-Documentary Stamp Tax, etc.)	-	-	-
Add/Less: Adjustments (e.g. cancelled/staled checks)	380,725.42	-	380,725.42
Balance of Disbursements Authorities to date	1,526,718,570.85	(1,487,845,521.55)	38,873,049.30
Total Disbursements Program	6,597,960,054.22	47,961,486.34	6,645,921,540.56
Less: Actual Disbursements	2,980,500,280.22	1,535,792,966.21	4,516,293,246.43
(Over)/Under spending	3,617,459,774.00	(1,487,831,479.87)	2,129,628,294.13

Department : National Economic and Development Authority (NEDA)
 Agency : Philippine Statistics Authority
 Operating Unit : All
 Organization Code (UACS) : 24 008 0100000
 Fund Cluster : 01 - Regular Agency Fund

Particulars (1)	PRIOR YEAR'S BUDGET						SUB-TOTAL 18=(6+17)	TRUST LIABILITIES				GRAND TOTAL					Remarks (28)
	CURRENT YEARS ACCOUNTS PAYABLE					TOTAL 17=(11+16)		PS (19)	MOOE (20)	CO (21)	TOTAL (19+20+21)	PS (23)	MOOE (24)	FinEx (25)	CO (26)	TOTAL 27=(23+24+25+26)	
	PS (12)	MOOE (13)	FinEx (14)	CO (15)	Sub-Total 16=(12+13+14+15)												
CASH DISBURSEMENTS	-	14,106,264.64	-	-	14,106,264.64	27,500,636.88	1,487,831,479.87	-	-	-	-	75,315,406.73	1,412,260,380.98	1,000.00	254,692.16	1,487,831,479.87	
Notice of Cash Allocations	-	13,191,603.19	-	-	13,191,603.19	26,585,975.43	1,447,125,811.81	-	-	-	-	73,752,091.42	1,373,118,028.23	1,000.00	254,692.16	1,447,125,811.81	
MDS Checks Issued	-	8,381,627.49	-	-	8,381,627.49	20,691,002.48	218,315,525.26	-	-	-	-	12,438,804.52	205,818,720.74	1,000.00	57,000.00	218,315,525.26	
Advice to Debit Account	-	4,809,975.70	-	-	4,809,975.70	5,894,972.95	1,228,810,286.55	-	-	-	-	61,313,286.90	1,167,299,307.49	-	197,692.16	1,228,810,286.55	
Notice of Transfer Allocations (NTA)	-	914,661.45	-	-	914,661.45	914,661.45	40,705,668.06	-	-	-	-	1,563,315.31	39,142,352.75	-	-	40,705,668.06	
MDS Checks Issued	-	562,470.64	-	-	562,470.64	562,470.64	33,366,332.52	-	-	-	-	993,466.62	32,372,865.90	-	-	33,366,332.52	
Advice to Debit Account	-	352,190.81	-	-	352,190.81	352,190.81	7,339,335.54	-	-	-	-	569,848.69	6,769,486.85	-	-	7,339,335.54	
Working Fund for FAPS	-	-	-	-	-	-	-	-	-	-	-	-	-	-	-	-	
Cash Disbursement Ceiling (CDC)	-	-	-	-	-	-	-	-	-	-	-	-	-	-	-	-	
TOTAL CASH DISBURSEMENTS	-	14,106,264.64	-	-	14,106,264.64	27,500,636.88	1,487,831,479.87	-	-	-	-	75,315,406.73	1,412,260,380.98	1,000.00	254,692.16	1,487,831,479.87	
NON-CASH DISBURSEMENTS	-	96,017.48	-	-	96,017.48	96,017.48	47,961,486.34	-	-	-	-	9,209,991.18	38,748,496.34	-	2,998.82	47,961,486.34	
Tax Remittance Advices Issued (TRA)	-	96,017.48	-	-	96,017.48	96,017.48	47,961,486.34	-	-	-	-	9,209,991.18	38,748,496.34	-	2,998.82	47,961,486.34	
Non-Cash Availment Authority (NCAA)	-	-	-	-	-	-	-	-	-	-	-	-	-	-	-	-	
Disbursements effected through outright deductions from claims	-	-	-	-	-	-	-	-	-	-	-	-	-	-	-	-	
Overpayment of expenses	-	-	-	-	-	-	-	-	-	-	-	-	-	-	-	-	
Restitution for loss of government property	-	-	-	-	-	-	-	-	-	-	-	-	-	-	-	-	
Liquidated damages and similar claims	-	-	-	-	-	-	-	-	-	-	-	-	-	-	-	-	
Others (TEF, BTr-Documentary Stamp Tax, etc.)	-	-	-	-	-	-	-	-	-	-	-	-	-	-	-	-	
TOTAL NON-CASH DISBURSEMENTS	-	96,017.48	-	-	96,017.48	96,017.48	47,961,486.34	-	-	-	-	9,209,991.18	38,748,496.34	-	2,998.82	47,961,486.34	
GRAND TOTAL	-	14,202,282.12	-	-	14,202,282.12	27,596,654.36	1,535,792,966.21	-	-	-	-	84,525,397.91	1,451,008,877.32	1,000.00	257,690.98	1,535,792,966.21	


Certified Correct


MARIA CELESTE D.L. BALANZA
 Accounting Division
 Officer-in-Charge

Recommending Approval


SOCRATES L. RAMORES
 Director II
 OIC, Finance and Administrative Services

Approved by


LAILINDA P. BAUTISTA
 Assistant Secretary

CLAIRE DENNIS S. MAPA, Ph.D.
 Undersecretary
 National Statistician and Civil Registrar General