


MONTHLY REPORT OF DISBURSEMENTS
For the month of September 2021



Department : National Economic and Development Authority (NEDA)
 Agency : Philippine Statistics Authority
 Operating Unit : Central Office
 Organization Code (UACS) : 24 008 0100000
 Fund Cluster : 01 - Regular Agency Fund

Particulars (1)	CURRENT YEAR'S BUDGET					PRIOR YEAR'S BUDGET				
	PS (2)	MOOE (3)	FinEx (4)	CO (5)	TOTAL 6=(2+3+4+5)	PRIOR YEAR'S ACCOUNTS PAYABLE				Sub-Total 11=(7+8+9+10)
						PS (7)	MOOE (8)	FinEx (9)	CO (10)	
CASH DISBURSEMENTS	43,032,477.68	133,202,185.19	-	68,788,562.51	245,023,225.38	-	2,009,296.81	-	173,179,138.40	175,188,435.21
Notice of Cash Allocations	43,032,477.68	133,202,185.19	-	68,788,562.51	245,023,225.38	-	2,009,296.81	-	173,179,138.40	175,188,435.21
MDS Checks Issued	3,746,691.80	105,194,658.82	-	56,032,429.22	164,973,779.84	-	-	-	74,253,226.03	74,253,226.03
Advice to Debit Account	39,285,785.88	28,007,526.37	-	12,756,133.29	80,049,445.54	-	2,009,296.81	-	98,925,912.37	100,935,209.18
Notice of Transfer Allocations (NTA)										
MDS Checks Issued										
Advice to Debit Account										
V. Fund for FAPS										
Cash Disbursement Ceiling (CDC)										
TOTAL CASH DISBURSEMENTS	43,032,477.68	133,202,185.19	-	68,788,562.51	245,023,225.38	-	2,009,296.81	-	173,179,138.40	175,188,435.21
NON-CASH DISBURSEMENTS	3,042,362.12	1,855,467.41	-	-	4,897,829.53	-	-	-	-	-
Tax Remittance Advices Issued (TRA)	3,042,362.12	1,855,467.41	-	-	4,897,829.53	-	-	-	-	-
Non-Cash Availment Authority (NCAA)										
Disbursements effected through outright deductions from claims										
Overpayment of expenses										
Restitution for loss of government property										
Liquidated damages and similar claims										
Others (TEF, BTr-Documentary Stamp Tax, etc.)										
TOTAL NON-CASH DISBURSEMENTS	3,042,362.12	1,855,467.41	-	-	4,897,829.53	-	-	-	-	-
GRAND TOTAL	46,074,839.80	135,057,652.60	-	68,788,562.51	249,921,054.91	-	2,009,296.81	-	173,179,138.40	175,188,435.21

SUMMARY

Particulars (1)	Previous Report (2)	Current Month (3)	As of Date (4)
Total Disbursement Authorities Received	5,188,968,086.70	599,510,829.53	5,788,478,916.23
NCA	5,032,237,000.00	594,613,000.00	5,626,850,000.00
NTA	-	-	-
Working Fund	-	-	-
TRA	156,731,086.70	4,897,829.53	161,628,916.23
CDC	-	-	-
NCAA	-	-	-
Less: Notice of Transfer Allocation (NTA) issued*	2,850,628,368.39	603,243,394.49	3,453,871,762.88
Total Disbursements Authorities Available	2,338,339,718.31	(3,732,564.96)	2,334,607,153.35
Less:			
Lapsed NCA	3,619.31	285,197,414.61	285,201,033.92
Disbursements	1,624,296,629.31	425,109,490.12	2,049,406,119.43
Less: Other Non-Cash Disbursements	-	-	-
Disbursements effected through outright deductions from claims	-	-	-
Others (TEF, BTr-Documentary Stamp Tax, etc.)	-	-	-
Add/Less: Adjustments (e.g. cancelled/staled checks)	-	-	-
Balance of Disbursements Authorities to date	714,039,469.69	(714,039,469.69)	-
Total Disbursements Program	2,338,339,718.31	(3,732,564.96)	2,334,607,153.35
Less: Actual Disbursements	1,624,296,629.31	425,109,490.12	2,049,406,119.43
(Over)/Under spending	714,043,089.00	(428,842,055.08)	285,201,033.92

Handwritten signature

Department : National Economic and Development Authority (NEDA)
 Agency : Philippine Statistics Authority
 Operating Unit : Central Office
 Organization Code (UACS) : 24 008 0100000
 Fund Cluster : 01 - Regular Agency Fund

Particulars	PRIOR YEAR'S BUDGET						SUB-TOTAL	TRUST LIABILITIES				GRAND TOTAL					Remarks
	CURRENT YEARS ACCOUNTS PAYABLE					TOTAL		PS	MOOE	CO	TOTAL	PS	MOOE	FinEx	CO	TOTAL	
	PS	MOOE	FinEx	CO	Sub-Total												
(1)	(12)	(13)	(14)	(15)	(16)	(17)	(19)	(20)	(21)	(22)	(23)	(24)	(25)	(26)	(27)	(28)	
CASH DISBURSEMENTS	-	-	-	-	-	175,188,435.21	420,211,660.59	-	-	-	-	43,032,477.68	135,211,482.00	-	241,967,700.91	420,211,660.59	
Notice of Cash Allocations	-	-	-	-	-	175,188,435.21	420,211,660.59	-	-	-	-	43,032,477.68	135,211,482.00	-	241,967,700.91	420,211,660.59	
MDS Checks Issued	-	-	-	-	-	74,253,228.03	239,227,005.87	-	-	-	-	3,746,691.80	105,194,658.82	-	130,285,655.25	239,227,005.87	
Advice to Debit Account	-	-	-	-	-	100,935,209.18	180,984,654.72	-	-	-	-	39,285,785.88	30,016,823.18	-	111,682,045.66	180,984,654.72	
Notice of Transfer Allocations (NTA)	-	-	-	-	-	-	-	-	-	-	-	-	-	-	-	-	
MDS Checks Issued	-	-	-	-	-	-	-	-	-	-	-	-	-	-	-	-	
Advice to Debit Account	-	-	-	-	-	-	-	-	-	-	-	-	-	-	-	-	
Special Fund for FAPS	-	-	-	-	-	-	-	-	-	-	-	-	-	-	-	-	
Cash Disbursement Ceiling (CDC)	-	-	-	-	-	-	-	-	-	-	-	-	-	-	-	-	
TOTAL CASH DISBURSEMENTS	-	-	-	-	-	175,188,435.21	420,211,660.59	-	-	-	-	43,032,477.68	135,211,482.00	-	241,967,700.91	420,211,660.59	
NON-CASH DISBURSEMENTS	-	-	-	-	-	-	4,897,829.53	-	-	-	-	3,042,362.12	1,855,467.41	-	-	4,897,829.53	
Tax Remittance Advices Issued (TRA)	-	-	-	-	-	-	4,897,829.53	-	-	-	-	3,042,362.12	1,855,467.41	-	-	4,897,829.53	
Non-Cash Availment Authority (NCAA)	-	-	-	-	-	-	-	-	-	-	-	-	-	-	-	-	
Disbursements effected through outright deductions from claims	-	-	-	-	-	-	-	-	-	-	-	-	-	-	-	-	
Overpayment of expenses	-	-	-	-	-	-	-	-	-	-	-	-	-	-	-	-	
Restitution for loss of government property	-	-	-	-	-	-	-	-	-	-	-	-	-	-	-	-	
Liquidated damages and similar claims	-	-	-	-	-	-	-	-	-	-	-	-	-	-	-	-	
Others (TEF, BTr-Documentary Stamp Tax, etc.)	-	-	-	-	-	-	-	-	-	-	-	-	-	-	-	-	
TOTAL NON-CASH DISBURSEMENTS	-	-	-	-	-	-	4,897,829.53	-	-	-	-	3,042,362.12	1,855,467.41	-	-	4,897,829.53	
GRAND TOTAL	-	-	-	-	-	175,188,435.21	425,109,490.12	-	-	-	-	46,074,839.80	137,066,949.41	-	241,967,700.91	425,109,490.12	

Certified Correct:

Mari Celeste D.L. Balanza
 MARI CELESTE D.L. BALANZA
 Accounting Division
 Officer-in-Charge

Recommending Approval:


Socrates L. Ramores
 SOCRATES L. RAMORES
 Assistant National Statistician
 Finance and Administrative Services

Approved by:

Claire Dennis S. Mapa, Ph.D.
 CLAIRE DENNIS S. MAPA, Ph.D.
 Undersecretary
 National Statistician and Civil Registrar General

MONTHLY REPORT OF DISBURSEMENTS
For the month of September 2021

FAR no. 4



Department : National Economic and Development Authority (NEDA)
Agency : Philippine Statistics Authority
Operating Unit : Consolidated Regional Statistical Services Office
Organization Code (UACS) : 24 008 0100000
Fund Cluster : 01 - Regular Agency Fund

Particulars (1)	CURRENT YEAR'S BUDGET					PRIOR YEAR'S BUDGET				
	PS (2)	MOOE (3)	FinEx (4)	CO (5)	TOTAL 6=(2+3+4+5)	PRIOR YEAR'S ACCOUNTS PAYABLE				Total 11=(7+8+9+10)
						PS (7)	MOOE (8)	FinEx (9)	CO (10)	
CASH DISBURSEMENTS	122,551,337.34	802,552,755.69	200.00	-	925,104,293.03	-	-	-	-	-
Notice of Cash Allocations	120,872,161.40	785,431,028.15	200.00	-	906,303,389.55	-	-	-	-	-
MDS Checks Issued	24,792,363.61	92,644,539.77	200.00	-	117,437,103.38	-	-	-	-	-
Advice to Debit Account	96,079,797.79	692,786,488.38	-	-	789,866,286.17	-	-	-	-	-
Notice of Transfer Allocations (NTA)	1,679,175.94	17,121,727.54	-	-	18,800,903.48	-	-	-	-	-
MDS Checks Issued	1,156,117.02	12,773,953.95	-	-	13,930,070.97	-	-	-	-	-
Advice to Debit Account	523,058.92	4,347,773.59	-	-	4,870,832.51	-	-	-	-	-
Working Fund for FAPS	-	-	-	-	-	-	-	-	-	-
Disbursement Ceiling (CDC)	-	-	-	-	-	-	-	-	-	-
TOTAL CASH DISBURSEMENTS	122,551,337.34	802,552,755.69	200.00	-	925,104,293.03	-	-	-	-	-
NON-CASH DISBURSEMENTS	4,996,768.08	9,557,821.93	-	-	14,554,590.01	-	-	-	-	-
Tax Remittance Advices Issued (TRA)	4,996,768.08	9,557,821.93	-	-	14,554,590.01	-	-	-	-	-
Non-Cash Availment Authority (NCAA)	-	-	-	-	-	-	-	-	-	-
Disbursements effected through outright deductions from claims	-	-	-	-	-	-	-	-	-	-
Overpayment of expenses	-	-	-	-	-	-	-	-	-	-
Restitution for loss of government property	-	-	-	-	-	-	-	-	-	-
Liquidated damages and similar claims	-	-	-	-	-	-	-	-	-	-
Others (TEF,BTr-Documentary Stamp Tax, etc.)	-	-	-	-	-	-	-	-	-	-
TOTAL NON-CASH DISBURSEMENTS	4,996,768.08	9,557,821.93	-	-	14,554,590.01	-	-	-	-	-
GRAND TOTAL	127,548,105.42	812,110,577.62	200.00	-	939,658,883.04	-	-	-	-	-

SUMMARY

Particulars (1)	Previous Report (2)	Current Month (3)	As of Date (4)
Total Disbursement Authorities Received	4,180,480,456.95	771,460,174.23	4,951,940,631.18
NCA	1,024,399,000.00	100,386,000.00	1,124,785,000.00
NTA	3,028,951,863.44	656,511,827.33	3,685,463,690.77
Working Fund	-	-	-
TRA	127,129,593.52	14,562,346.90	141,691,940.42
CDC	-	-	-
NCAA	-	-	-
Less: Notice of Transfer Allocation (NTA) issued*	178,314,495.05	53,268,432.84	231,582,927.89
Total Disbursements Authorities Available	4,002,165,961.90	718,191,741.39	4,720,357,703.29
Less:	-	-	-
Lapsed NCA	2,672,642.75	2,264,925.74	4,937,568.49
Disbursements	3,698,880,649.66	943,554,585.00	4,642,435,234.66
Less: Other Non-Cash Disbursements	-	-	-
Disbursements effected through outright deductions from claims	-	-	-
Overpayment of expenses	-	-	-
Restitution for loss of government property	-	-	-
Liquidated damages and similar claims	-	-	-
Others (TEF,BTr-Documentary Stamp Tax, etc.)	-	-	-
Add/Less: Adjustments (e.g. cancelled/staled checks)	173,349.10	30,020.00	203,369.10
Balance of Disbursements Authorities to date	300,786,018.60	(227,597,748.35)	73,188,269.25
Total Disbursements Program	4,002,339,311.00	718,221,761.39	4,720,561,072.39
Less: Actual Disbursements	3,698,880,649.66	943,554,585.00	4,642,435,234.66
(Over)/Under spending	303,458,661.35	(225,332,823.61)	78,125,837.74

duf

Department : National Economic and Development Authority (NEDA)
 Agency : Philippine Statistics Authority
 Operating Unit : Consolidated Regional Statistical Services Office
 Organization Code (UACS) : 24 008 0100000
 Fund Cluster : 01 - Regular Agency Fund

Particulars (1)	PRIOR YEAR'S BUDGET					SUB-TOTAL 18=(6+17)	TRUST LIABILITIES				GRAND TOTAL					Remarks (28)	
	CURRENT YEARS ACCOUNTS PAYABLE						TOTAL 17=(11+16)	PS (19)	MOOE (20)	CO (21)	TOTAL (19+20+21)	PS (23)	MOOE (24)	FinEx (25)	CO (26)		TOTAL 27=(23+24+25+26)
	PS (12)	MOOE (13)	FinEx (14)	CO (15)	Sub-Total 6=(12+13+14+15)												
CASH DISBURSEMENTS	-	3,887,945.07	-	-	3,887,945.07	3,887,945.07	928,992,238.10	-	-	-	-	122,551,337.34	806,440,700.76	200.00	-	928,992,238.10	
Notice of Cash Allocations	-	3,804,082.83	-	-	3,804,082.83	3,804,082.83	910,107,472.38	-	-	-	-	120,872,161.40	789,235,110.98	200.00	-	910,107,472.38	
MDS Checks Issued	-	3,059,533.48	-	-	3,059,533.48	3,059,533.48	120,496,636.86	-	-	-	-	24,792,363.61	95,704,073.25	200.00	-	120,496,636.86	
Advice to Debit Account	-	744,549.35	-	-	744,549.35	744,549.35	789,610,835.52	-	-	-	-	96,079,797.79	693,531,037.73	-	-	789,610,835.52	
Notice of Transfer Allocations (NTA)	-	83,862.24	-	-	83,862.24	83,862.24	18,884,765.72	-	-	-	-	1,679,175.94	17,205,589.78	-	-	18,884,765.72	
MDS Checks Issued	-	48,841.24	-	-	48,841.24	48,841.24	13,978,912.21	-	-	-	-	1,156,117.02	12,822,795.19	-	-	13,978,912.21	
Advice to Debit Account	-	35,021.00	-	-	35,021.00	35,021.00	4,905,853.51	-	-	-	-	523,058.92	4,382,794.59	-	-	4,905,853.51	
Working Fund for FAPS	-	-	-	-	-	-	-	-	-	-	-	-	-	-	-	-	
Disbursement Ceiling (CDC)	-	-	-	-	-	-	-	-	-	-	-	-	-	-	-	-	
TC CASH DISBURSEMENTS	-	3,887,945.07	-	-	3,887,945.07	3,887,945.07	928,992,238.10	-	-	-	-	122,551,337.34	806,440,700.76	200.00	-	928,992,238.10	
NON-CASH DISBURSEMENTS	-	7,756.89	-	-	7,756.89	7,756.89	14,562,346.90	-	-	-	-	4,996,768.08	9,565,578.82	-	-	14,562,346.90	
Tax Remittance Advices Issued (TRA)	-	7,756.89	-	-	7,756.89	7,756.89	14,562,346.90	-	-	-	-	4,996,768.08	9,565,578.82	-	-	14,562,346.90	
Non-Cash Availment Authority (NCAA)	-	-	-	-	-	-	-	-	-	-	-	-	-	-	-	-	
Disbursements effected through outright deductions from claims	-	-	-	-	-	-	-	-	-	-	-	-	-	-	-	-	
Overpayment of expenses	-	-	-	-	-	-	-	-	-	-	-	-	-	-	-	-	
Restitution for loss of government property	-	-	-	-	-	-	-	-	-	-	-	-	-	-	-	-	
Liquidated damages and similar claims	-	-	-	-	-	-	-	-	-	-	-	-	-	-	-	-	
Others (TEF, BTr-Documentary Stamp Tax, etc.)	-	-	-	-	-	-	-	-	-	-	-	-	-	-	-	-	
TOTAL NON-CASH DISBURSEMENTS	-	7,756.89	-	-	7,756.89	7,756.89	14,562,346.90	-	-	-	-	4,996,768.08	9,565,578.82	-	-	14,562,346.90	
GRAND TOTAL	-	3,895,701.96	-	-	3,895,701.96	3,895,701.96	943,554,585.00	-	-	-	-	127,548,105.42	816,006,279.58	200.00	-	943,554,585.00	

Certified Correct:

Maria Celeste D.L. Balanza
 MARIA CELESTE D.L. BALANZA
 Accounting Division
 Officer-in-Charge


Recommending Approval:

Socrates L. Ramores
 SOCRATES L. RAMORES
 Assistant National Statistician
 Finance and Administrative Services

Approved by:

Claire Dennis S. Mapa
 CLAIRE DENNIS S. MAPA, Ph.D.
 Undersecretary
 National Statistician and Civil Registrar General

MONTHLY REPORT OF DISBURSEMENTS
For the month of September 2021



Department : National Economic and Development Authority (NEDA)
 Agency : Philippine Statistics Authority
 Operating Unit : All
 Organization Code (UACS) : 24 008 0100000
 Fund Cluster : 01 - Regular Agency Fund

Particulars (1)	CURRENT YEAR'S BUDGET					PRIOR YEAR'S BUDGET				
	PS (2)	MOOE (3)	FinEx (4)	CO (5)	TOTAL 6=(2+3+4+5)	PRIOR YEAR'S ACCOUNTS PAYABLE				
						PS (7)	MOOE (8)	FinEx (9)	CO (10)	Sub-Total 11=(7+8+9+10)
CASH DISBURSEMENTS	165,583,815.02	935,754,940.88	200.00	68,788,562.51	1,170,127,518.41	-	2,009,296.81	-	173,179,136.40	175,188,435.21
Notice of Cash Allocations	163,904,639.08	918,633,213.34	200.00	68,788,562.51	1,151,326,814.93	-	2,009,296.81	-	173,179,136.40	175,188,435.21
MDS Checks Issued	28,539,055.41	197,839,198.59	200.00	56,032,429.22	282,410,883.22	-	-	-	74,253,226.03	74,253,226.03
Advice to Debit Account	135,365,583.67	720,794,014.75	-	12,756,133.29	868,915,731.71	-	2,009,296.81	-	98,925,912.37	100,935,209.18
Notice of Transfer Allocations (NTA)	1,679,175.94	17,121,727.54	-	-	18,800,903.48	-	-	-	-	-
MDS Checks Issued	1,156,117.02	12,773,953.95	-	-	13,930,070.97	-	-	-	-	-
Advice to Debit Account	523,058.92	4,347,773.59	-	-	4,870,832.51	-	-	-	-	-
Working Fund for FAPS	-	-	-	-	-	-	-	-	-	-
Disbursement Ceiling (CDC)	-	-	-	-	-	-	-	-	-	-
TG CASH DISBURSEMENTS	165,583,815.02	935,754,940.88	200.00	68,788,562.51	1,170,127,518.41	-	2,009,296.81	-	173,179,136.40	175,188,435.21
NON-CASH DISBURSEMENTS	8,039,130.20	11,413,289.34	-	-	19,452,419.54	-	-	-	-	-
Tax Remittance Advices Issued (TRA)	8,039,130.20	11,413,289.34	-	-	19,452,419.54	-	-	-	-	-
Non-Cash Availment Authority (NCAA)	-	-	-	-	-	-	-	-	-	-
Disbursements effected through outright deductions from claims	-	-	-	-	-	-	-	-	-	-
Overpayment of expenses	-	-	-	-	-	-	-	-	-	-
Restitution for loss of government property	-	-	-	-	-	-	-	-	-	-
Liquidated damages and similar claims	-	-	-	-	-	-	-	-	-	-
Others (TEF,BTr-Documentary Stamp Tax, etc.)	-	-	-	-	-	-	-	-	-	-
TOTAL NON-CASH DISBURSEMENTS	8,039,130.20	11,413,289.34	-	-	19,452,419.54	-	-	-	-	-
GRAND TOTAL	173,622,945.22	947,168,230.22	200.00	68,788,562.51	1,189,579,937.95	-	2,009,296.81	-	173,179,136.40	175,188,435.21

SUMMARY

Particulars (1)	Previous Report (2)	Current Month (3)	As of Date (4)
Total Disbursement Authorities Received	9,369,448,543.65	1,370,971,003.76	10,740,419,547.41
NCA	6,056,636,000.00	694,999,000.00	6,751,635,000.00
NTA	3,028,951,863.44	656,511,827.33	3,685,463,690.77
Working Fund	-	-	-
TRA	283,860,680.21	19,460,176.43	303,320,856.64
CDC	-	-	-
NCAA	-	-	-
Less: Notice of Transfer Allocation (NTA) issued*	3,028,942,863.44	656,511,827.33	3,685,454,690.77
Total Disbursements Authorities Available	6,340,505,680.21	714,459,176.43	7,054,964,856.64
Less:	-	-	-
Lapsed NCA	2,676,262.06	287,462,340.35	290,136,602.41
Disbursements	5,323,177,278.96	1,368,664,075.12	6,691,841,354.08
Less: Other Non-Cash Disbursements	-	-	-
Disbursements effected through outright deductions from claims	-	-	-
Overpayment of expenses	-	-	-
Restitution for loss of government property	-	-	-
Liquidated damages and similar claims	-	-	-
Others (TEF,BTr-Documentary Stamp Tax, etc.)	-	-	-
Add/Less: Adjustments (e.g. cancelled/staled checks)	173,349.10	30,020.00	203,369.10
Balance of Disbursements Authorities to date	1,014,825,488.29	(941,637,219.04)	73,188,269.25
Total Disbursements Program	6,340,679,029.31	714,489,196.43	7,055,168,225.74
Less: Actual Disbursements	5,323,177,278.96	1,368,664,075.12	6,691,841,354.08
(Over)/Under spending	1,017,501,750.35	(654,174,878.69)	363,326,871.66

amp

Department : National Economic and Development Authority (NEDA)
 Agency : Philippine Statistics Authority
 Operating Unit : All
 Organization Code (UACS) : 24 000 0100000
 Fund Cluster : 01 - Regular Agency Fund

Particulars (1)	PRIOR YEAR'S BUDGET					SUB-TOTAL 18=(6+17)	TRUST LIABILITIES				GRAND TOTAL					Remarks (28)	
	CURRENT YEARS ACCOUNTS PAYABLE						TOTAL 17=(11+16)	PS (19)	MOOE (20)	CO (21)	TOTAL (19+20+21)	PS (23)	MOOE (24)	FinEx (25)	CO (26)		TOTAL 27=(23+24+25+26)
	PS (12)	MOOE (13)	FinEx (14)	CO (15)	Sub-Total 16=(12+13+14+15)												
CASH DISBURSEMENTS	-	3,887,945.07	-	-	3,887,945.07	179,078,380.28	1,349,203,898.89	-	-	-	-	185,583,815.02	941,652,182.76	200.00	241,967,700.91	1,349,203,898.89	
Notice of Cash Allocations	-	3,804,082.83	-	-	3,804,082.83	178,992,518.04	1,330,319,132.97	-	-	-	-	163,904,639.08	924,446,592.98	200.00	241,967,700.91	1,330,319,132.97	
MDS Checks Issued	-	3,059,533.48	-	-	3,059,533.48	77,312,759.51	359,723,642.73	-	-	-	-	28,539,055.41	200,898,732.07	200.00	130,285,655.26	359,723,642.73	
Advice to Debit Account	-	744,549.35	-	-	744,549.35	101,679,758.53	970,595,490.24	-	-	-	-	135,365,583.67	723,547,860.91	-	111,682,045.66	970,595,490.24	
Notice of Transfer Allocations (NTA)	-	83,862.24	-	-	83,862.24	83,862.24	18,884,765.72	-	-	-	-	1,879,175.94	17,205,589.78	-	-	18,884,765.72	
MDS Checks Issued	-	48,841.24	-	-	48,841.24	48,841.24	13,978,912.21	-	-	-	-	1,156,117.02	12,822,795.19	-	-	13,978,912.21	
Advice to Debit Account	-	35,021.00	-	-	35,021.00	35,021.00	4,905,853.51	-	-	-	-	523,058.92	4,382,794.59	-	-	4,905,853.51	
Working Fund for FAPS	-	-	-	-	-	-	-	-	-	-	-	-	-	-	-	-	
Disbursement Ceiling (CDC)	-	-	-	-	-	-	-	-	-	-	-	-	-	-	-	-	
TC CASH DISBURSEMENTS	-	3,887,945.07	-	-	3,887,945.07	179,078,380.28	1,349,203,898.89	-	-	-	-	185,583,815.02	941,652,182.76	200.00	241,967,700.91	1,349,203,898.89	
NON-CASH DISBURSEMENTS	-	7,756.89	-	-	7,756.89	7,756.89	19,460,176.43	-	-	-	-	8,039,130.20	11,421,046.23	-	-	19,460,176.43	
Tax Remittance Advices Issued (TRA)	-	7,756.89	-	-	7,756.89	7,756.89	19,460,176.43	-	-	-	-	8,039,130.20	11,421,046.23	-	-	19,460,176.43	
Non-Cash Availment Authority (NCAA)	-	-	-	-	-	-	-	-	-	-	-	-	-	-	-	-	
Disbursements effected through outright deductions from claims	-	-	-	-	-	-	-	-	-	-	-	-	-	-	-	-	
Overpayment of expenses	-	-	-	-	-	-	-	-	-	-	-	-	-	-	-	-	
Restitution for loss of government property	-	-	-	-	-	-	-	-	-	-	-	-	-	-	-	-	
Liquidated damages and similar claims	-	-	-	-	-	-	-	-	-	-	-	-	-	-	-	-	
Others (TEF, BTr-Documentary Stamp Tax, etc.)	-	-	-	-	-	-	-	-	-	-	-	-	-	-	-	-	
TOTAL NON-CASH DISBURSEMENTS	-	7,756.89	-	-	7,756.89	7,756.89	19,460,176.43	-	-	-	-	8,039,130.20	11,421,046.23	-	-	19,460,176.43	
GRAND TOTAL	-	3,895,701.96	-	-	3,895,701.96	179,084,137.17	1,368,664,075.12	-	-	-	-	173,622,945.22	953,073,228.99	200.00	241,967,700.91	1,368,664,075.12	

Certified Correct:

M. Balanza
 MARIA CELES E. BALANZA
 Accounting Division
 Officer-in-Charge

Recommending Approval:

S. Ramores
 SOCRATES L. RAMORES
 Assistant National Statistician
 Finance and Administrative Services

Approved by:

C. Mapa
 CLAIRE DENNIS S. MAPA, Ph.D.
 Undersecretary
 National Statistician and Civil Registrar General