


QUARTERLY REPORT OF REVENUE AND OTHER RECEIPTS
As at the Quarter Ending March 31, 2022



Department: National Economic and Development Authority (NEDA)

Agency: Philippine Statistics Authority


Operating Unit: Central Office

Organization Code (UACS): 240080100000


Fund Cluster: 01 - Regular Agency Fund

Classification/Sources of Revenue and Other Receipts	UACS CODE	REVENUE TARGET (Annual) per BESF	Actual Revenue and Other Receipts Collections					Cumulative Remittance/Deposits to Date			Variance		Remarks
			1st Quarter Ending March 31	2nd Quarter Ending June 30	3rd Quarter Ending Sept. 30	4th Quarter Ending Dec. 31	Total	Remittance to BTr	Deposited with AGDB	Total	Amount	%	
1	2	3	4	5	6	7	8=(4+5+6+7)	9	10	11=(9+10)	12=(8-3)	13=(12/3)	14
Regular Agency Fund		267,355,000.00	234,137,441.79	0.00	0.00	0.00	234,137,441.79	234,137,441.79		234,137,441.79	(33,217,558.21)	-12%	
Revenue Collections		267,355,000.00	234,137,441.79	0.00	0.00	0.00	234,137,441.79	234,137,441.79		234,137,441.79	(33,217,558.21)	-12%	
Cash Receipts		267,355,000.00	234,137,441.79	0.00	0.00	0.00	234,137,441.79	234,137,441.79		234,137,441.79	(33,217,558.21)	-12%	
Non-Tax		267,355,000.00	234,137,441.79	0.00	0.00	0.00	234,137,441.79	234,137,441.79		234,137,441.79	(33,217,558.21)	-12%	
Registration Fees	4020102000	2,718,000.00	2,200.00				2,200.00	2,200.00		2,200.00	(2,715,800.00)	-100%	
Other Verification and Authentication Fees	4020111099	282,759,000.00	233,786,357.76				233,786,357.76	233,786,357.76		233,786,357.76	(28,972,642.24)	-11%	
Income from Printing and Publication	4020215000	73,000.00					0.00			0.00	(73,000.00)	-100%	
Interest Income - Others	4020221099	11,000.00					0.00			0.00	(11,000.00)	-100%	
Fines and Penalties - Business Income	4020223000	300,000.00	16,354.40				16,354.40	16,354.40		16,354.40	(283,645.60)	0%	
Other Business Income	4020299099	1,494,000.00	332,529.63				332,529.63	332,529.63		332,529.63	(1,161,470.37)	-78%	
Gain on Sale of Property, Plant and Equipment	4050104000						0.00			0.00	-	#DIV/0!	
TOTAL		267,355,000.00	234,137,441.79	0.00	0.00	0.00	234,137,441.79	234,137,441.79		234,137,441.79	(33,217,558.21)	-12%	


Certified Correct:


MARIA CELESTE D.L. BALANZA
 Officer-in-Charge
 Accounting Division

Approved by:


CLAIRE DENNIS S. MAPA, PH. D.
 Undersecretary
 National Statistician and Civil Registrar General

QUARTERLY REPORT OF REVENUE AND OTHER RECEIPTS
As at the Quarter Ending March 31, 2022



Department: National Economic and Development Authority (NEDA)

Agency: Philippine Statistics Authority

Operating Unit: All

Organization Code (UACS): 24008000000


Fund Cluster: 01 - Regular Agency Fund

Classification/Sources of Revenue and Other Receipts	UACS CODE	REVENUE TARGET (Annual) per BESF	Actual Revenue and Other Receipts Collections					Cumulative Remittance/Deposits to Date			Variance		Remarks
			1st Quarter Ending March 31	2nd Quarter Ending June 30	3rd Quarter Ending Sept. 30	4th Quarter Ending Dec. 31	Total	Remittance to BTr	Deposited with AGDB	Total	Amount	%	
1	2	3	4	5	6	7	8=(4+5+6+7)	9	10	11=(9+10)	12=(8-3)	13=(12/3)	14
Regular Agency Fund		273,410,000.00	235,787,894.26	0.00	0.00	0.00	235,787,894.26	235,783,918.27		235,783,918.27	(37,622,105.74)	-14%	
Revenue Collections		273,410,000.00	235,787,113.40	0.00	0.00	0.00	235,787,113.40	235,783,137.41		235,783,137.41	(37,622,866.60)	-14%	
Cash Receipts		273,410,000.00	235,787,113.40	0.00	0.00	0.00	235,787,113.40	235,783,137.41		235,783,137.41	(37,622,866.60)	-14%	
Non-Tax		273,410,000.00	235,787,113.40	0.00	0.00	0.00	235,787,113.40	235,783,137.41		235,783,137.41	(37,622,866.60)	-14%	
Registration Fees	4020102000	7,622,000.00	1,530,250.00				1,530,250.00	1,528,250.00		1,528,250.00	(6,091,750.00)	-80%	
Other Verification and Authentication Fees	4020111099	263,560,000.00	233,838,977.76				233,838,977.76	233,837,537.76		233,837,537.76	(28,721,022.24)	-11%	
Income from Printing and Publication	4020215000	146,000.00					0.00			0.00	(146,000.00)	-100%	
Sale of Accountable Forms	4020216005						0.00			0.00	-	#DIV/0!	
Interest Income - Others	4020221099	29,000.00	984.80				984.80	148.96		148.96	(28,015.20)	-97%	
Fines and Penalties - Business Income	4020223000	397,000.00	18,544.76				18,544.76	18,544.76		18,544.76	(378,455.24)	0%	
Other Business Income	4020299099	1,648,000.00	359,792.83				359,792.83	359,792.83		359,792.83	(1,288,207.37)	-78%	
Gain on Sale of Property, Plant and Equipment	4050104000	8,000.00					0.00			0.00	(8,000.00)	-100%	
Other Gains	4050199000						0.00			0.00			
Sale of Unserviceable Property	4060102000						0.00			0.00	-	0%	
Proceeds from Insurance/Indemnities	4060901000						0.00			0.00	-	0%	
Miscellaneous Income	4060999000		38,563.45				38,563.45	38,863.30		38,863.30	38,563.45	0%	
Non-Revenue Collections/Other Receipts		0.00	780.86	0.00	0.00	0.00	780.86	780.86		780.86	780.86	0%	
Cash Receipts		0.00	780.86	0.00	0.00	0.00	780.86	780.86		780.86	780.86	0%	
Others		0.00	780.86	0.00	0.00	0.00	780.86	780.86		780.86	780.86	0%	
Due from Officers and Employees	1030502000						0.00			0.00	-	0%	
Government Equity	3010101000		780.86				780.86	780.86		780.86	780.86	0%	
TOTAL		273,410,000.00	235,787,894.26	0.00	0.00	0.00	235,787,894.26	235,783,918.27		235,783,918.27	(37,622,105.74)	-14%	

Certified Correct:


MARIA CELESTE D.L. BALANZA
 Officer-in-Charge
 Accounting Division

Approved by:


CLAIRE DENNIS S. MAPA, PH. D.
 Undersecretary
 National Statistician and Civil Registrar General