



In following-up, pls. cite DMS ref #  
**2022-BA-0085526-E**

REPUBLIC OF THE PHILIPPINES  
**DEPARTMENT OF BUDGET AND MANAGEMENT**  
GENERAL SOLANO STREET, SAN MIGUEL, MANILA

**ACKNOWLEDGEMENT RECEIPT**

The **DEPARTMENT OF BUDGET AND MANAGEMENT** hereby acknowledges the receipt of your letter/request which has been uploaded to the DBM-Document Management System and routed to the appropriate office/s with the following information:

Sender: Central Office Accounting adcentraloffice2021@gmail.com - EMAIL

Document Title: PSA-FAR 4 AND FAR 5 June 2022

Document Reference No: 2022-BA-0085526-E

Date and Time Uploaded: Friday, July 8, 2022 5:14:06 PM

Uploaded By: CRD RECEIVING ()

Routed To: BMB-A Christine P. Santos


CC:

Total no of pages received: 1 copy and 11 pages

The determination of the completeness of the documentary requirements submitted, if any, is subject to the evaluation of the technical person in charge.

This receipt is system generated and does not require signature.

Received by:



**DOCUMENT  
MANAGEMENT  
SYSTEM**


**MONTHLY REPORT OF DISBURSEMENTS**  
For the month of June 2022

Department : National Economic and Development Authority (NEDA)  
 Agency : Philippine Statistics Authority  
 Operating Unit : Central Office  
 Organization Code (UACS) : 24 008 0100000  
 Fund Cluster : 01 - Regular Agency Fund

Particulars	CURRENT YEAR'S BUDGET					PRIOR YEAR'S BUDGET				
	PS	MOOE	FinEx	CO	TOTAL	PRIOR YEAR'S ACCOUNTS PAYABLE				
	(2)	(3)	(4)	(5)	6=(2+3+4+5)	PS (7)	MOOE (8)	FinEx (9)	CO (10)	Sub-Total 11=(7+8+9+10)
<b>CASH DISBURSEMENTS</b>	<b>41,791,485.68</b>	<b>98,399,909.53</b>	<b>-</b>	<b>18,345,635.52</b>	<b>158,537,030.73</b>	<b>-</b>	<b>204,758,909.80</b>	<b>-</b>	<b>37,443,044.29</b>	<b>242,201,954.09</b>
Notice of Cash Allocations	41,791,485.68	98,399,909.53	-	18,345,635.52	158,537,030.73	-	204,758,909.80	-	37,443,044.29	242,201,954.09
MDS Checks Issued	2,855,868.53	55,629,573.47	-	-	58,485,442.00	-	202,085,882.40	-	37,443,044.29	239,528,926.69
Advice to Debit Account	38,935,617.15	42,770,336.06	-	18,345,635.52	100,051,588.73	-	2,873,027.40	-	-	2,673,027.40
Notice of Transfer Allocations (NTA)	-	-	-	-	-	-	-	-	-	-
MDS Checks Issued	-	-	-	-	-	-	-	-	-	-
Advice to Debit Account	-	-	-	-	-	-	-	-	-	-
Working Fund for FAPS	-	-	-	-	-	-	-	-	-	-
Cash Disbursement Ceiling (CDC)	-	-	-	-	-	-	-	-	-	-
<b>TOTAL CASH DISBURSEMENTS</b>	<b>41,791,485.68</b>	<b>98,399,909.53</b>	<b>-</b>	<b>18,345,635.52</b>	<b>158,537,030.73</b>	<b>-</b>	<b>204,758,909.80</b>	<b>-</b>	<b>37,443,044.29</b>	<b>242,201,954.09</b>
<b>NON-CASH DISBURSEMENTS</b>	<b>4,393,589.46</b>	<b>12,497,991.68</b>	<b>-</b>	<b>-</b>	<b>16,891,581.14</b>	<b>-</b>	<b>-</b>	<b>-</b>	<b>-</b>	<b>-</b>
Tax Remittance Advices Issued (TRA)	4,393,589.46	12,497,991.68	-	-	16,891,581.14	-	-	-	-	-
Non-Cash Availment Authority (NCAA)	-	-	-	-	-	-	-	-	-	-
Disbursements effected through outright deductions from claims	-	-	-	-	-	-	-	-	-	-
Overpayment of expenses	-	-	-	-	-	-	-	-	-	-
Restitution for loss of government property	-	-	-	-	-	-	-	-	-	-
Liquidated damages and similar claims	-	-	-	-	-	-	-	-	-	-
Others (TEF,BTr-Documentary Stamp Tax, etc.)	-	-	-	-	-	-	-	-	-	-
<b>TOTAL NON-CASH DISBURSEMENTS</b>	<b>4,393,589.46</b>	<b>12,497,991.68</b>	<b>-</b>	<b>-</b>	<b>16,891,581.14</b>	<b>-</b>	<b>-</b>	<b>-</b>	<b>-</b>	<b>-</b>
<b>GRAND TOTAL</b>	<b>46,185,075.14</b>	<b>110,897,901.21</b>	<b>-</b>	<b>18,345,635.52</b>	<b>175,428,611.87</b>	<b>-</b>	<b>204,758,909.80</b>	<b>-</b>	<b>37,443,044.29</b>	<b>242,201,954.09</b>

**SUMMARY**


Particulars	Previous Report	Current Month	As of Date
(1)	(2)	(3)	(4)
Total Disbursement Authorities Received	2,414,332,664.29	914,021,581.14	3,328,354,245.43
NCA	2,318,290,000.00	897,130,000.00	3,215,420,000.00
NTA	-	-	-
Working Fund	-	-	-
TRA	96,042,664.29	16,891,581.14	112,934,245.43
CDC	-	-	-
NCAA	-	-	-
Less: Notice of Transfer Allocation (NTA) issued*	1,328,054,272.08	496,427,831.56	1,824,482,103.64
Total Disbursements Authorities Available	1,086,278,392.21	417,593,749.58	1,503,872,141.79
Less:	-	-	-
Lapsed NCA	50.07	1,290.82	1,340.89
Disbursements	1,086,240,234.94	417,630,565.96	1,503,870,800.90
Less: Other Non-Cash Disbursements	-	-	-
Disbursements effected through outright deductions from claims	-	-	-
Others (TEF,BTr-Documentary Stamp Tax, etc.)	-	-	-
Add/Less: Adjustments (e.g. cancelled/staled checks)	-	-	-
Balance of Disbursements Authorities to date	38,107.20	(38,107.20)	(0.00)
Total Disbursements Program	1,086,278,392.21	417,593,749.58	1,503,872,141.79
Less: Actual Disbursements	1,086,240,234.94	417,630,565.96	1,503,870,800.90
(Over)/Under spending	38,157.27	(36,816.38)	1,340.89



*FW*      *SS*

*dmr*

Department : National Economic and Development Authority (NEDA)  
 Agency : Philippine Statistics Authority  
 Operating Unit : Central Office  
 Organization Code (UACB) : 24 008 0100000  
 Fund Cluster : 01 - Regular Agency Fund



Particulars (1)	PRIOR YEAR'S BUDGET						SUB-TOTAL 18=(6+17)	TRUST LIABILITIES				GRAND TOTAL					Remarks (28)
	CURRENT YEARS ACCOUNTS PAYABLE					TOTAL 17=(11+16)		PS (19)	MOOE (20)	CO (21)	TOTAL =(19+20+21)	PS (23)	MOOE (24)	FinEx (25)	CO (26)	TOTAL 27=(23+24+25+26)	
	PS (12)	MOOE (13)	FinEx (14)	CO (15)	Sub-Total =(12+13+14+15)												
<b>CASH DISBURSEMENTS</b>	-	-	-	-	-	242,201,954.09	400,738,984.82	-	-	-	-	41,791,485.68	303,158,819.33	-	55,788,679.81	400,738,984.82	
Notice of Cash Allocations	-	-	-	-	-	242,201,954.09	400,738,984.82	-	-	-	-	41,791,485.68	303,158,819.33	-	55,788,679.81	400,738,984.82	
MDS Checks Issued	-	-	-	-	-	239,528,928.89	298,014,368.69	-	-	-	-	2,855,868.53	257,715,455.87	-	37,443,044.28	298,014,368.69	
Advice to Debit Account	-	-	-	-	-	2,873,027.40	102,724,616.13	-	-	-	-	38,935,617.15	45,443,363.46	-	18,345,635.52	102,724,616.13	
Notice of Transfer Allocations (NTA)	-	-	-	-	-	-	-	-	-	-	-	-	-	-	-	-	
MDS Checks Issued	-	-	-	-	-	-	-	-	-	-	-	-	-	-	-	-	
Advice to Debit Account	-	-	-	-	-	-	-	-	-	-	-	-	-	-	-	-	
Working Fund for FAPS	-	-	-	-	-	-	-	-	-	-	-	-	-	-	-	-	
Cash Disbursement Ceiling (CDC)	-	-	-	-	-	-	-	-	-	-	-	-	-	-	-	-	
<b>TOTAL CASH DISBURSEMENTS</b>	-	-	-	-	-	242,201,954.09	400,738,984.82	-	-	-	-	41,791,485.68	303,158,819.33	-	55,788,679.81	400,738,984.82	
<b>NON-CASH DISBURSEMENTS</b>	-	-	-	-	-	-	16,891,581.14	-	-	-	-	4,393,589.46	12,497,991.68	-	-	16,891,581.14	
Tax Remittance Advices Issued (TRA)	-	-	-	-	-	-	16,891,581.14	-	-	-	-	4,393,589.46	12,497,991.68	-	-	16,891,581.14	
Non-Cash Availment Authority (NCAA)	-	-	-	-	-	-	-	-	-	-	-	-	-	-	-	-	
Disbursements effected through outright deductions from claims	-	-	-	-	-	-	-	-	-	-	-	-	-	-	-	-	
Overpayment of expenses	-	-	-	-	-	-	-	-	-	-	-	-	-	-	-	-	
Restitution for loss of government property	-	-	-	-	-	-	-	-	-	-	-	-	-	-	-	-	
Liquidated damages and similar claims	-	-	-	-	-	-	-	-	-	-	-	-	-	-	-	-	
Others (TEF, BTr-Documentary Stamp Tax, etc.)	-	-	-	-	-	-	-	-	-	-	-	-	-	-	-	-	
<b>TOTAL NON-CASH DISBURSEMENTS</b>	-	-	-	-	-	-	16,891,581.14	-	-	-	-	4,393,589.46	12,497,991.68	-	-	16,891,581.14	
<b>GRAND TOTAL</b>	-	-	-	-	-	242,201,954.09	417,630,565.96	-	-	-	-	46,185,075.14	315,656,811.01	-	55,788,679.81	417,630,565.96	

Certified Correct:  
  
 MARIA CELESTE D.L. BALANZA  
 Accounting Division  
 Officer-in-Charge

Recommending Approval:  
  
 SOCRATES L. RAMORES  
 Assistant National Statistician  
 Finance and Administrative Services

Approved by:  
  
 DIVINA GRACIA L. DEL PRADO  
 Assistant National Statistician  
 Economic Sector Statistics Service  
 for - CLARE DENNIS S. MAPA, Ph. D.  
 Undersecretary  
 National Statistician and Civil Registrar General

**MONTHLY REPORT OF DISBURSEMENTS**  
For the month of June 2022

Department : National Economic and Development Authority (NEDA)  
 Agency : Philippine Statistics Authority  
 Operating Unit : Central Office  
 Organization Code (UACS) : 24 008 0100000  
 Fund Cluster : 07 - Trust Fund

Particulars (1)	CURRENT YEAR'S BUDGET					PRIOR YEAR'S BUDGET				
	PS	MOOE	FinEx	CO	TOTAL	PRIOR YEAR'S ACCOUNTS PAYABLE				
	(2)	(3)	(4)	(5)	6=(2+3+4+5)	PS	MOOE	FinEx	CO	Sub-Total 11=(7+8+9+10)
<b>CASH DISBURSEMENTS</b>	-	1,185,502.89	-	-	1,185,502.89	-	-	-	-	-
Notice of Cash Allocations	-	1,185,502.89	-	-	1,185,502.89	-	-	-	-	-
MDS Checks Issued										
Advice to Debit Account		1,185,502.89			1,185,502.89					
Notice of Transfer Allocations (NTA)	-	-	-	-	-	-	-	-	-	-
MDS Checks Issued										
Advice to Debit Account										
Working Fund for FAPS										
Cash Disbursement Ceiling (CDC)										
<b>TOTAL CASH DISBURSEMENTS</b>	-	1,185,502.89	-	-	1,185,502.89	-	-	-	-	-
<b>NON-CASH DISBURSEMENTS</b>	-	-	-	-	-	-	-	-	-	-
Tax Remittance Advices Issued (TRA)										
Non-Cash Availment Authority (NCAA)										
Disbursements effected through outright deductions from claims	-	-	-	-	-	-	-	-	-	-
Overpayment of expenses										
Restitution for loss of government property										
Liquidated damages and similar claims										
Others (TEF,BTr-Documentary Stamp Tax, etc.)										
<b>TOTAL NON-CASH DISBURSEMENTS</b>	-	-	-	-	-	-	-	-	-	-
<b>GRAND TOTAL</b>	-	1,185,502.89	-	-	1,185,502.89	-	-	-	-	-

**SUMMARY**


Particulars (1)	Previous Report (2)	Current Month (3)	As of Date (4)
Total Disbursement Authorities Received	125,701,677.00	-	125,701,677.00
NCA	125,701,677.00	-	125,701,677.00
NTA	-	-	-
Working Fund	-	-	-
TRA	-	-	-
CDC	-	-	-
NCAA	-	-	-
Less: Notice of Transfer Allocation (NTA) issued*	-	-	-
Total Disbursements Authorities Available	125,701,677.00	-	125,701,677.00
Less:	-	-	-
Lapsed NCA	-	-	-
Disbursements	19,589,531.36	1,185,502.89	20,775,034.25
Less: Other Non-Cash Disbursements	-	-	-
Disbursements effected through outright deductions from claims	-	-	-
Others (TEF,BTr-Documentary Stamp Tax, etc.)	-	-	-
Add/Less: Adjustments (e.g. cancelled/staled checks)	-	-	-
Balance of Disbursements Authorities to date	106,112,145.64	(1,185,502.89)	104,926,642.75
Total Disbursements Program	125,701,677.00	-	125,701,677.00
Less: Actual Disbursements	19,589,531.36	1,185,502.89	20,775,034.25
(Over)/Under spending	106,112,145.64	(1,185,502.89)	104,926,642.75




*AW*


*JS*



Department : National Economic and Development Authority (NEDA)  
 Agency : Philippine Statistics Authority  
 Operating Unit : Central Office  
 Organization Code (UACS) : 24 008 0100000  
 Fund Cluster : 07 - Trust Fund



Particulars (1)	PRIOR YEAR'S BUDGET						SUB-TOTAL 18=(6+17)	TRUST LIABILITIES				GRAND TOTAL					Remarks (28)	
	CURRENT YEARS ACCOUNTS PAYABLE					TOTAL 17=(11+16)		PS (19)	MOOE (20)	CO (21)	TOTAL =(19+20+21)	PS (23)	MOOE (24)	FinEx (25)	CO (26)	TOTAL 27=(23+24+25+26)		
	PS (12)	MOOE (13)	FinEx (14)	CO (15)	Sub-Total =(12+13+14+15)													
CASH DISBURSEMENTS	-	-	-	-	-	-	1,185,502.89	-	-	-	-	-	1,185,502.89	-	-	-	1,185,502.89	
Notice of Cash Allocations	-	-	-	-	-	-	1,185,502.89	-	-	-	-	-	1,185,502.89	-	-	-	1,185,502.89	
MDS Checks Issued	-	-	-	-	-	-	-	-	-	-	-	-	-	-	-	-	-	
Advice to Debit Account	-	-	-	-	-	-	1,185,502.89	-	-	-	-	-	1,185,502.89	-	-	-	1,185,502.89	
Notice of Transfer Allocations (NTA)	-	-	-	-	-	-	-	-	-	-	-	-	-	-	-	-	-	
MDS Checks Issued	-	-	-	-	-	-	-	-	-	-	-	-	-	-	-	-	-	
Advice to Debit Account	-	-	-	-	-	-	-	-	-	-	-	-	-	-	-	-	-	
Working Fund for FAPS	-	-	-	-	-	-	-	-	-	-	-	-	-	-	-	-	-	
Cash Disbursement Ceiling (CDC)	-	-	-	-	-	-	-	-	-	-	-	-	-	-	-	-	-	
TOTAL CASH DISBURSEMENTS	-	-	-	-	-	-	1,185,502.89	-	-	-	-	-	1,185,502.89	-	-	-	1,185,502.89	
NON-CASH DISBURSEMENTS	-	-	-	-	-	-	-	-	-	-	-	-	-	-	-	-	-	
Tax Remittance Advices Issued (TRA)	-	-	-	-	-	-	-	-	-	-	-	-	-	-	-	-	-	
Non-Cash Availment Authority (NCAA)	-	-	-	-	-	-	-	-	-	-	-	-	-	-	-	-	-	
Disbursements effected through outright deductions from claims	-	-	-	-	-	-	-	-	-	-	-	-	-	-	-	-	-	
Overpayment of expenses	-	-	-	-	-	-	-	-	-	-	-	-	-	-	-	-	-	
Restitution for loss of government property	-	-	-	-	-	-	-	-	-	-	-	-	-	-	-	-	-	
Liquidated damages and similar claims	-	-	-	-	-	-	-	-	-	-	-	-	-	-	-	-	-	
Others (TEF, BTr-Documentary Stamp Tax, etc.)	-	-	-	-	-	-	-	-	-	-	-	-	-	-	-	-	-	
TOTAL NON-CASH DISBURSEMENTS	-	-	-	-	-	-	-	-	-	-	-	-	-	-	-	-	-	
GRAND TOTAL	-	-	-	-	-	-	1,185,502.89	-	-	-	-	-	1,185,502.89	-	-	-	1,185,502.89	

Certified Correct:  
  
 MARIA CELESTE D.L. BALANZA  
 Accounting Division  
 Officer-in-Charge

Recommending Approval:  
  
 SOCRATES L. RAMORES  
 Assistant National Statistician  
 Finance and Administrative Services

Approved by:  
  
 DIVINA GRACIA L. DEL PRADO  
 Assistant National Statistician  
 Economic Sector Statistics Service  
  
 CLAIRE DENNIS S. MAPA, Ph. D.  
 Undersecretary  
 National Statistician and Civil Registrar General


**MONTHLY REPORT OF DISBURSEMENTS**  
For the month of June 2022

Department : National Economic and Development Authority (NEDA)  
 Agency : Philippine Statistics Authority  
 Operating Unit : Consolidated Regional Statistical Services Office  
 Organization Code (UACS) : 24 808 8100808  
 Fund Cluster : 01 - Regular Agency Fund

Particulars (1)	CURRENT YEAR'S BUDGET					PRIOR YEAR'S BUDGET				
	PS (2)	MOOE (3)	FinEx (4)	CO (5)	TOTAL 6=(2+3+4+5)	PRIOR YEAR'S ACCOUNTS PAYABLE				
						PS (7)	MOOE (8)	FinEx (9)	CO (10)	Sub-Total 11=(7+8+9+10)
<b>CASH DISBURSEMENTS</b>	104,124,414.73	596,289,519.53	-	-	700,413,934.26	-	-	-	-	-
Notice of Cash Allocations	101,906,181.78	582,104,295.69	-	-	684,010,477.47	-	-	-	-	-
MDS Checks Issued	17,316,615.28	68,637,235.00	-	-	85,953,850.28	-	-	-	-	-
Advice to Debit Account	84,589,566.50	513,467,060.69	-	-	598,056,627.19	-	-	-	-	-
Notice of Transfer Allocations (NTA)	2,218,232.95	14,185,223.84	-	-	16,403,456.79	-	-	-	-	-
MDS Checks Issued	890,382.64	4,549,157.35	-	-	5,439,539.99	-	-	-	-	-
Advice to Debit Account	1,327,850.31	9,636,066.49	-	-	10,963,916.80	-	-	-	-	-
Working Fund for FAPS	-	-	-	-	-	-	-	-	-	-
Cash Disbursement Ceiling (CDC)	-	-	-	-	-	-	-	-	-	-
<b>TOTAL CASH DISBURSEMENTS</b>	104,124,414.73	596,289,519.53	-	-	700,413,934.26	-	-	-	-	-
<b>NON-CASH DISBURSEMENTS</b>	5,484,930.87	6,945,952.70	-	37,285.72	12,468,169.29	-	-	-	-	-
Tax Remittance Advices Issued (TRA)	5,484,930.87	6,945,952.70	-	37,285.72	12,468,169.29	-	-	-	-	-
Non-Cash Availment Authority (NCAA)	-	-	-	-	-	-	-	-	-	-
Disbursements effected through outright deductions from claims	-	-	-	-	-	-	-	-	-	-
Overpayment of expenses	-	-	-	-	-	-	-	-	-	-
Restitution for loss of government property	-	-	-	-	-	-	-	-	-	-
Liquidated damages and similar claims	-	-	-	-	-	-	-	-	-	-
Others (TEF,BTr-Documentary Stamp Tax, etc.)	-	-	-	-	-	-	-	-	-	-
<b>TOTAL NON-CASH DISBURSEMENTS</b>	5,484,930.87	6,945,952.70	-	37,285.72	12,468,169.29	-	-	-	-	-
<b>GRAND TOTAL</b>	109,609,345.60	603,235,472.23	-	37,285.72	712,882,103.55	-	-	-	-	-

**SUMMARY**


	Previous Report (2)	Current Month (3)	As of Date (4)
Total Disbursement Authorities Received	2,205,869,646.01	657,993,915.42	2,863,863,561.43
NCA	735,676,000.00	118,682,000.00	854,358,000.00
NTA	1,397,425,572.36	526,797,887.78	1,924,223,460.14
Working Fund	-	-	-
TRA	72,768,073.65	12,514,027.64	85,282,101.29
CDC	-	-	-
NCAA	-	-	-
Less: Notice of Transfer Allocation (NTA) issued*	69,709,366.28	30,031,990.22	99,741,356.50
Total Disbursements Authorities Available	2,136,160,279.73	627,961,925.20	2,764,122,204.93
Less:	-	-	-
Lapsed NCA	29,326.48	2,713,090.44	2,742,416.92
Disbursements	2,022,420,750.51	716,974,255.31	2,739,395,005.82
Less: Other Non-Cash Disbursements	-	-	-
Disbursements effected through outright deductions from claims	-	-	-
Overpayment of expenses	-	-	-
Restitution for loss of government property	-	-	-
Liquidated damages and similar claims	-	-	-
Others (TEF,BTr-Documentary Stamp Tax, etc.)	-	-	-
Add/less: Adjustments (e.g. cancelled/staled checks)	43,275.03	25,165.00	68,440.03
Balance of Disbursements Authorities to date	113,753,477.77	(91,700,255.55)	22,053,222.22
Total Disbursements Program	2,136,203,554.76	627,987,090.20	2,764,190,844.96
Less: Actual Disbursements	2,022,420,750.51	716,974,255.31	2,739,395,005.82
(Over)/Under spending	113,782,804.25	(88,987,165.11)	24,795,639.14



*Handwritten signatures and initials.*

*Handwritten initials.*

Department : National Economic and Development Authority (NEDA)  
 Agency : Philippine Statistics Authority  
 Operating Unit : Consolidated Regional Statistical Services Office  
 Organization Code (UACS) : 24 008 0100000  
 Fund Cluster : 01 - Regular Agency Fund




Particulars (1)	PRIOR YEAR'S BUDGET						SUB-TOTAL (18)=(6+17)	TRUST LIABILITIES				GRAND TOTAL					Remarks (28)
	CURRENT YEARS ACCOUNTS PAYABLE					TOTAL (17)=(11+16)		PS (19)	MOOE (20)	CO (21)	TOTAL (2)=(19+20+21)	PS (23)	MOOE (24)	FinEx (25)	CO (26)	TOTAL (27)=(23+24+25+26)	
	PS (12)	MOOE (13)	FinEx (14)	CO (15)	Sub-Total (6)=(12+13+14+15)												
<b>CASH DISBURSEMENTS</b>	-	4,046,293.41	-	-	4,046,293.41	4,046,293.41	704,460,227.67	-	-	-	-	104,124,414.73	600,335,812.94	-	-	704,460,227.67	
Notice of Cash Allocations	-	2,381,759.42	-	-	2,381,759.42	2,381,759.42	686,392,236.89	-	-	-	-	101,906,181.78	584,486,055.11	-	-	686,392,236.89	
MDS Checks Issued	-	337,240.67	-	-	337,240.67	337,240.67	86,291,090.95	-	-	-	-	17,316,615.28	68,974,475.67	-	-	86,291,090.95	
Advice to Debit Account	-	2,044,518.75	-	-	2,044,518.75	2,044,518.75	600,101,145.94	-	-	-	-	84,589,566.50	515,511,579.44	-	-	600,101,145.94	
Notice of Transfer Allocations (NTA)	-	1,664,533.99	-	-	1,664,533.99	1,664,533.99	18,067,990.78	-	-	-	-	2,218,232.95	15,849,757.83	-	-	18,067,990.78	
MDS Checks Issued	-	556,463.97	-	-	556,463.97	556,463.97	5,996,003.96	-	-	-	-	890,382.64	5,105,621.32	-	-	5,996,003.96	
Advice to Debit Account	-	1,108,070.02	-	-	1,108,070.02	1,108,070.02	12,071,986.82	-	-	-	-	1,327,850.31	10,744,136.51	-	-	12,071,986.82	
Working Fund for FAPS	-	-	-	-	-	-	-	-	-	-	-	-	-	-	-	-	
Cash Disbursement Ceiling (CDC)	-	-	-	-	-	-	-	-	-	-	-	-	-	-	-	-	
<b>TOTAL CASH DISBURSEMENTS</b>	-	4,046,293.41	-	-	4,046,293.41	4,046,293.41	704,460,227.67	-	-	-	-	104,124,414.73	600,335,812.94	-	-	704,460,227.67	
<b>NON-CASH DISBURSEMENTS</b>	-	45,858.35	-	-	45,858.35	45,858.35	12,514,027.64	-	-	-	-	5,484,930.87	6,991,811.05	-	37,285.72	12,514,027.64	
Tax Remittance Advices Issued (TRA)	-	45,858.35	-	-	45,858.35	45,858.35	12,514,027.64	-	-	-	-	5,484,930.87	6,991,811.05	-	37,285.72	12,514,027.64	
Non-Cash Availment Authority (NCAA)	-	-	-	-	-	-	-	-	-	-	-	-	-	-	-	-	
Disbursements effected through outright deductions from claims	-	-	-	-	-	-	-	-	-	-	-	-	-	-	-	-	
Overpayment of expenses	-	-	-	-	-	-	-	-	-	-	-	-	-	-	-	-	
Restitution for loss of government property	-	-	-	-	-	-	-	-	-	-	-	-	-	-	-	-	
Liquidated damages and similar claims	-	-	-	-	-	-	-	-	-	-	-	-	-	-	-	-	
Others (TEF, BTr-Documentary Stamp Tax, etc.)	-	-	-	-	-	-	-	-	-	-	-	-	-	-	-	-	
<b>TOTAL NON-CASH DISBURSEMENTS</b>	-	45,858.35	-	-	45,858.35	45,858.35	12,514,027.64	-	-	-	-	5,484,930.87	6,991,811.05	-	37,285.72	12,514,027.64	
<b>GRAND TOTAL</b>	-	4,092,151.76	-	-	4,092,151.76	4,092,151.76	716,974,255.31	-	-	-	-	109,609,345.60	607,327,623.99	-	37,285.72	716,974,255.31	


Certified Correct:


  
 MARIA CELESTE D.L. BALANZA  
 Accounting Division  
 Officer-in-Charge

Recommending Approval:

  
 SOCRATES L. RAMORES  
 Assistant National Statistician  
 Finance and Administrative Services

Approved by:

  
 DIVINA GRACIA L. DEL PRADO  
 Assistant National Statistician  
 Economic Sector Statistics Service

  
 CLAIRE DENNIS S. MAPA, Ph. D.  
 Undersecretary  
 National Statistician and Civil Registrar General


MONTHLY REPORT OF DISBURSEMENTS  
For the month of June 2022

Department : National Economic and Development Authority (NEDA)  
Agency : Philippine Statistics Authority  
Operating Unit : All  
Organization Code (UACS) : 24 008 0100000  
Fund Cluster : 01 - Regular Agency Fund

Particulars (1)	CURRENT YEAR'S BUDGET					PRIOR YEAR'S BUDGET				
	PS	MOOE	FinEx	CO	TOTAL	PS	MOOE	FinEx	CO	Sub-Total
	(2)	(3)	(4)	(5)	6=(2+3+4+5)	(7)	(8)	(9)	(10)	11=(7+8+9+10)
CASH DISBURSEMENTS	145,915,900.41	694,689,429.06	-	18,345,635.52	858,950,964.99	-	204,758,909.80	-	37,443,044.29	242,201,954.09
Notice of Cash Allocations	143,697,667.46	680,504,205.22	-	18,345,635.52	842,547,508.20	-	204,758,909.80	-	37,443,044.29	242,201,954.09
MDS Checks Issued	20,172,483.81	124,266,808.47	-	-	144,439,292.28	-	202,085,882.40	-	37,443,044.29	239,528,926.69
Advice to Debit Account	123,525,183.65	556,237,396.75	-	18,345,635.52	698,108,215.92	-	2,673,027.40	-	-	2,673,027.40
Notice of Transfer Allocations (NTA)	2,218,232.95	14,185,223.84	-	-	16,403,456.79	-	-	-	-	-
MDS Checks Issued	890,382.64	4,549,157.35	-	-	5,439,539.99	-	-	-	-	-
Advice to Debit Account	1,327,850.31	9,636,066.49	-	-	10,963,916.80	-	-	-	-	-
Working Fund for FAPS	-	-	-	-	-	-	-	-	-	-
Cash Disbursement Ceiling (CDC)	-	-	-	-	-	-	-	-	-	-
TOTAL CASH DISBURSEMENTS	145,915,900.41	694,689,429.06	-	18,345,635.52	858,950,964.99	-	204,758,909.80	-	37,443,044.29	242,201,954.09
NON-CASH DISBURSEMENTS	9,878,520.33	19,443,944.38	-	37,285.72	29,359,750.43	-	-	-	-	-
Tax Remittance Advices Issued (TRA)	9,878,520.33	19,443,944.38	-	37,285.72	29,359,750.43	-	-	-	-	-
Non-Cash Availment Authority (NCAA)	-	-	-	-	-	-	-	-	-	-
Disbursements effected through outright deductions from claims	-	-	-	-	-	-	-	-	-	-
Overpayment of expenses	-	-	-	-	-	-	-	-	-	-
Restitution for loss of government property	-	-	-	-	-	-	-	-	-	-
Liquidated damages and similar claims	-	-	-	-	-	-	-	-	-	-
Others (TEF,BTR-Documentary Stamp Tax, etc.)	-	-	-	-	-	-	-	-	-	-
TOTAL NON-CASH DISBURSEMENTS	9,878,520.33	19,443,944.38	-	37,285.72	29,359,750.43	-	-	-	-	-
GRAND TOTAL	155,794,420.74	714,133,373.44	-	18,382,921.24	888,310,715.42	-	204,758,909.80	-	37,443,044.29	242,201,954.09

SUMMARY


	Previous Report (2)	Current Month (3)	As of Date (4)
Total Disbursement Authorities Received	4,620,540,376.30	1,571,677,430.56	6,192,217,806.86
NCA	3,053,986,000.00	1,015,812,000.00	4,069,778,000.00
NTA	1,397,763,638.36	526,459,821.78	1,924,223,460.14
Working Fund	-	-	-
TRA	168,810,737.94	29,405,608.78	198,216,346.72
CDC	-	-	-
NCAA	-	-	-
Less: Notice of Transfer Allocation (NTA) issued*	1,397,763,638.36	526,459,821.78	1,924,223,460.14
Total Disbursements Authorities Available	3,222,776,737.94	1,045,217,608.78	4,267,994,346.72
Less:	-	-	-
Lapsed NCA	29,376.55	2,714,381.26	2,743,757.81
Disbursements	3,108,680,985.45	1,134,604,821.27	4,243,285,806.72
Less: Other Non-Cash Disbursements	-	-	-
Disbursements effected through outright deductions from claims	-	-	-
Overpayment of expenses	-	-	-
Restitution for loss of government property	-	-	-
Liquidated damages and similar claims	-	-	-
Others (TEF,BTR-Documentary Stamp Tax, etc.)	-	-	-
Add/Less: Adjustments (e.g. cancelled/staled checks)	43,275.03	25,165.00	68,440.03
Balance of Disbursements Authorities to date	114,129,650.97	(92,076,428.75)	22,053,222.22
Total Disbursements Program	3,222,820,012.97	1,045,242,773.78	4,268,062,786.75
Less: Actual Disbursements	3,108,680,985.45	1,134,604,821.27	4,243,285,806.72
(Over)/Under spending	114,159,027.52	(89,362,047.49)	24,796,980.03



*Handwritten signatures and initials.*



Department : National Economic and Development Authority (NEDA)  
 Agency : Philippine Statistics Authority  
 Operating Unit : All  
 Organization Code (UACS) : 24 006 0100000  
 Fund Cluster : 01 - Regular Agency Fund




Particulars (1)	PRIOR YEAR'S BUDGET						SUB-TOTAL 18=(6+17)	TRUST LIABILITIES				GRAND TOTAL					Remarks (28)
	CURRENT YEARS ACCOUNTS PAYABLE					TOTAL 17=(11+18)		PS (19)	MOOE (20)	CO (21)	TOTAL 2=(19+20+21)	PS (23)	MOOE (24)	FinEx (25)	CO (26)	TOTAL 27=(23+24+25+26)	
	PS (12)	MOOE (13)	FinEx (14)	CO (15)	Sub-Total 6=(12+13+14+15)												
CASH DISBURSEMENTS	-	4,046,293.41	-	-	4,046,293.41	246,248,247.50	1,105,199,212.49	-	-	-	-	145,915,900.41	903,494,632.27	-	55,788,879.81	1,105,199,212.49	
Notice of Cash Allocations	-	2,381,759.42	-	-	2,381,759.42	244,583,713.51	1,087,131,221.71	-	-	-	-	143,697,667.48	887,644,874.44	-	55,788,879.81	1,087,131,221.71	
MDS Checks Issued	-	337,240.67	-	-	337,240.67	239,866,167.36	384,305,459.64	-	-	-	-	20,172,483.81	326,889,931.54	-	37,443,044.26	384,305,459.64	
Advice to Debit Account	-	2,044,518.75	-	-	2,044,518.75	4,717,546.15	702,825,762.07	-	-	-	-	123,525,183.65	560,954,942.90	-	18,345,835.52	702,825,762.07	
Notice of Transfer Allocations (NTA)	-	1,664,533.99	-	-	1,664,533.99	1,664,533.99	18,067,990.78	-	-	-	-	2,218,232.95	15,849,757.83	-	-	18,067,990.78	
MDS Checks Issued	-	556,483.97	-	-	556,483.97	556,483.97	5,996,003.96	-	-	-	-	690,382.64	5,105,621.32	-	-	5,996,003.96	
Advice to Debit Account	-	1,108,070.02	-	-	1,108,070.02	1,108,070.02	12,071,966.82	-	-	-	-	1,327,850.31	10,744,136.51	-	-	12,071,966.82	
Working Fund for FAPS	-	-	-	-	-	-	-	-	-	-	-	-	-	-	-	-	
Cash Disbursement Ceiling (CDC)	-	-	-	-	-	-	-	-	-	-	-	-	-	-	-	-	
TOTAL CASH DISBURSEMENTS	-	4,046,293.41	-	-	4,046,293.41	246,248,247.50	1,105,199,212.49	-	-	-	-	145,915,900.41	903,494,632.27	-	55,788,879.81	1,105,199,212.49	
NON-CASH DISBURSEMENTS	-	45,858.35	-	-	45,858.35	45,858.35	29,405,608.78	-	-	-	-	9,878,520.33	19,489,802.73	-	37,285.72	29,405,608.78	
Tax Remittance Advices Issued (TRA)	-	45,858.35	-	-	45,858.35	45,858.35	29,405,608.78	-	-	-	-	9,878,520.33	19,489,802.73	-	37,285.72	29,405,608.78	
Non-Cash Availment Authority (NCAA)	-	-	-	-	-	-	-	-	-	-	-	-	-	-	-	-	
Disbursements effected through outright deductions from claims	-	-	-	-	-	-	-	-	-	-	-	-	-	-	-	-	
Overpayment of expenses	-	-	-	-	-	-	-	-	-	-	-	-	-	-	-	-	
Restitution for loss of government property	-	-	-	-	-	-	-	-	-	-	-	-	-	-	-	-	
Liquidated damages and similar claims	-	-	-	-	-	-	-	-	-	-	-	-	-	-	-	-	
Others (TEF, BTR-Documentary Stamp Tax, etc.)	-	-	-	-	-	-	-	-	-	-	-	-	-	-	-	-	
TOTAL NON-CASH DISBURSEMENTS	-	45,858.35	-	-	45,858.35	45,858.35	29,405,608.78	-	-	-	-	9,878,520.33	19,489,802.73	-	37,285.72	29,405,608.78	
GRAND TOTAL	-	4,092,151.76	-	-	4,092,151.76	246,294,105.85	1,134,604,821.27	-	-	-	-	155,794,420.74	922,984,435.00	-	55,825,865.53	1,134,604,821.27	


Certified Correct:


  
 MARIA CELESTE D.L. BALANZA  
 Accounting Division  
 Officer-in-Charge

Recommending Approval:

  
 SOCRATES L. RAMORES  
 Assistant National Statistician  
 Finance and Administrative Services

Approved by:

  
 DIVINA GRACIA L. DEL PRADO  
 Assistant National Statistician  
 Economic Sector Statistics Service

  
 CLAIRE DENNIS S. MAPA, Ph. D.  
 Undersecretary  
 National Statistician and Civil Registrar General