




REPUBLIC OF THE PHILIPPINES
PHILIPPINE STATISTICS AUTHORITY

Reference No. 20-FAS-03-0086

10 March 2020

MS. LUZVI PANGAN-CHATTO
Assistant Commissioner
COA-Government Accountancy Office
Commonwealth Ave., Quezon City




Dear Madam,

We are transmitting the following Financial Accountability Reports (FAR) for the month of February 2020 as listed below:

- Central Office Monthly Report of Disbursement (FAR no. 4) – Regular Fund
- Consolidated RSSO Monthly Report of Disbursement (FAR no. 4) – Regular Fund
- ALL (combined Central Office and RSSO) Monthly Report of Disbursement (FAR no. 4) – Regular Fund

Please acknowledge receipt. Thank you.

Very truly yours,


MS. MARIA CELESTE D.L. BALANZA
Officer-in-Charge, Accounting Division *CMAS*

Handwritten note: AT Sin 4:03 PM

ACKNOWLEDGMENT RECEIPT

MS. MARIA CELESTE D.L. BALANZA
Officer-in-Charge, Accounting Division
PSA

This is to acknowledge receipt of the reports as mentioned above

Received by: _____

Date Received: _____



PSA Complex, East Avenue, Diliman, Quezon City, Philippines 1101
Telephone: (632) 8938-5267
www.psa.gov.ph



... following-up, pls. cite DMS ref #
2020-BA-0031627

REPUBLIC OF THE PHILIPPINES
DEPARTMENT OF BUDGET AND MANAGEMENT
GENERAL SOLANO STREET, SAN MIGUEL, MANILA

ACKNOWLEDGEMENT RECEIPT

The **DEPARTMENT OF BUDGET AND MANAGEMENT** hereby acknowledges the receipt of your letter/request which has been uploaded to the DBM-Document Management System and routed to the appropriate office/s with the following information:

Sender: PSA - PERSONAL DELIVERY

Document Title: NEDA-PSA-MONTHLY REPORT OF DISBURSEMENT FAR NO. 4 FOR THE MONTH OF FEBRUARY 2020

Document Reference No: 2020-BA-0031627

Date and Time Uploaded: Tuesday, March 10, 2020 4:33:38 PM

Uploaded By: RECEIVING EDUARD

Routed To: BMB-A Christine P. Santos

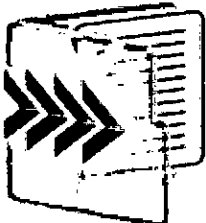
CC:

Total no of pages received: 1 copy and 6 pages

The determination of the completeness of the documentary requirements submitted, if any, is subject to the evaluation of the technical person in charge.

This receipt is system generated and does not require signature.

Received by:



**DOCUMENT
MANAGEMENT
SYSTEM**

MONTHLY REPORT OF DISBURSEMENTS
For the month of February 2020

Department : National Economic and Development Authority (NEDA)
 Agency : Philippine Statistics Authority
 Operating Unit : Central Office
 Organization Code (UACS) : 24 008 0100000
 Fund Cluster : 01 - Regular Agency Fund

Particulars (1)	CURRENT YEAR'S BUDGET					PRIOR YEAR'S BUDGET				
	PS	MOOE	FinEx	CO	TOTAL	PRIOR YEAR'S ACCOUNTS PAYABLE				
	(2)	(3)	(4)	(5)	6=(2+3+4+5)	PS	MOOE	FinEx	CO	Sub-Total
						(7)	(8)	(9)	(10)	11=(7+8+9+10)
CASH DISBURSEMENTS	31,299,481.88	23,490,577.26	-	-	54,790,059.14	59,194.87	22,216,071.32	-	-	22,275,266.19
Notice of Cash Allocations	31,299,481.88	23,490,577.26	-	-	54,790,059.14	59,194.87	22,216,071.32	-	-	22,275,266.19
MDS Checks Issued	7,662,349.40	1,493,566.84			9,155,916.24					
Advice to Debit Account	23,637,132.48	21,997,010.42			45,634,142.90	59,194.87	22,216,071.32			22,275,266.19
of Transfer Allocations (NTA)										
NS Checks Issued										
Advice to Debit Account										
Working Fund for FAPS										
Cash Disbursement Ceiling (CDC)										
TOTAL CASH DISBURSEMENTS	31,299,481.88	23,490,577.26	-	-	54,790,059.14	59,194.87	22,216,071.32	-	-	22,275,266.19
NON-CASH DISBURSEMENTS	2,166,531.95	731,391.61	-	-	2,897,923.56	-	-	-	-	-
Tax Remittance Advices Issued (TRA)	2,166,531.95	731,391.61			2,897,923.56					
Non-Cash Availment Authority (NCAA)										
Disbursements effected through outright deductions from claims										
Overpayment of expenses										
Restitution for loss of government property										
Liquidated damages and similar claims										
Others (TEF,BTr-Documentary Stamp Tax, etc.)										
TOTAL NON-CASH DISBURSEMENTS	2,166,531.95	731,391.61	-	-	2,897,923.56	-	-	-	-	-
GRAND TOTAL	33,466,013.83	24,221,968.87	-	-	57,687,982.70	59,194.87	22,216,071.32	-	-	22,275,266.19

SUMMARY

Particulars (1)	Previous Report (2)	Current Month (3)	As of Date (4)
Total Disbursement Authorities Received	134,971,253.20	211,111,784.56	346,083,037.76
NCA	109,296,000.00	208,213,861.00	317,509,861.00
NTA	-	-	-
Working Fund	-	-	-
TRA	25,675,253.20	2,897,923.56	28,573,176.76
CDC	-	-	-
NCAA	-	-	-
Less: Notice of Transfer Allocation (NTA) issued*	41,908,082.50	45,909,979.59	87,818,062.09
Total Disbursements Authorities Available	93,063,170.70	165,201,804.97	258,264,975.67
Less:	-	-	-
Lapsed NCA	-	-	-
Disbursements	70,032,568.59	79,963,248.89	149,995,817.48
Less: Other Non-Cash Disbursements	-	-	-
Disbursements effected through outright deductions from claims	-	-	-
Others (TEF,BTr-Documentary Stamp Tax, etc.)	-	-	-
Add/Less: Adjustments (e.g. cancelled/staled checks)	-	-	-
Balance of Disbursements Authorities to date	23,030,602.11	85,238,556.08	108,269,158.19
Total Disbursements Program	93,063,170.70	165,201,804.97	258,264,975.67
Less: Actual Disbursements	70,032,568.59	79,963,248.89	149,995,817.48
(Over)/Under spending	23,030,602.11	85,238,556.08	108,269,158.19



Handwritten signatures and initials at the bottom right of the page.

Department : National Economic and Development Authority (NEDA)
 Agency : Philippine Statistics Authority
 Operating Unit : Central Office
 Organization Code (UACS) : 24 008 0100000
 Fund Cluster : 01 - Regular Agency Fund

Particulars (1)	PRIOR YEAR'S BUDGET						SUB-TOTAL 18=(6+17)	TRUST LIABILITIES				GRAND TOTAL					Remarks (28)
	CURRENT YEARS ACCOUNTS PAYABLE					TOTAL 17=(11+16)		PS (19)	MOOE (20)	CO (21)	TOTAL =(19+20+21)	PS (23)	MOOE (24)	FinEx (25)	CO (26)	TOTAL 27=(23+24+25+26)	
	PS (12)	MOOE (13)	FinEx (14)	CO (15)	Sub-Total =(12+13+14+15)												
CASH DISBURSEMENTS	-	-	-	-	-	22,275,266.19	77,065,325.33	-	-	-	-	31,358,676.75	45,706,648.58	-	-	77,065,325.33	
Notice of Cash Allocations	-	-	-	-	-	22,275,266.19	77,065,325.33	-	-	-	-	31,358,676.75	45,706,648.58	-	-	77,065,325.33	
MDS Checks Issued	-	-	-	-	-	-	9,155,916.24	-	-	-	-	7,662,349.40	1,493,566.84	-	-	9,155,916.24	
Advice to Debit Account of Transfer Allocations (NTA)	-	-	-	-	-	22,275,266.19	67,909,409.09	-	-	-	-	23,696,327.35	44,213,081.74	-	-	67,909,409.09	
NS Checks Issued Advice to Debit Account	-	-	-	-	-	-	-	-	-	-	-	-	-	-	-	-	
Working Fund for FAPS	-	-	-	-	-	-	-	-	-	-	-	-	-	-	-	-	
Cash Disbursement Ceiling (CDC)	-	-	-	-	-	-	-	-	-	-	-	-	-	-	-	-	
TOTAL CASH DISBURSEMENTS	-	-	-	-	-	22,275,266.19	77,065,325.33	-	-	-	-	31,358,676.75	45,706,648.58	-	-	77,065,325.33	
NON-CASH DISBURSEMENTS	-	-	-	-	-	-	2,897,923.56	-	-	-	-	2,166,531.95	731,391.61	-	-	2,897,923.56	
Tax Remittance Advices Issued (TRA)	-	-	-	-	-	-	2,897,923.56	-	-	-	-	2,166,531.95	731,391.61	-	-	2,897,923.56	
Non-Cash Availment Authority (NCAA)	-	-	-	-	-	-	-	-	-	-	-	-	-	-	-	-	
Disbursements effected through outright deductions from claims	-	-	-	-	-	-	-	-	-	-	-	-	-	-	-	-	
Overpayment of expenses	-	-	-	-	-	-	-	-	-	-	-	-	-	-	-	-	
Restitution for loss of government property	-	-	-	-	-	-	-	-	-	-	-	-	-	-	-	-	
Liquidated damages and similar claims	-	-	-	-	-	-	-	-	-	-	-	-	-	-	-	-	
Others (TEF,BTR-Documentary Stamp Tax, etc.)	-	-	-	-	-	-	-	-	-	-	-	-	-	-	-	-	
TOTAL NON-CASH DISBURSEMENTS	-	-	-	-	-	-	2,897,923.56	-	-	-	-	2,166,531.95	731,391.61	-	-	2,897,923.56	
GRAND TOTAL	-	-	-	-	-	22,275,266.19	79,963,248.89	-	-	-	-	33,525,208.70	46,438,040.19	-	-	79,963,248.89	


Certified Correct:


 MARIA CELESTE D.L. BALANZA
 Accounting Division
 Officer-in-Charge

Recommending Approval:


 SOCRATES L. RAMORES
 Director II
 OIC, Finance and Administrative Services

Approved by:


 CLAIRE DENNIS S. MAPA, Ph.D.
 Undersecretary
 National Statistician and Civil Registrar General


MONTHLY REPORT OF DISBURSEMENTS
For the month of February 2020

Department : National Economic and Development Authority (NEDA)
 Agency : Philippine Statistics Authority
 Operating Unit : Consolidated Regional Statistical Services Office
 Organization Code (UACS) : 24 008 0100000
 Fund Cluster : 01 - Regular Agency Fund

Particulars (1)	CURRENT YEAR'S BUDGET					PRIOR YEAR'S BUDGET				
	PS (2)	MOOE (3)	FinEx (4)	CO (5)	TOTAL 6=(2+3+4+5)	PRIOR YEAR'S ACCOUNTS PAYABLE				Sub-Total 11=(7+8+9+10)
						PS (7)	MOOE (8)	FinEx (9)	CO (10)	
CASH DISBURSEMENTS	59,439,315.31	65,322,340.49	420.00	-	124,762,075.80	-	6,596.43	-	-	6,596.43
Notice of Cash Allocations	57,984,730.50	63,372,402.94	420.00	-	121,357,553.44	-	3,596.43	-	-	3,596.43
MDS Checks Issued	10,231,924.36	15,045,757.03	420.00	-	25,278,101.39	-	182.40	-	-	182.40
Advice to Debit Account	47,752,806.14	48,326,645.91	-	-	96,079,452.05	-	3,414.03	-	-	3,414.03
Notice of Transfer Allocations (NTA)	1,454,584.81	1,949,937.55	-	-	3,404,522.36	-	3,000.00	-	-	3,000.00
S Checks Issued	999,393.08	1,239,148.85	-	-	2,238,541.93	-	3,000.00	-	-	3,000.00
Advice to Debit Account	455,191.73	710,788.70	-	-	1,165,980.43	-	-	-	-	-
Working Fund for FAPS	-	-	-	-	-	-	-	-	-	-
Cash Disbursement Ceiling (CDC)	-	-	-	-	-	-	-	-	-	-
TOTAL CASH DISBURSEMENTS	59,439,315.31	65,322,340.49	420.00	-	124,762,075.80	-	6,596.43	-	-	6,596.43
NON-CASH DISBURSEMENTS	3,868,673.28	1,142,225.80	-	-	5,010,899.08	-	122.68	-	-	122.68
Tax Remittance Advices Issued (TRA)	3,868,673.28	1,142,225.80	-	-	5,010,899.08	-	122.68	-	-	122.68
Non-Cash Availment Authority (NCAA)	-	-	-	-	-	-	-	-	-	-
Disbursements effected through outright deductions from claims	-	-	-	-	-	-	-	-	-	-
Overpayment of expenses	-	-	-	-	-	-	-	-	-	-
Restitution for loss of government property	-	-	-	-	-	-	-	-	-	-
Liquidated damages and similar claims	-	-	-	-	-	-	-	-	-	-
Others (TEF,BTr-Documentary Stamp Tax, etc.)	-	-	-	-	-	-	-	-	-	-
TOTAL NON-CASH DISBURSEMENTS	3,868,673.28	1,142,225.80	-	-	5,010,899.08	-	122.68	-	-	122.68
GRAND TOTAL	63,307,988.59	66,464,566.29	420.00	-	129,772,974.88	-	6,719.11	-	-	6,719.11

SUMMARY

Particulars (1)	Previous Report (2)	Current Month (3)	As of Date (4)
Total Disbursement Authorities Received	183,329,381.86	166,649,592.10	349,978,973.96
NCA	122,380,655.00	115,125,000.00	237,505,655.00
NTA	45,385,822.13	46,503,766.29	91,889,588.42
Working Fund	-	-	-
TRA	15,562,904.73	5,020,825.81	20,583,730.54
CDC	-	-	-
NCAA	-	-	-
Less: Notice of Transfer Allocation (NTA) issued*	3,477,739.83	3,975,735.41	7,453,475.04
Total Disbursements Authorities Available	179,851,642.23	162,673,856.69	342,525,498.92
Less:	-	-	-
Lapsed NCA	-	-	-
Disbursements	115,729,938.60	130,518,486.51	246,248,425.11
Less: Other Non-Cash Disbursements	-	-	-
Disbursements effected through outright deductions from claims	-	-	-
Overpayment of expenses	-	-	-
Restitution for loss of government property	-	-	-
Liquidated damages and similar claims	-	-	-
Others (TEF,BTr-Documentary Stamp Tax, etc.)	-	-	-
Add/Less: Adjustments (e.g. cancelled/staled checks)	66,765.94	-	66,765.94
Balance of Disbursements Authorities to date	64,188,469.57	32,155,370.18	96,343,839.75
Total Disbursements Program	179,918,408.17	162,673,856.69	342,592,264.86
Less: Actual Disbursements	115,729,938.60	130,518,486.51	246,248,425.11
(Over)/Under spending	64,188,469.57	32,155,370.18	96,343,839.75




[Handwritten signatures and initials]

Department : National Economic and Development Authority (NEDA)
 Agency : Philippine Statistics Authority
 Operating Unit : Consolidated Regional Statistical Services Office
 Organization Code (UACS) : 24 008 0100000
 Fund Cluster : 01 - Regular Agency Fund

Particulars (1)	PRIOR YEAR'S BUDGET						SUB-TOTAL 18=(6+17)	TRUST LIABILITIES				GRAND TOTAL					Remarks (28)
	CURRENT YEARS ACCOUNTS PAYABLE					TOTAL 17=(11+16)		PS (19)	MOOE (20)	CO (21)	TOTAL =(19+20+21)	PS (23)	MOOE (24)	FinEx (25)	CO (26)	TOTAL 27=(23+24+25+26)	
	PS (12)	MOOE (13)	FinEx (14)	CO (15)	Sub-Total 16=(12+13+14+15)												
CASH DISBURSEMENTS	-	728,988.47	-	-	728,988.47	735,584.90	125,497,660.70	-	-	-	-	59,439,315.31	66,057,925.39	420.00	-	125,497,660.70	
Notice of Cash Allocations	-	728,988.47	-	-	728,988.47	732,584.90	122,090,138.34	-	-	-	-	57,984,730.50	64,104,987.84	420.00	-	122,090,138.34	
MDS Checks Issued	-	385,979.44	-	-	385,979.44	386,161.84	25,864,263.23	-	-	-	-	10,231,924.36	15,431,918.87	420.00	-	25,664,263.23	
Advice to Debit Account	-	343,009.03	-	-	343,009.03	346,423.06	96,425,875.11	-	-	-	-	47,752,806.14	48,673,068.97	-	-	96,425,875.11	
Notice of Transfer Allocations (NTA)	-	-	-	-	-	3,000.00	3,407,522.36	-	-	-	-	1,454,584.81	1,952,937.55	-	-	3,407,522.36	
S Checks Issued	-	-	-	-	-	3,000.00	2,241,541.93	-	-	-	-	999,393.08	1,242,148.85	-	-	2,241,541.93	
Advice to Debit Account	-	-	-	-	-	-	1,165,980.43	-	-	-	-	455,191.73	710,788.70	-	-	1,165,980.43	
Voting Fund for FAPS	-	-	-	-	-	-	-	-	-	-	-	-	-	-	-	-	
Cash Disbursement Ceiling (CDC)	-	-	-	-	-	-	-	-	-	-	-	-	-	-	-	-	
TOTAL CASH DISBURSEMENTS	-	728,988.47	-	-	728,988.47	735,584.90	125,497,660.70	-	-	-	-	59,439,315.31	66,057,925.39	420.00	-	125,497,660.70	
NON-CASH DISBURSEMENTS	-	9,804.05	-	-	9,804.05	9,926.73	5,020,825.81	-	-	-	-	3,868,673.28	1,152,152.53	-	-	5,020,825.81	
Tax Remittance Advices Issued (TRA)	-	9,804.05	-	-	9,804.05	9,926.73	5,020,825.81	-	-	-	-	3,868,673.28	1,152,152.53	-	-	5,020,825.81	
Non-Cash Availment Authority (NCAA)	-	-	-	-	-	-	-	-	-	-	-	-	-	-	-	-	
Disbursements effected through outright deductions from claims	-	-	-	-	-	-	-	-	-	-	-	-	-	-	-	-	
Overpayment of expenses	-	-	-	-	-	-	-	-	-	-	-	-	-	-	-	-	
Restitution for loss of government property	-	-	-	-	-	-	-	-	-	-	-	-	-	-	-	-	
Liquidated damages and similar claims	-	-	-	-	-	-	-	-	-	-	-	-	-	-	-	-	
Others (TEF, BTr-Documentary Stamp Tax, etc.)	-	-	-	-	-	-	-	-	-	-	-	-	-	-	-	-	
TOTAL NON-CASH DISBURSEMENTS	-	9,804.05	-	-	9,804.05	9,926.73	5,020,825.81	-	-	-	-	3,868,673.28	1,152,152.53	-	-	5,020,825.81	
GRAND TOTAL	-	738,792.52	-	-	738,792.52	745,511.63	130,518,486.51	-	-	-	-	63,307,988.59	67,210,077.92	420.00	-	130,518,486.51	

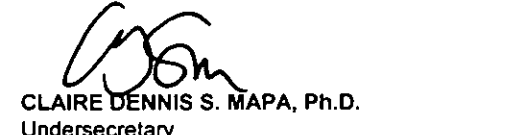
Certified Correct:


 MARIA CELESTE D.L. BALANZA
 Accounting Division
 Officer-in-Charge

Recommending Approval:


 SOCRATES L. RAMORES
 Director II
 OIC, Finance and Administrative Services

Approved by:


 CLAIRE DENNIS S. MAPA, Ph.D.
 Undersecretary
 National Statistician and Civil Registrar General


MONTHLY REPORT OF DISBURSEMENTS
For the month of February 2020

Department : National Economic and Development Authority (NEDA)
 Agency : Philippine Statistics Authority
 Operating Unit : All
 Organization Code (UACS) : 24 008 0100000
 Fund Cluster : 01 - Regular Agency Fund

Particulars	CURRENT YEAR'S BUDGET					PRIOR YEAR'S BUDGET				
	PS	MOOE	FinEx	CO	TOTAL	PRIOR YEAR'S ACCOUNTS PAYABLE				
	(1)	(2)	(3)	(4)	(5)	(6)=(2+3+4+5)	PS	MOOE	FinEx	CO
	(7)	(8)	(9)	(10)	11=(7+8+9+10)					
CASH DISBURSEMENTS	90,738,797.19	88,812,917.75	420.00	-	179,552,134.94	59,194.87	22,222,667.75	-	-	22,281,862.62
Notice of Cash Allocations	89,284,212.38	86,882,980.20	420.00	-	176,147,612.58	59,194.87	22,219,667.75	-	-	22,278,862.62
MDS Checks Issued	17,894,273.76	16,539,323.87	420.00	-	34,434,017.63	-	182.40	-	-	182.40
Advice to Debit Account	71,389,938.62	70,323,656.33	-	-	141,713,594.95	59,194.87	22,219,485.35	-	-	22,278,680.22
Notice of Transfer Allocations (NTA)	1,454,584.81	1,949,937.55	-	-	3,404,522.36	-	3,000.00	-	-	3,000.00
Checks Issued	999,393.08	1,239,148.85	-	-	2,238,541.93	-	3,000.00	-	-	3,000.00
Advice to Debit Account	455,191.73	710,788.70	-	-	1,165,980.43	-	-	-	-	-
Working Fund for FAPS	-	-	-	-	-	-	-	-	-	-
Cash Disbursement Ceiling (CDC)	-	-	-	-	-	-	-	-	-	-
TOTAL CASH DISBURSEMENTS	90,738,797.19	88,812,917.75	420.00	-	179,552,134.94	59,194.87	22,222,667.75	-	-	22,281,862.62
NON-CASH DISBURSEMENTS	6,035,205.23	1,873,617.41	-	-	7,908,822.64	-	122.68	-	-	122.68
Tax Remittance Advices Issued (TRA)	6,035,205.23	1,873,617.41	-	-	7,908,822.64	-	122.68	-	-	122.68
Non-Cash Availment Authority (NCAA)	-	-	-	-	-	-	-	-	-	-
Disbursements effected through outright deductions from claims	-	-	-	-	-	-	-	-	-	-
Overpayment of expenses	-	-	-	-	-	-	-	-	-	-
Restitution for loss of government property	-	-	-	-	-	-	-	-	-	-
Liquidated damages and similar claims	-	-	-	-	-	-	-	-	-	-
Others (TEF,BTR-Documentary Stamp Tax, etc.)	-	-	-	-	-	-	-	-	-	-
TOTAL NON-CASH DISBURSEMENTS	6,035,205.23	1,873,617.41	-	-	7,908,822.64	-	122.68	-	-	122.68
GRAND TOTAL	96,774,002.42	90,686,535.16	420.00	-	187,460,957.58	59,194.87	22,222,790.43	-	-	22,281,985.30

SUMMARY

Particulars (1)	Previous Report (2)	Current Month (3)	As of Date (4)
Total Disbursement Authorities Received	318,300,635.06	377,761,376.66	696,062,011.72
NCA	231,676,655.00	323,338,861.00	555,015,516.00
NTA	45,385,822.13	46,503,766.29	91,889,588.42
Working Fund	-	-	-
TRA	41,238,157.93	7,918,749.37	49,156,907.30
CDC	-	-	-
NCAA	-	-	-
Less: Notice of Transfer Allocation (NTA) Issued*	45,385,822.13	49,885,715.00	95,271,537.13
Total Disbursements Authorities Available	272,914,812.93	327,875,661.66	600,790,474.59
Less:	-	-	-
Lapsed NCA	-	-	-
Disbursements	185,762,507.19	210,481,735.40	396,244,242.59
Less: Other Non-Cash Disbursements	-	-	-
Disbursements effected through outright deductions from claims	-	-	-
Overpayment of expenses	-	-	-
Restitution for loss of government property	-	-	-
Liquidated damages and similar claims	-	-	-
Others (TEF,BTR-Documentary Stamp Tax, etc.)	-	-	-
Add/Less: Adjustments (e.g. cancelled/stated checks)	66,765.94	-	66,765.94
Balance of Disbursements Authorities to date	87,219,071.68	117,393,926.26	204,612,997.94
Total Disbursements Program	272,981,578.87	327,875,661.66	600,857,240.53
Less: Actual Disbursements	185,762,507.19	210,481,735.40	396,244,242.59
(Over)/Under spending	87,219,071.68	117,393,926.26	204,612,997.94



JS
ayr


Department : National Economic and Development Aut
 Agency : Philippine Statistics Authority
 Operating Unit : All
 Organization Code (UACS) : 24 008 0100000
 Fund Cluster : 01 - Regular Agency Fund

Particulars (1)	PRIOR YEAR'S BUDGET					SUB-TOTAL 18=(6+17)	TRUST LIABILITIES				GRAND TOTAL					Remarks (28)	
	CURRENT YEARS ACCOUNTS PAYABLE						TOTAL 17=(11+16)	PS (19)	MOOE (20)	CO (21)	TOTAL =(19+20+21)	PS (23)	MOOE (24)	FinEx (25)	CO (26)		TOTAL 27=(23+24+25+26)
	PS (12)	MOOE (13)	FinEx (14)	CO (15)	Sub-Total 5=(12+13+14+15)												
CASH DISBURSEMENTS	-	728,988.47	-	-	728,988.47	23,010,851.09	202,562,986.03	-	-	-	-	90,797,992.06	111,764,573.97	420.00	-	202,562,986.03	
Notice of Cash Allocations	-	728,988.47	-	-	728,988.47	23,007,851.09	199,155,463.67	-	-	-	-	89,343,407.25	109,811,636.42	420.00	-	199,155,463.67	
MDS Checks Issued	-	385,979.44	-	-	385,979.44	386,161.84	34,820,179.47	-	-	-	-	17,894,273.76	16,925,485.71	420.00	-	34,820,179.47	
Advice to Debit Account of Transfer Allocations (NTA)	-	343,009.03	-	-	343,009.03	22,621,689.25	164,335,284.20	-	-	-	-	71,449,133.49	92,886,150.71	-	-	164,335,284.20	
S Checks Issued	-	-	-	-	-	3,000.00	3,407,522.36	-	-	-	-	1,454,584.81	1,952,937.55	-	-	3,407,522.36	
Advice to Debit Account	-	-	-	-	-	-	2,241,541.93	-	-	-	-	999,393.08	1,242,148.85	-	-	2,241,541.93	
Working Fund for FAPS	-	-	-	-	-	-	1,165,980.43	-	-	-	-	455,191.73	710,788.70	-	-	1,165,980.43	
Cash Disbursement Ceiling (CDC)	-	-	-	-	-	-	-	-	-	-	-	-	-	-	-	-	
TOTAL CASH DISBURSEMENTS	-	728,988.47	-	-	728,988.47	23,010,851.09	202,562,986.03	-	-	-	-	90,797,992.06	111,764,573.97	420.00	-	202,562,986.03	
NON-CASH DISBURSEMENTS	-	9,804.05	-	-	9,804.05	9,926.73	7,918,749.37	-	-	-	-	6,035,205.23	1,883,544.14	-	-	7,918,749.37	
Tax Remittance Advices Issued (TRA)	-	9,804.05	-	-	9,804.05	9,926.73	7,918,749.37	-	-	-	-	6,035,205.23	1,883,544.14	-	-	7,918,749.37	
Non-Cash Availment Authority (NCAA)	-	-	-	-	-	-	-	-	-	-	-	-	-	-	-	-	
Disbursements effected through outright deductions from claims	-	-	-	-	-	-	-	-	-	-	-	-	-	-	-	-	
Overpayment of expenses	-	-	-	-	-	-	-	-	-	-	-	-	-	-	-	-	
Restitution for loss of government property	-	-	-	-	-	-	-	-	-	-	-	-	-	-	-	-	
Liquidated damages and similar claims	-	-	-	-	-	-	-	-	-	-	-	-	-	-	-	-	
Others (TEF,BTr-Documentary Stamp Tax, etc.)	-	-	-	-	-	-	-	-	-	-	-	-	-	-	-	-	
TOTAL NON-CASH DISBURSEMENTS	-	9,804.05	-	-	9,804.05	9,926.73	7,918,749.37	-	-	-	-	6,035,205.23	1,883,544.14	-	-	7,918,749.37	
GRAND TOTAL	-	738,792.52	-	-	738,792.52	23,020,777.82	210,481,735.40	-	-	-	-	96,833,197.29	113,648,118.11	420.00	-	210,481,735.40	


Certified Correct:


 MARIA CELESTE D.L. BALANZA
 Accounting Division
 Officer-in-Charge

Recommending Approval:


 SOCRATES L. RAMORES
 Director II
 OIC, Finance and Administrative Services

Approved by:


 CLAIRE DENNIS S. MAPA, Ph.D.
 Undersecretary
 National Statistician and Civil Registrar General