

Jhr's copy

FY 2017 MONTHLY DISBURSEMENT PROGRAM
(In Thousand Pesos)


Department : National Economic and Development Authority (NEDA)
 Agency : Philippine Statistics Authority
 Operating Unit : Central Office
 Organization Code (UACS) : 24008010000
 Report Status : SUBMITTED


Particulars	UACS CODE	Total Programs	Tax Rem Advice (TRA)	Net Program	Full Year Requirement																
					Quarter 1				Quarter 2				Quarter 3				Quarter 4				Full Year
					Jan	Feb	March	Sub Total:	April	May	June	Sub Total	July	Aug	Sep	Sub Total	Oct	Nov	Dec	Sub Total	Total
6	7	8	9=6+7+8	10	11	12	13=10+11+12	14	15	16	17=14+15+16	18	19	20	21=18+19+20	22					
Part A		3,230,028	143,736	3,086,292	46,828	84,068	64,721	195,617	117,906	193,267	169,275	480,448	372,787	214,131	282,308	869,226	848,742	284,520	274,075	1,407,337	2,952,628
I. NOTICE OF CASH ALLOCATION		3,230,028	143,736	3,086,292	46,828	84,068	64,721	195,617	117,906	193,267	169,275	480,448	372,787	214,131	282,308	869,226	848,742	284,520	274,075	1,407,337	2,952,628
A. FISCAL YEAR'S (FY) BUDGET		2,224,054	111,919	2,112,135	26,890	56,401	46,803	130,094	92,419	94,471	104,052	290,942	299,188	155,957	192,285	637,430	343,589	220,413	212,267	776,269	1,834,735
New General Appropriations		2,201,608	111,919	2,089,689	24,987	54,503	44,953	124,443	90,416	92,766	102,366	285,548	297,288	153,927	180,385	631,600	338,834	218,513	210,366	767,713	1,805,980
COMPREHENSIVE RELEASE		2,195,299	111,919	2,083,380	24,987	54,503	44,953	124,443	90,416	92,766	99,042	282,224	297,288	153,927	180,385	631,600	338,834	218,513	210,366	767,713	1,805,980
Current Year		2,195,299	111,919	2,083,380	24,987	54,503	44,953	124,443	90,416	92,766	99,042	282,224	297,288	153,927	180,385	631,600	338,834	218,513	210,366	767,713	1,805,980
Specific Budgets of National Government Agencies	1101101	2,195,299	111,919	2,083,380	24,987	54,503	44,953	124,443	90,416	92,766	99,042	282,224	297,288	153,927	180,385	631,600	338,834	218,513	210,366	767,713	1,805,980
PS		256,189	14,963	241,226	16,677	18,966	20,818	56,461	19,700	37,081	16,944	73,725	15,101	15,003	15,003	45,107	15,101	33,210	17,622	65,933	241,226
MOOE		1,614,300	80,715	1,533,585	8,310	35,537	24,135	67,982	70,716	55,685	82,098	208,499	282,093	138,924	165,382	586,399	292,658	185,303	192,744	670,705	1,533,585
FINEX		198	10	188											94		94			94	188
CO		324,612	16,231	308,381														30,981		30,981	30,981
FOR LATER RELEASE		6,309		6,309							3,324	3,324		130		130	2,855			2,855	6,309
Current Year		6,309		6,309							3,324	3,324		130		130	2,855			2,855	6,309
Specific Budgets of National Government Agencies	1101101	6,309		6,309							3,324	3,324		130		130	2,855			2,855	6,309
PS		6,309		6,309							3,324	3,324		130		130	2,855			2,855	6,309
Automatic Appropriations		22,446		22,446	1,903	1,898	1,850	5,651	2,003	1,705	1,686	5,394	1,900	1,900	1,900	5,700	1,900	1,900	1,901	5,701	22,446
COMPREHENSIVE RELEASE		22,446		22,446	1,903	1,898	1,850	5,651	2,003	1,705	1,686	5,394	1,900	1,900	1,900	5,700	1,900	1,900	1,901	5,701	22,446
Current Year		22,446		22,446	1,903	1,898	1,850	5,651	2,003	1,705	1,686	5,394	1,900	1,900	1,900	5,700	1,900	1,900	1,901	5,701	22,446
Retirement and Life Insurance Premiums	1104102	22,446		22,446	1,903	1,898	1,850	5,651	2,003	1,705	1,686	5,394	1,900	1,900	1,900	5,700	1,900	1,900	1,901	5,701	22,446
PS		22,446		22,446	1,903	1,898	1,850	5,651	2,003	1,705	1,686	5,394	1,900	1,900	1,900	5,700	1,900	1,900	1,901	5,701	22,446
TOTAL PROGRAM, FY BUDGET		2,224,054	111,919	2,112,135	26,890	56,401	46,803	130,094	92,419	94,471	104,052	290,942	299,188	155,957	192,285	637,430	343,589	220,413	212,267	776,269	1,834,735
PS		284,944	14,963	269,981	18,580	20,864	22,668	62,112	21,703	38,786	21,954	82,443	17,001	17,033	16,903	50,937	19,856	35,110	19,523	74,489	269,981
MOOE		1,614,300	80,715	1,533,585	8,310	35,537	24,135	67,982	70,716	55,685	82,098	208,499	282,093	138,924	165,382	586,399	292,658	185,303	192,744	670,705	1,533,585
FINEX		198	10	188											94		94			94	188
CO		324,612	16,231	308,381														30,981		30,981	30,981
B. PRIOR YEAR (PY) OBLIGATION		1,005,974	31,817	974,157	17,218	23,198	14,507	54,923	19,186	88,675	57,805	165,666	54,192	46,313	84,647	185,152	469,541	50,715	48,160	568,416	974,157
New General Appropriations		1,005,974	31,817	974,157	17,218	23,198	14,507	54,923	19,186	88,675	57,805	165,666	54,192	46,313	84,647	185,152	469,541	50,715	48,160	568,416	974,157
COMPREHENSIVE RELEASE		1,005,974	31,817	974,157	17,218	23,198	14,507	54,923	19,186	88,675	57,805	165,666	54,192	46,313	84,647	185,152	469,541	50,715	48,160	568,416	974,157
Prior Year Accounts Payable		369,636		369,636									6,781			6,781	362,855			362,855	369,636
Specific Budgets of National Government Agencies	1101101	369,636		369,636									6,781			6,781	362,855			362,855	369,636
MOOE		13,562		13,562									6,781			6,781				6,781	13,562
CO		356,074		356,074												356,074				356,074	356,074
Unobligated Allotment		636,338	31,817	604,521	17,218	23,198	14,507	54,923	19,186	88,675	57,805	165,666	47,411	46,313	84,647	178,371	106,686	50,715	48,160	205,561	604,521
Specific Budgets of National Government Agencies	1101101	636,338	31,817	604,521	17,218	23,198	14,507	54,923	19,186	88,675	57,805	165,666	47,411	46,313	84,647	178,371	106,686	50,715	48,160	205,561	604,521
MOOE		596,461	29,823	566,638	17,218	22,878	14,426	54,522	18,596	88,428	57,805	164,829	47,311	46,213	84,547	178,071	70,541	50,615	48,060	169,216	566,638
CO		39,877	1,994	37,883	320	81		401	590	247		837	100	100	100	300	36,145	100	100	36,345	37,883
TOTAL PROGRAM, PY OBLIGATION		1,005,974	31,817	974,157	17,218	23,198	14,507	54,923	19,186	88,675	57,805	165,666	54,192	46,313	84,647	185,152	469,541	50,715	48,160	568,416	974,157
MOOE		610,023	29,823	580,200	17,218	22,878	14,426	54,522	18,596	88,428	57,805	164,829	54,092	46,213	84,547	184,852	77,322	50,615	48,060	175,997	580,200
CO		395,951	1,994	393,957	320	81		401	590	247		837	100	100	100	300	392,219	100	100	392,419	393,957
TOTAL NCA PROGRAM		3,230,028	143,736	3,086,292	44,108	79,599	61,310	185,017	111,605	183,146	161,857	456,608	353,380	202,270	266,932	822,582	813,130	271,128	260,427	1,344,685	2,808,892
PS		284,944	14,963	269,981	18,580	20,864	22,668	62,112	21,703	38,786	21,954	82,443	17,001	17,033	16,903	50,937	19,856	35,110	19,523	74,489	269,981
MOOE		2,224,323	110,538	2,113,785	25,528	58,415	38,561	122,504	89,312	144,113	139,903	373,328	336,185	185,137	249,929	771,251	369,980	235,918	240,804	846,702	2,113,785
FINEX		198	10	188											94		94			94	188
CO		720,563	18,225	702,338		320	81	401	590	247		837	100	100	100	300	423,200	100	100	423,400	424,938

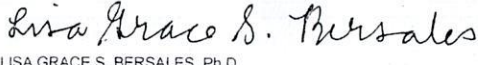
FY 2017 MONTHLY DISBURSEMENT PROGRAM
(In Thousand Pesos)

Department : National Economic and Development Authority (NEDA)
 Agency : Philippine Statistics Authority
 Operating Unit : Central Office
 Organization Code (UACS) : 240080100000
 Report Status : SUBMITTED

Particulars	UACS CODE	Total Programs	Tax Rem Advice (TRA)	Net Program	Full Year Requirement																
					Quarter 1				Quarter 2				Quarter 3				Quarter 4				Full Year
					Jan	Feb	March	Sub Total	April	May	June	Sub Total	July	Aug	Sep	Sub Total	Oct	Nov	Dec	Sub Total	Total
1	2	3	4	5	6	7	8	9=6+7+8	10	11	12	13=10+11+12	14	15	16	17=14+15+16	18	19	20	21=18+19+20	22
IV. TAX REMITTANCE ADVICE			143,736		2,720	4,469	3,411	10,600	6,301	10,121	7,418	23,840	19,407	11,861	15,376	46,644	35,612	13,392	13,648	62,652	143,736
PS			14,963		1,377	1,377	1,377	4,131	1,569	2,523	1,377	5,469	1,377	1,377	1,377	4,131	1,232			1,232	14,963
MOOE			110,538		1,343	3,075	2,030	6,448	4,701	7,585	6,041	18,327	17,612	10,019	13,428	41,059	19,065	12,691	12,948	44,704	110,538
FINEX			10										5			5	5			5	10
CO			18,225			17	4	21	31	13		44	413	455	571	1,449	15,310	701	700	16,711	18,225
VI. TOTAL DISBURSEMENT PROGRAM		3,230,028	143,736	3,086,292	46,828	84,068	64,721	195,617	117,906	193,267	169,275	480,448	372,787	214,131	282,308	869,226	848,742	284,520	274,075	1,407,337	2,952,628
PS		284,944	14,963	269,981	19,957	22,241	24,045	66,243	23,272	41,309	23,331	87,912	18,378	18,410	18,280	55,068	21,088	35,110	19,523	75,721	284,944
MOOE		2,224,323	110,538	2,113,785	26,871	61,490	40,591	128,952	94,013	151,698	145,944	391,655	353,797	195,156	263,357	812,310	389,045	248,609	253,752	891,406	2,224,323
FINEX		198	10	188									99			99	99			99	198
CO		720,563	18,225	702,338		337	85	422	621	260		881	513	565	671	1,749	438,510	801	800	440,111	720,563

Prepared By:

 NENITA D. MONTEFAR
 CHIEF, BUDGET DIVISION

In Coordination With:

 EVELYN E. TOLENTINO
 CHIEF ACCOUNTANT

Approved By:

 LISA GRACE S. BERSALES, Ph.D
 UNDERSECRETARY
 NATIONAL STATISTICIAN & CIVIL REGISTRAR GENERAL

This report was generated using the Unified Reporting System on 20/06/2017 13:35
 BED Level 05 - Emerging MDP