

PRESS RELEASE

Functional Literacy Rate is Estimated at 91.6 Percent in 2019

Date of Release: 11 December 2020

Reference No. 2020 - 406

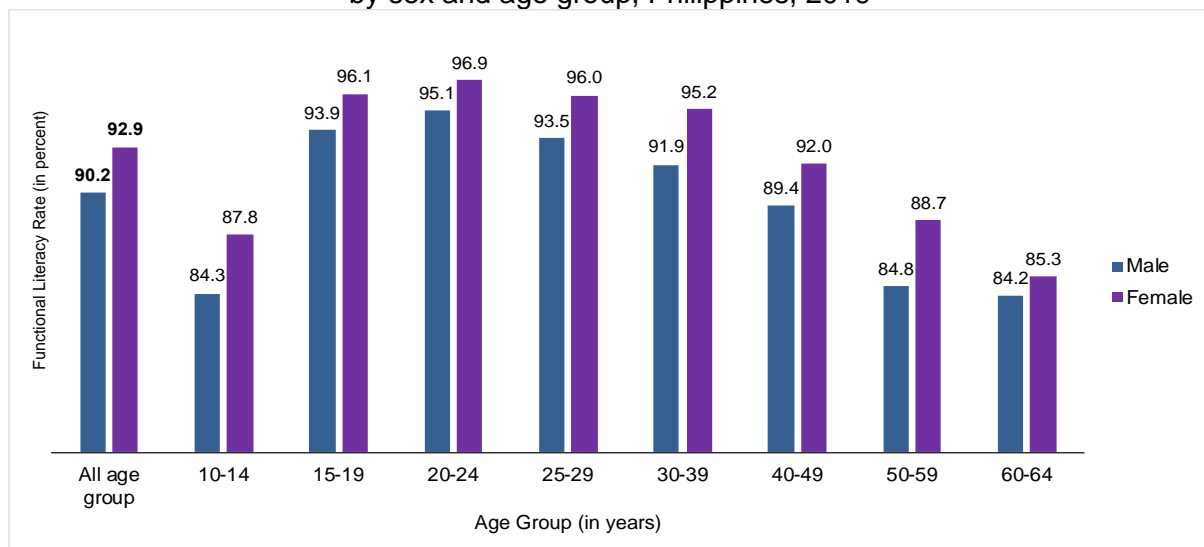
FUNCTIONAL LITERACY

A significantly higher level of literacy which includes not only reading and writing skills but also numeracy skills. The skills must be sufficiently advanced to enable the individual to participate fully and efficiently in activities commonly occurring in his life situation that require a reasonable capability of communicating by written language.

About 91.6 percent Filipinos 10 to 64 years old were functional literate¹ in 2019, according to the results of the 2019 Functional Literacy, Education and Mass Media Survey (FLEMMS). This translates to around 73.0 million out of 79.7 million in the same age group who are considered literate on a functional level.

Generally, functional literacy rates among the population 10 to 64 years old across sexes and age groups were higher in 2019 than in 2013. In 2019, females posted higher functional literacy rate (92.9%) than males (90.2%). Both posted significantly higher rates compared with the proportion of functional literate female (92.0%), and male (88.7%) Filipinos in 2013. Among age groups, 20 to 24-year-old (96.0%) Filipinos had the highest functional literacy rate in 2019, while those aged 60 to 64 years old (84.8%) had the lowest. (Figure 1, and Table 1)

Figure 1. Functional Literacy Rate of Population 10 to 64 years old by sex and age group, Philippines, 2019

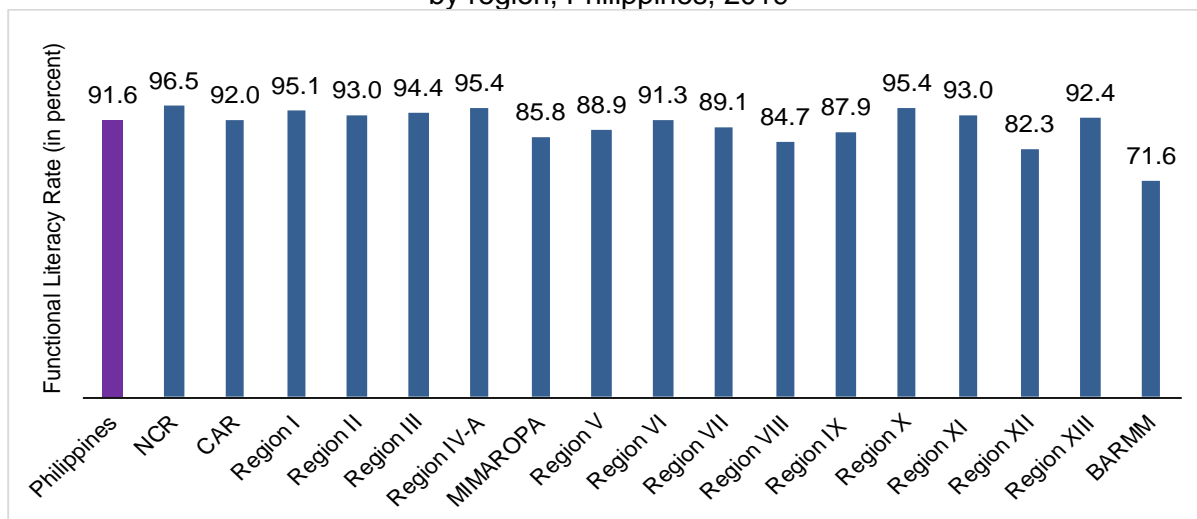


Source: Philippine Statistics Authority, 2019 Functional Literacy, Education and Mass Media Survey

¹ A functional literate person is one who can read, write, compute, and comprehend. Also, persons who have completed at least four years of secondary education are classified as functional literate.

Across regions, the National Capital Region (NCR) and Bangsamoro Autonomous Region in Muslim Mindanao (BARMM) registered the highest (96.5%), and lowest (71.6%) functional literacy rate, respectively. (Figure 2, and Table 1)

Figure 2. Functional Literacy Rate of Population 10 to 64 years old by region, Philippines, 2019

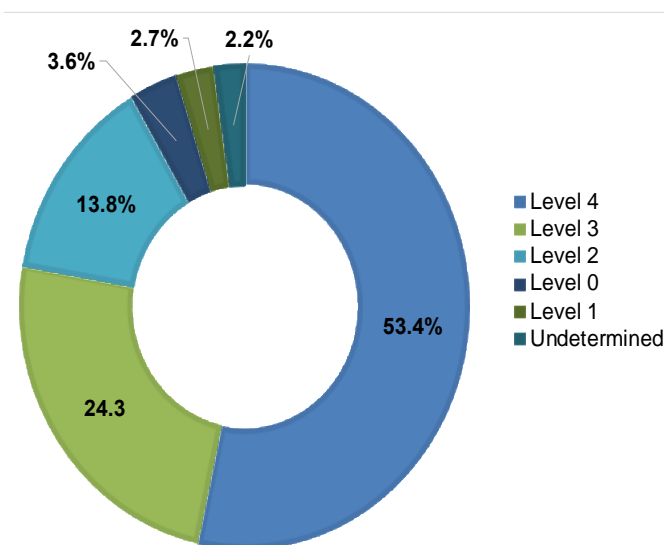


Source: Philippine Statistics Authority, 2019 Functional Literacy, Education and Mass Media Survey

Filipinos who are at least junior high school completers in the K-12 curriculum or equivalently high school graduates in the old curriculum were reported to have very high functional literacy rates (100.0%).² This also remained true across all regions. Meanwhile, persons who had no grade completed or received early childhood education were reported to have the lowest functional literacy rate of 2.7 percent. (Tables 2, and 3)

Figure 3. Percent of population 10 to 64 years old, by level of literacy, Philippines, 2019

About half (53.4%) of Filipinos in the age group 10 to 64 years old had a literacy level 4, or had completed at least four years of secondary education (that is, at least junior high school completer/high school graduate), and most of them were from the 20 to 24 years old age group (76.7%). Moreover, around three-fifths (60.5%) of Filipinos in the age group 10 to 64 years old living in urban areas, and two-fifths (44.3%) of those living in rural areas were in literacy level 4. (Figure 3, and Table 4)



Source: Philippine Statistics Authority, 2019 Functional Literacy, Education and Mass Media Survey

² Due to sampling, crosstabulations that show 100 percent literacy rates do not necessarily imply complete absence of illiteracy but could be an indication of a very high literacy rate.

Also, about half (52.4%) of elementary graduates can read, write, compute, and comprehend. Additionally, 77.7 percent of Filipinos in the age group 10 to 64 years old had the minimum set of skills/competencies in functional literacy level 3. (Tables 5, and 6)

The FLEMMS 2019 is a nationwide household-based survey and one of the designated statistical activities of the Philippine Statistics Authority (PSA) by virtue of Executive Order 352.



DENNIS S. MAPA, Ph.D.

Undersecretary

National Statistician and Civil Registrar General

WAG/RMG/KDO

Attachments:

1. *Table 1. Functional literacy rate of population 10 to 64 years old, by sex and age group, Philippines: 2013 and 2019*
2. *Table 2. Functional literacy rate of population 10 to 64 years old, by highest educational attainment, sex and age group, Philippines: 2019*
3. *Table 3. Functional literacy rate of population 10 to 64 years old, by highest educational attainment and region, Philippines: 2019*
4. *Table 4. Percentage of population 10 to 64 years old, by levels of literacy, sex and age group, Philippines: 2019*
5. *Table 5. Percentage of population 10 to 64 years old, by levels of literacy, highest educational attainment, Philippines: 2019*
6. *Table 6. Percentage of population 10 to 64 years old by level of literacy with at least the minimum set of skills/competencies in functional literacy levels 2 to 4, and region, Philippines: 2019*