



# SEASONALLY ADJUSTED RICE PRODUCTION and PRICES



APRIL - JUNE 2013

Volume XV No. 3

August 2013

This brief report features the deseasonalized or seasonally adjusted rice production and price data series from first quarter of 2007 to second quarter of 2013 using X-11 ARIMA. The effect of season has been removed from the original data to show at a glance the trend of palay/rice production and prices without being hampered by seasonal movements.

## PRODUCTION

The second quarter 2013 seasonally adjusted palay production was down by 0.02 percent. From 4.493 million metric tons in the first quarter of 2013, it decreased to 4.492 million metric tons. This was attributed to contraction in harvest area due to movement of harvesting to the first quarter, intense heat and insufficient water supply.

Year on year, this quarter's deseasonalized output was lower by 2.48 percent.

## PRICES

The seasonally adjusted farmgate price of palay and retail price of rice in the second quarter of 2013 increased from the first quarter 2013 level by 0.99 percent and 0.25 percent, respectively. On the other hand, wholesale prices declined by 0.69 percent.

This quarter's deseasonalized farmgate price of palay was lower by 0.55 percent compared with last year's price quotation. Wholesale and retail prices of rice increased by 0.34 percent and 0.43 percent from their respective levels in 2012.

Figure 1. Quarterly palay production, Philippines, 2007-2013

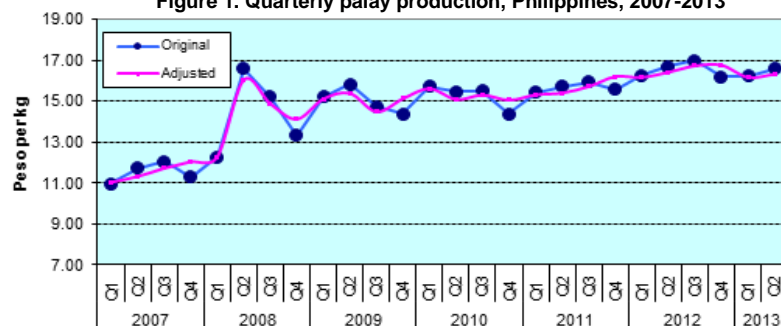


Figure 2. Quarterly farmgate prices of palay, Philippines, 2007-2013

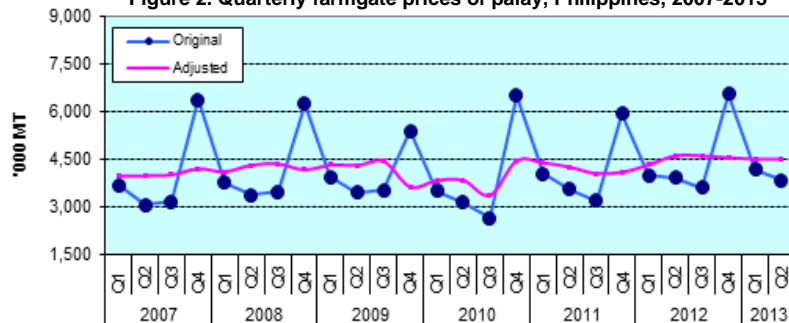


Figure 3. Quarterly wholesale prices of rice, Philippines, 2007-2013

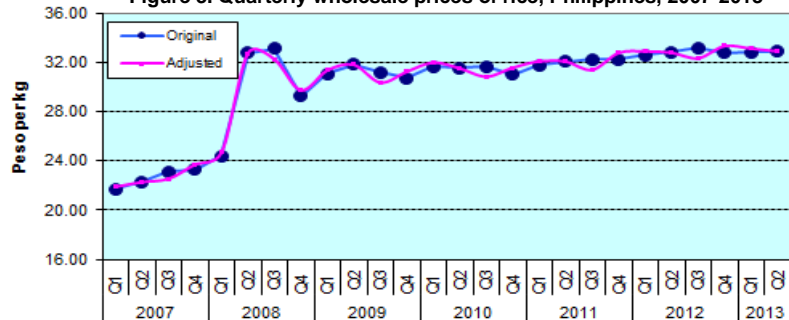
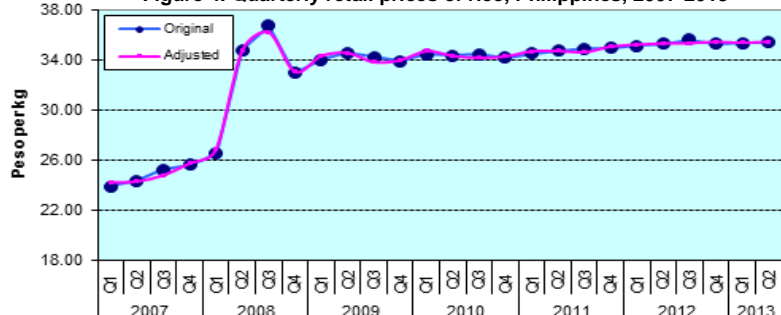


Figure 4. Quarterly retail prices of rice, Philippines, 2007-2013



\* Prepared by the TWG on Seasonal Adjustment of Time Series Data, Bureau of Agricultural Statistics, Department of Agriculture, Philippines. Telephone Nos. 371-2050; 371-2086 E-mail Address: rsrecide@bas.gov.ph