



SPECIAL RELEASE

2019 Annual Survey of Philippine Business and Industry Construction Sector Preliminary Results

Date of Release: 27 April 2022
Reference No. 2022-151

Table A. Summary Statistics for Construction Sector:
Philippines, 2019

Particulars	2019
Number of Establishments	2,286
Employment	343,866
Average Employment per Establishment	150
Compensation (in thousand PhP)	86,105,936
Average Annual Compensation (in PhP)	250,787
Revenue (in thousand PhP)	619,793,841
Expense (in thousand PhP)	559,610,723
Revenue per Expense Ratio	1.11

Source: Philippine Statistics Authority, 2019 ASPBI (Preliminary Results)

Construction of buildings industry group dominated the sector in terms of the total number of establishments

The Annual Survey of Philippine Business and Industry (ASPBI) preliminary results showed that a total of 2,286 establishments in the formal sector of the economy were engaged in construction in 2019. (Tables A and 1)

Among industry groups, construction of buildings recorded the highest number of 986 establishments or 43.1 percent of the total. This was



Management System
ISO 9001:2015

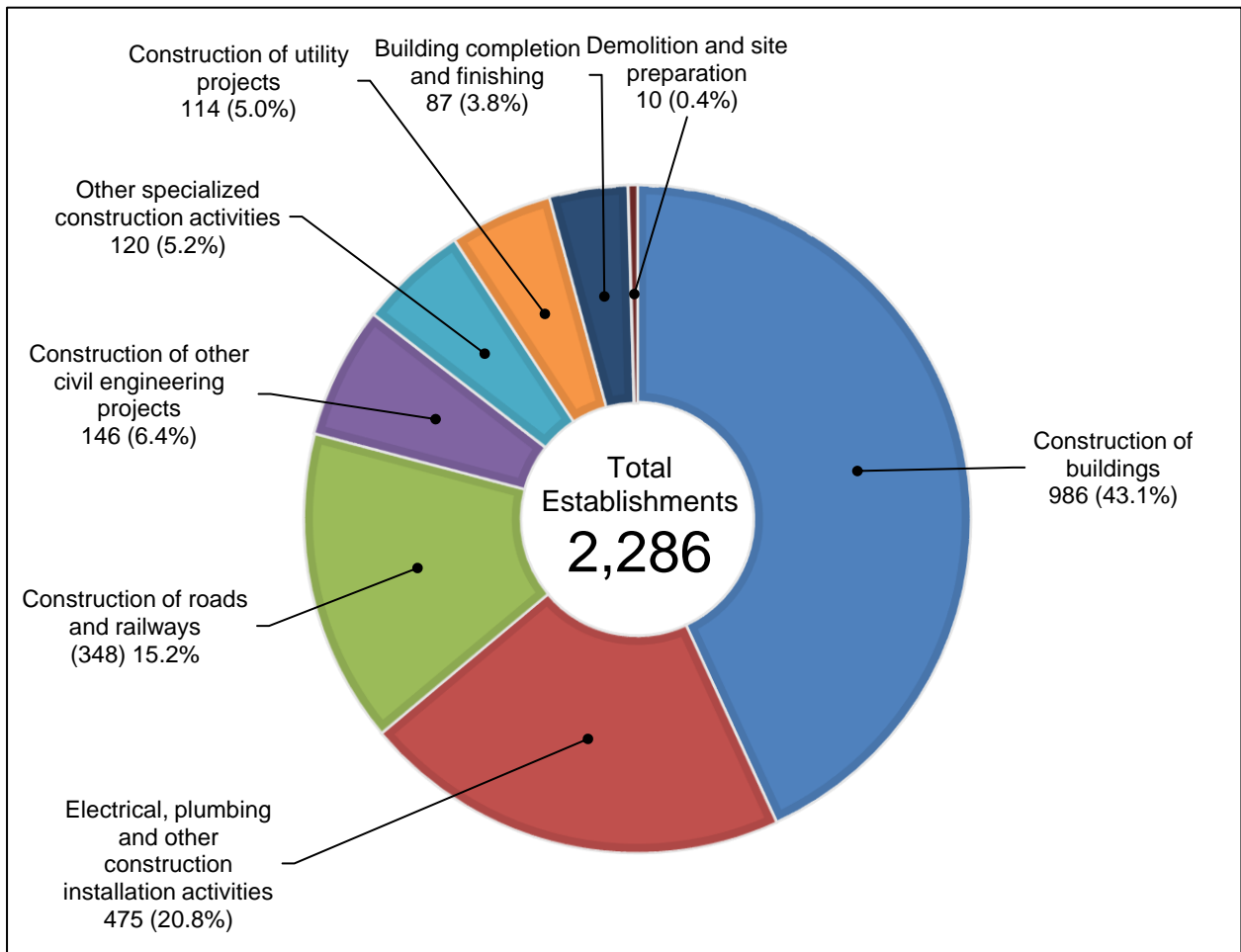


www.tuv.com
ID 9108640991

PSA Complex, East Avenue, Diliman, Quezon City, Philippines 1101
Telephone: (632) 938-5267
www.psa.gov.ph

followed by electrical, plumbing and other construction installation activities with 475 establishments (20.8%) and construction of roads and railways activities with 348 establishments (15.2%). On the other hand, demolition and site preparation recorded the least number of 10 establishments (0.4 %). (Figure 1 and Table 1)

Figure 1. Percentage Distribution of Construction Sector by Industry Group: Philippines, 2019



Note: Details may not add-up due to rounding.

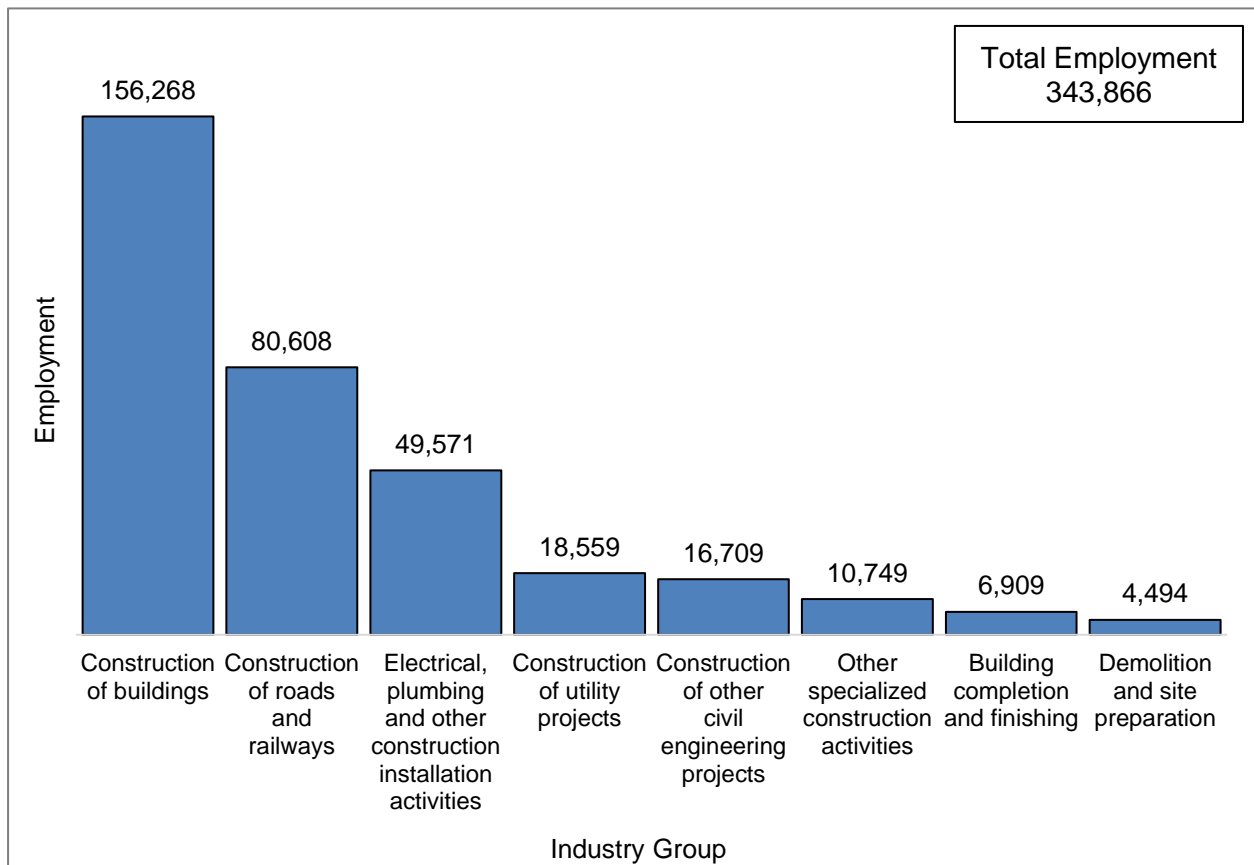
Source: Philippine Statistics Authority, 2019 ASPBI (Preliminary Results)

Construction of buildings industry group employed the highest number of workers

The construction sector employed a total of 343,866 workers in 2019. Of the total, 343,343 workers (99.8%) were paid employees, while the remaining were working owners and unpaid workers. (Tables A and 1)

By industry group, construction of buildings, which recorded the highest number of establishments in 2019, was also the top industry in terms of the total number of workers. It employed a total of 156,268 workers (45.4%). Demolition and site preparation activities, on the other hand, had the lowest number of workers at 4,494 (1.3%). (Figure 2 and Table 1)

Figure 2. Distribution of Employment for Construction Sector by Industry Group: Philippines, 2019



Note: Details may not add-up to total due to rounding.

Source: Philippine Statistics Authority, 2019 ASPBI (Preliminary Results)

The average number of workers for the sector was recorded at 150 per establishment in 2019. (Tables A and 2)

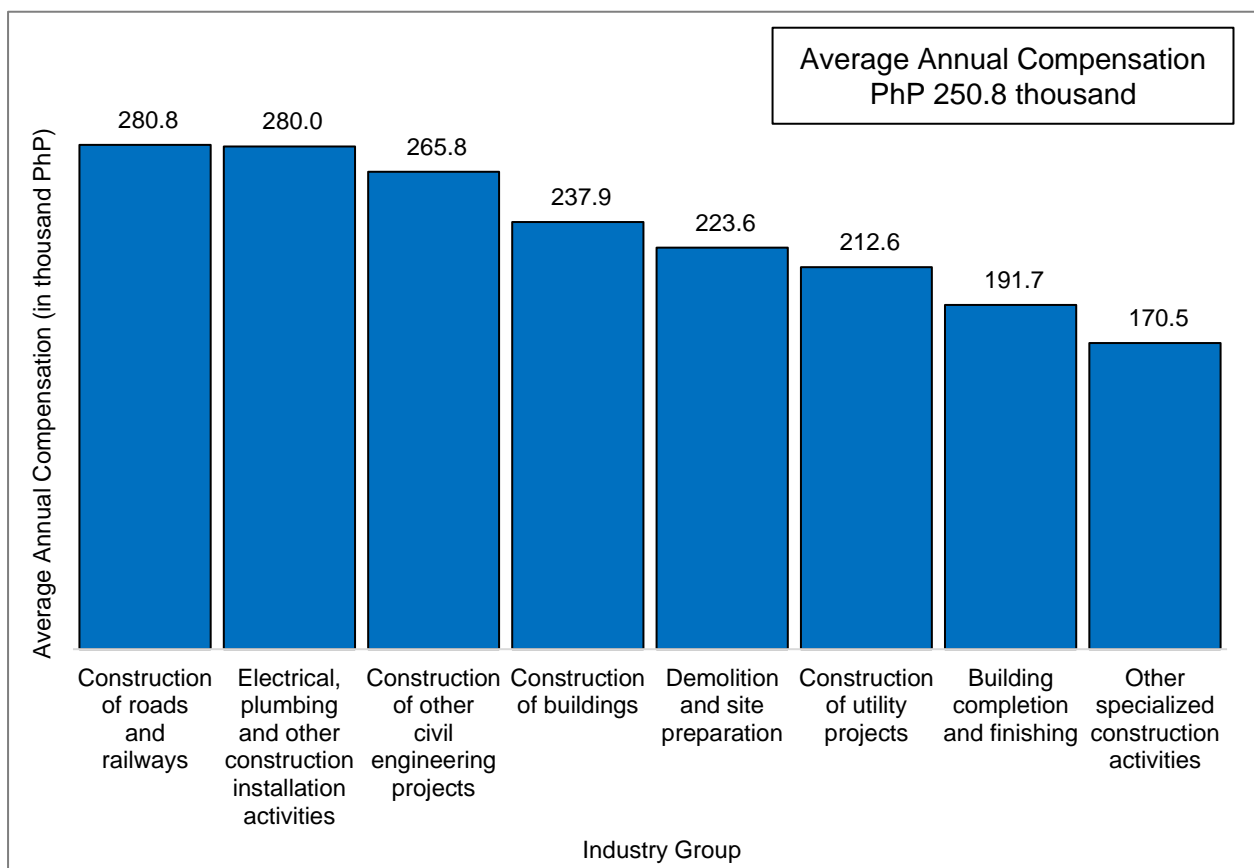
Demolition and site preparation industry posted the highest average of 449 workers per establishment, while the least was the building completion and finishing industry with an average of 79 workers per establishment. (Table 2)

Construction of roads and railways industry paid the highest total compensation

The construction sector paid a total compensation of PhP 86.11 billion in 2019. This translates to an average annual compensation of PhP 250.79 thousand per paid employee. (Tables A and 2)

Among industry groups, construction of roads and railways paid the highest average annual compensation of PhP 280.80 thousand per paid employee. This was closely followed by electrical, plumbing and other construction installation activities with an average annual compensation of PhP 279.96 thousand per paid employee. On the other hand, employees in other specialized construction activities were paid the lowest at PhP 170.47 thousand per paid employee. (Figure 3 and Table 2)

Figure 3. Average Annual Compensation of Paid Employees for Construction Sector by Industry Group: Philippines, 2019



Source: Philippine Statistics Authority, 2019 ASPBI (Preliminary Results)

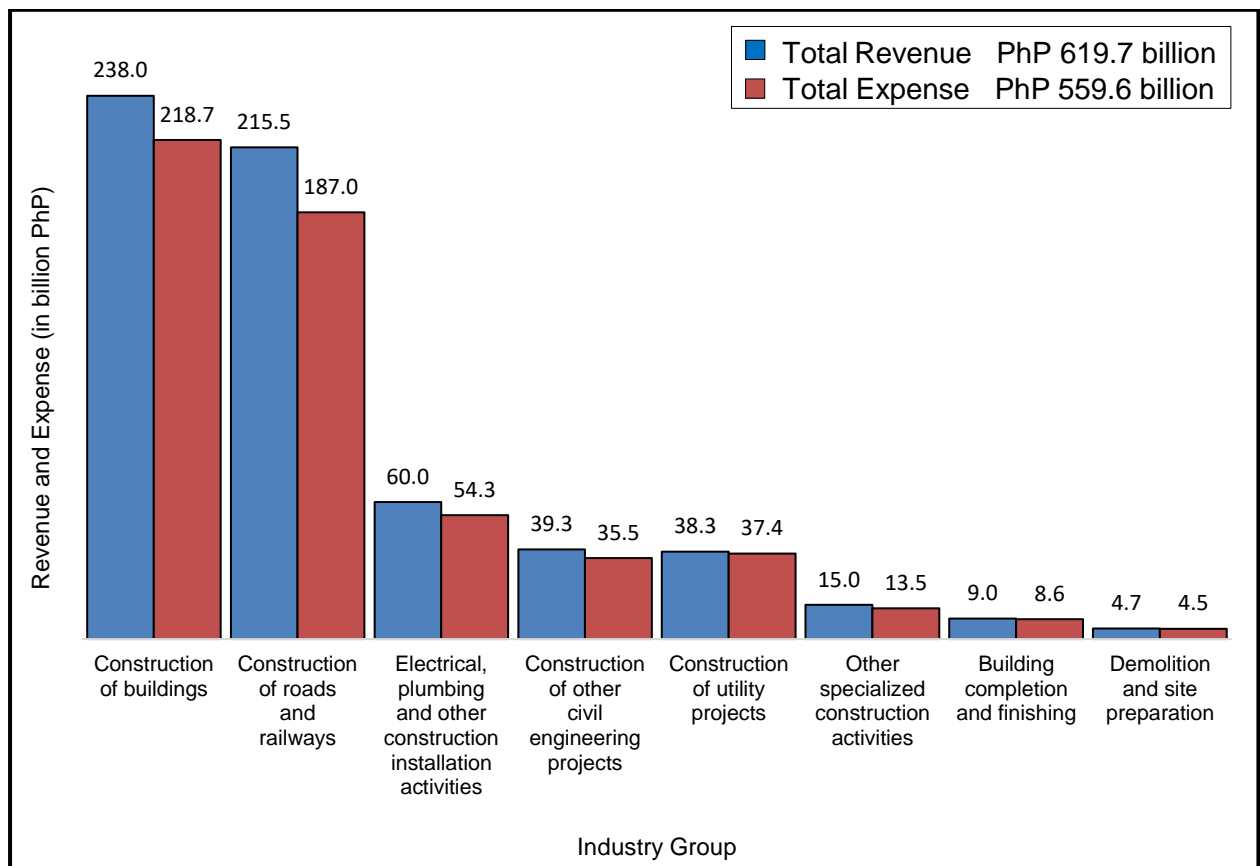
Construction of buildings industry contributed the highest share to total revenue and expense

The total revenue generated by the sector reached PhP 619.79 billion, while the total expense incurred amounted to PhP 559.61 billion in 2019. (Tables A and 1)

Construction of buildings industry contributed the highest share to the total revenue of the sector which amounted to PhP 238.05 billion (38.4%). The same industry group also shared the highest total expense of PhP 218.68 billion (39.1%). (Figure 4 and Table 1)

On the other hand, demolition and site preparation industry had the lowest contribution to the total revenue and total expense amounting to PhP 4.67 billion and PhP 4.52 billion, respectively. (Figure 4 and Table 1)

Figure 4. Revenue and Expense for Construction Sector by Industry Group: Philippines, 2019



Source: Philippine Statistics Authority, 2019 ASPBI (Preliminary Results)

Construction of roads and railways industry recorded the highest return

Revenue per expense ratio for the sector was recorded at 1.11 in 2019. This indicates that for every peso spent, the sector generated a corresponding revenue of 1.11 pesos.

Among the industry groups, construction of roads and railways posted the highest revenue per expense ratio at 1.15 which was higher than the national figure. However, construction of utility projects had the lowest revenue-expense ratio of 1.02. (Tables A and 2)

DENNIS S. MAPA, Ph.D.

Undersecretary

National Statistician and Civil Registrar General