



SEASONALLY ADJUSTED RICE PRODUCTION *and* PRICES

OCTOBER - DECEMBER 2013

Volume XVI No. 1

January 2014

This brief report features the deseasonalized or seasonally adjusted rice production and price data series from first quarter of 2007 to fourth quarter of 2013 using X-11 ARIMA. The effect of season has been removed from the original data to show at a glance the trend of palay/rice production and prices without being hampered by seasonal movements.

PRODUCTION

The deseasonalized palay production in the fourth quarter of 2013 at 4.81 million metric tons was higher by 7.97 percent compared with the third quarter 2013 output of 4.46 million metric tons. The increase was due to movement of harvest from third to the fourth quarter, sufficient water supply from rehabilitated irrigation facilities and rainfall, and availability of quality seeds from DA/PhilRice seed banking program.

Year on year, this quarter's seasonally adjusted production was also higher by 7.53 percent or 337 thousand metric tons than the previous year's level of the same period.

PRICES

In the fourth quarter of 2013, the seasonally adjusted farmgate price of palay as well as the wholesale and retail prices of rice increased by 3.25 percent, 5.78 percent and 3.81 percent from their respective levels in the third quarter of 2013.

This year's deseasonalized prices at all trading levels were higher than last year's price quotations.

Figure 1. Quarterly palay production, Philippines, 2007-2013

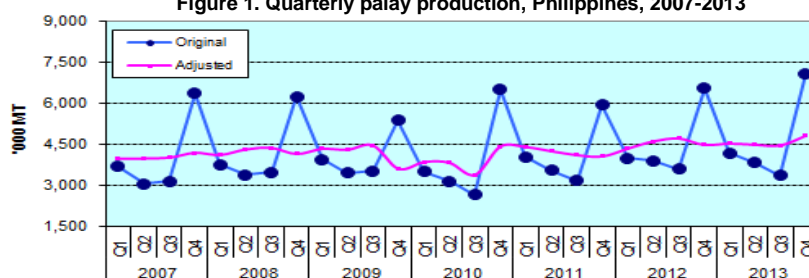


Figure 2. Quarterly farmgate prices of palay, Philippines, 2007-2013

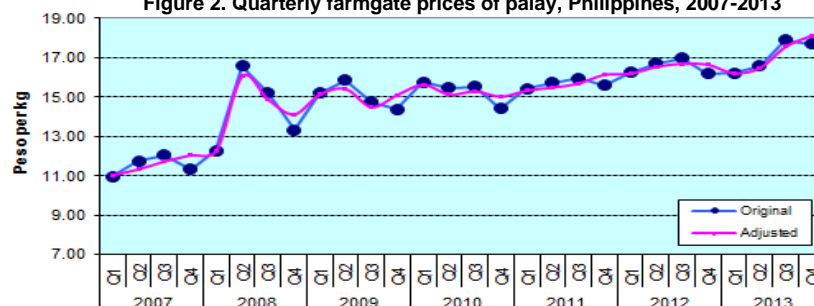


Figure 3. Quarterly wholesale prices of rice, Philippines, 2007-2013

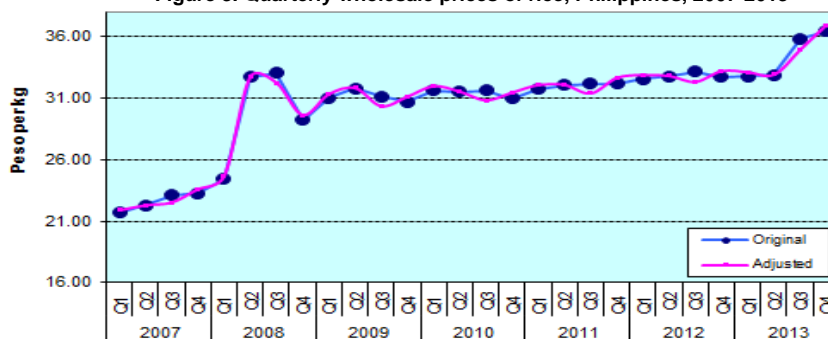
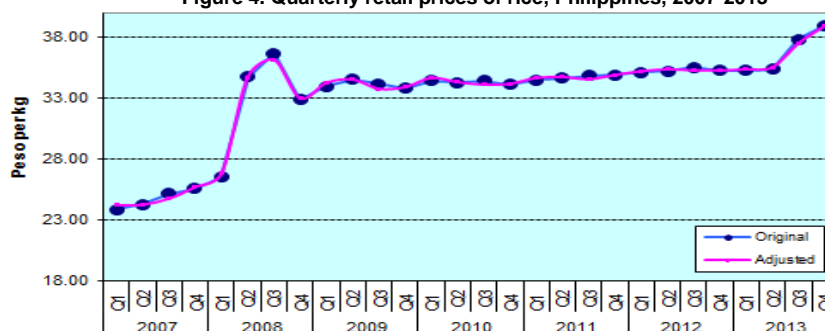


Figure 4. Quarterly retail prices of rice, Philippines, 2007-2013



* Prepared by the TWG on Seasonal Adjustment of Time Series Data, Bureau of Agricultural Statistics, Department of Agriculture, Philippines. Telephone Nos. 371-2050; 371-2086 E-mail Address: rsrecide@bas.gov.ph