



SPECIAL RELEASE

Seasonally Adjusted Palay/Rice Production and Prices October-December 2020

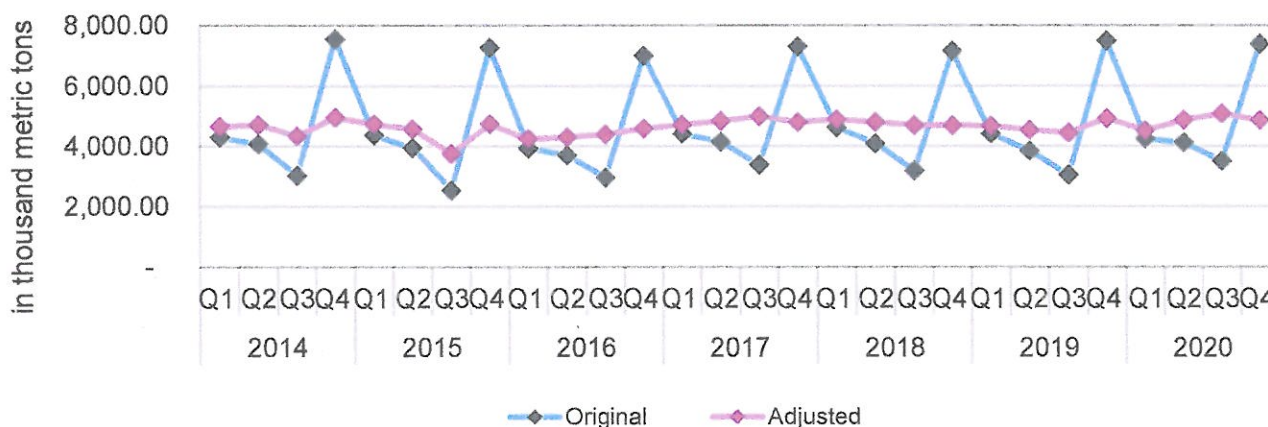
Date of Release: 10 February 2021
Reference No. 2021-079

PRODUCTION

The seasonally adjusted palay production for the fourth quarter of 2020 was 4,860 thousand metric tons, slightly lower by -4.3 percent from the previous quarter's output of 5,078 thousand metric tons. (Table 1)

Likewise, the seasonally adjusted production dropped by -1.3 percent compared with the previous year's level of 4,922 thousand metric tons. (Figure 1 and Table 1)

Figure 1. Quarterly Palay Production, Philippines, 2014-2020

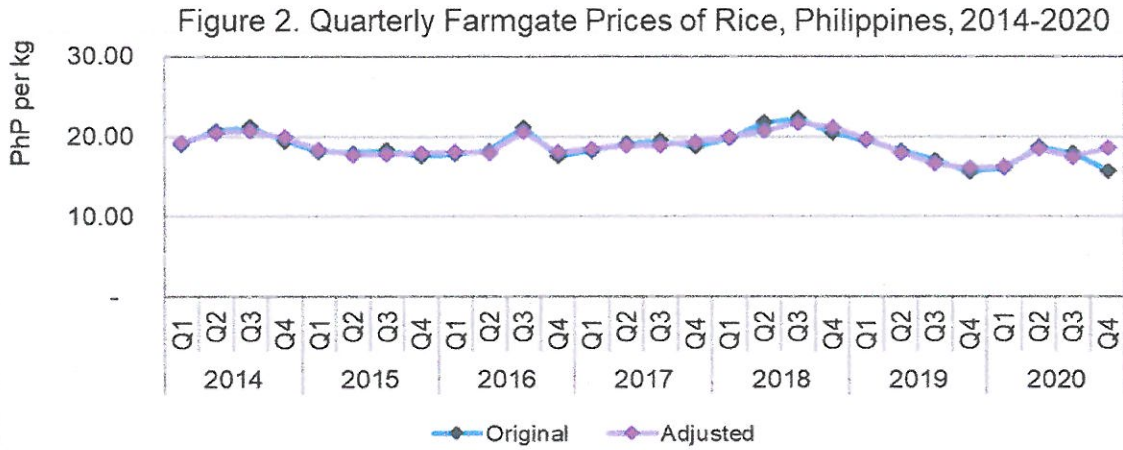


Source: Philippine Statistics Authority (PSA), Palay and Corn Production Survey (PCPS)



PRICES

For the quarter, the seasonally adjusted farmgate price for palay surged to PhP 18.56 per kilogram or by 6.4 percent from the third quarter's level. Likewise, it was higher by 15.3 percent than the previous year's farmgate price of PhP 16.10 per kilogram. (Figure 2 and Table 1)



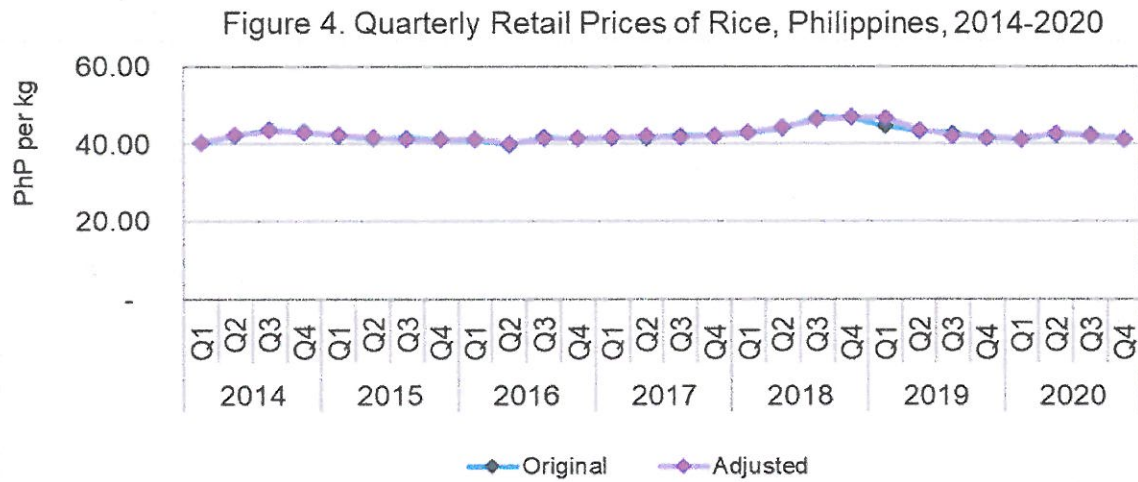
Source: Philippine Statistics Authority (PSA), Weekly Cereals Price Monitoring (WCPM)

The wholesale price of rice for this quarter displayed an increase of 0.2 percent compared with the PhP 38.05 per kilogram quotation in the previous quarter and PhP 38.04 per kilogram in the same period a year ago. (Figure 2 and Table 2)




Source: Philippine Statistics Authority (PSA), Weekly Cereals Price Monitoring (WCPM)

The seasonally adjusted retail price of rice went down to PhP 41.29 per kilogram or by -1.7 percent from the previous quarter's price level of PhP 41.99 per kilogram. Year-on-year, this was down by -0.8 percent from the PhP 41.64 per kilogram in the same period a year ago. (Figure 4 and Table 2)



Source: Philippine Statistics Authority (PSA), Weekly Cereals Prices Monitoring (WCPM)


DENNIS S. MAPA, Ph.D.
 Undersecretary
 National Statistician and Civil Registrar General