



SEASONALLY ADJUSTED RICE PRODUCTION *and* PRICES



JANUARY - MARCH 2013

Volume XV No. 2

April 2013

This brief report features the deseasonalized or seasonally adjusted rice production and price data series from first quarter of 2007 to first quarter of 2013 using X-11 ARIMA. The effect of season has been removed from the original data to show at a glance the trend of palay/rice production and prices without being hampered by seasonal movements.

PRODUCTION

The seasonally adjusted palay production in the first quarter of 2013 was up by 0.09 percent. From 4.536 million metric tons in the fourth quarter of 2012, production rose to 4.540 million metric tons. Early planting due to sufficient water supply resulted in advanced harvesting in the first quarter of 2013.

This quarter's output when deseasonalized was higher by 3.84 percent than the output of the same period in 2012.

PRICES

In the first quarter of 2013, the seasonally adjusted farmgate price of palay as well as the wholesale and retail prices of rice were down by 3.64 percent, 0.63 percent and 0.23 percent from their respective fourth quarter levels in 2012.

Compared with last year's records, the deseasonalized wholesale and retail prices of rice were higher by 0.70 percent and 0.37 percent, respectively. On the other hand, the deseasonalized farmgate price of palay was the same as last year's level.

Figure 1. Quarterly palay production, Philippines, 2007-2013

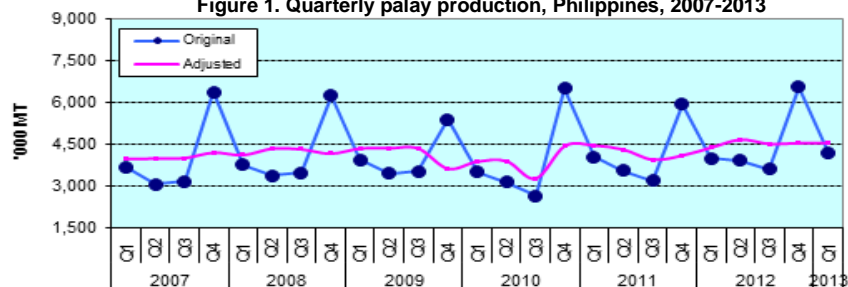


Figure 2. Quarterly farmgate prices of palay, Philippines, 2007-2013

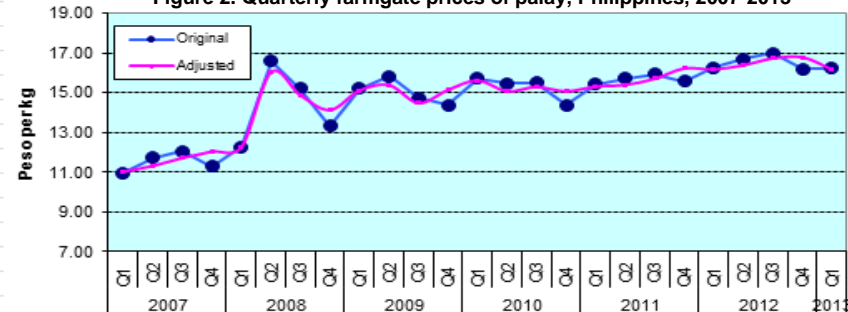


Figure 3. Quarterly wholesale prices of rice, Philippines, 2007-2013

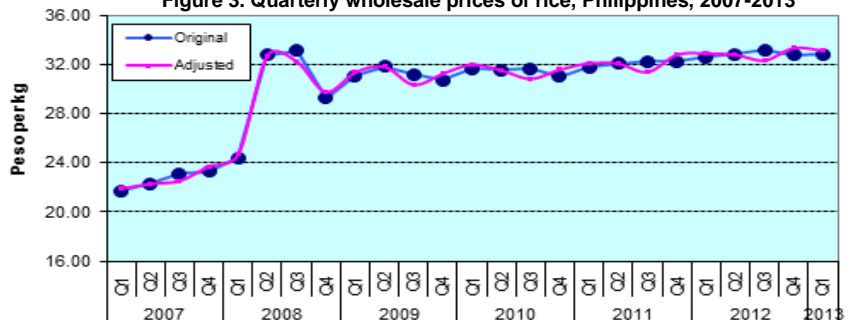
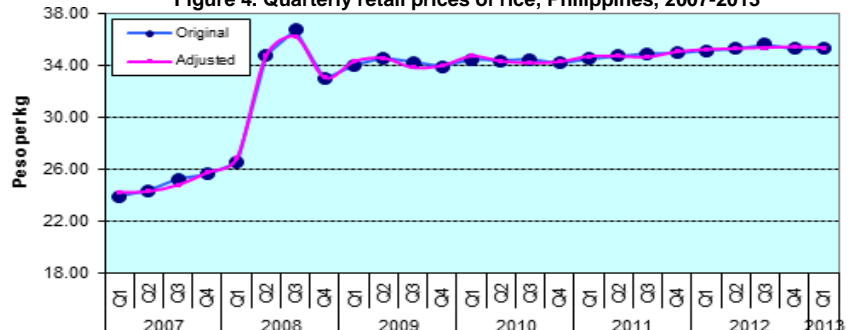


Figure 4. Quarterly retail prices of rice, Philippines, 2007-2013



* Prepared by the TWG on Seasonal Adjustment of Time Series Data, Bureau of Agricultural Statistics, Department of Agriculture, Philippines. Telephone Nos. 371-2050; 371-2086 E-mail Address: rsrecide@bas.gov.ph