

# SPECIAL RELEASE

## Seasonally Adjusted Palay/Rice Production and Prices: July-September 2019

**Date of Release: 11 November 2019**  
Reference No. 2019 - 310

### PRODUCTION

The seasonally adjusted palay production for the third quarter of 2019 was 4,533 thousand metric tons, higher by 2.0 thousand metric tons from the preceding quarter's output (Table 1).

This quarter's performance when deseasonalized was lower by 4.3 percent or 203 thousand metric tons from the same period of previous year's level of 4,736 thousand metric tons (Table 1).

### PRICES

The seasonally adjusted farmgate price of palay in the third quarter of 2019 was P16.66 per kilogram, lower by 7.4 percent from the second quarter level of P17.99 per kilogram. Likewise, it was lower by 23.4 percent than the previous year's same quarter quotation of P21.75 per kilogram (Table 1).

The deseasonalized wholesale price of rice for this quarter was P38.58 per kilogram, 1.8 percent lower than the preceding quarter's record of P39.29 per kilogram. Similarly, it was lower by 6.7 percent from the previous year's same quarter level of P41.34 per kilogram.

Retail price of rice for the third quarter was P42.12 per kilogram. It declined by 3.0 percent from the previous quarter quotation and 9.2 percent from the same period in 2018 (Table 2).

FIGURE 1 Quarterly Palay Production, Philippines, 2011-2019

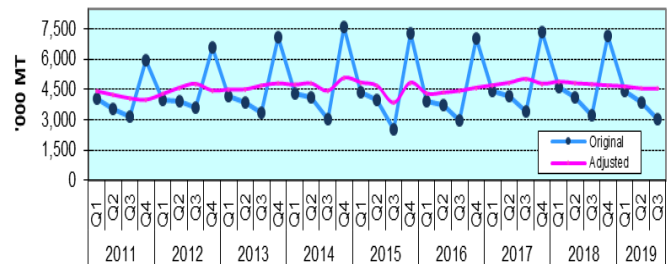


FIGURE 2 Quarterly Farmgate Prices of Palay, Philippines, 2011-2019

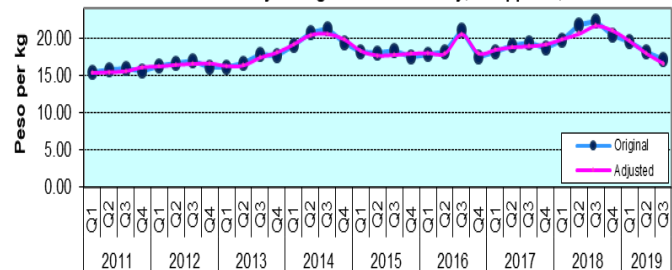


FIGURE 3 Quarterly Wholesale Prices of Rice, Philippines, 2011-2019

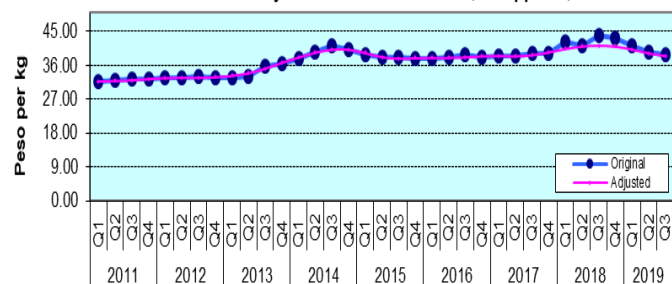
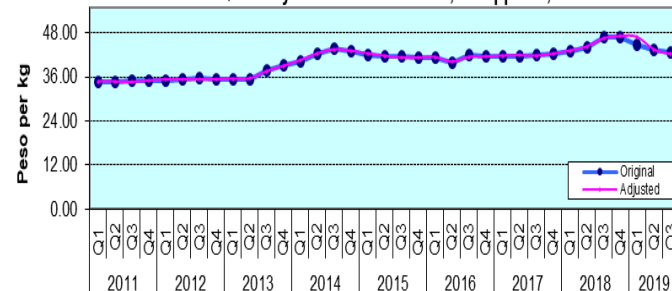


FIGURE 4 Quarterly Retail Prices of Rice, Philippines, 2011-2019



*Rosalinda P. Bautista*  
**ROSALINDA P. BAUTISTA**  
Assistant Secretary  
Deputy National Statistician  
Sectoral Statistics Office