

# SPECIAL RELEASE

## Seasonally Adjusted Palay/Rice Production and Prices: April-June 2019

**Date of Release: 16 August 2019**  
Reference No. 2019 - 281

### PRODUCTION

The seasonally adjusted palay production for the second quarter of 2019 was 4,562 thousand metric tons, lower by 1.8 percent from the 4,644 thousand metric tons output in the first quarter of 2019 (Table 1).

Year on year, this quarter's performance when deseasonalized was lower by 5.3 percent from the 2018 level of 4,815 thousand metric tons (Table 1).

### PRICES

The seasonally adjusted farmgate price of palay for the second quarter of 2019 at P18.13 per kilogram declined by 8.0 percent from the preceding quarter. On an annual basis, this was lower by 13.0 percent from previous year's level of P20.85 per kilogram (Table 1).

Wholesale price of rice for the second quarter of 2019 was P39.37 per kilogram. This was lower by 5.3 percent and 4.1 percent from the first quarter of 2019 and of the previous year's level, respectively.

Similarly, retail price of rice at P43.55 per kilogram for this quarter went down by 7.3 percent from the previous quarter and 1.7 percent from the same period in 2018 (Table 2).

FIGURE 1 Quarterly Palay Production, Philippines, 2011-2019

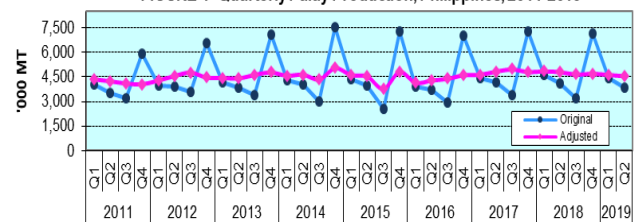


FIGURE 2 Quarterly Farmgate Prices of Palay, Philippines, 2011-2019

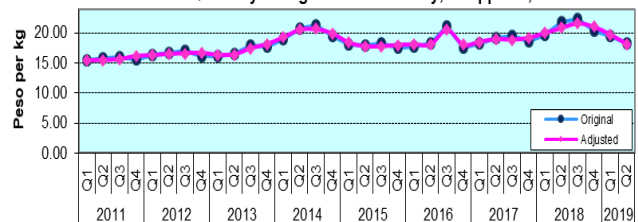


FIGURE 3 Quarterly Wholesale Prices of Rice, Philippines, 2011-2019

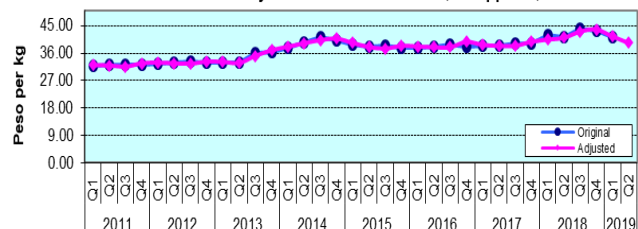
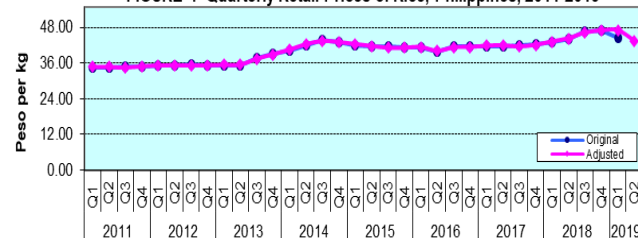


FIGURE 4 Quarterly Retail Prices of Rice, Philippines, 2011-2019



*Rosalinda P. Bautista*

**ROSALINDA P. BAUTISTA**  
(Director II)  
Officer-in-Charge  
Sectoral Statistics Office