

SPECIAL RELEASE

Rice and Corn Stocks Inventory, 01 July 2023

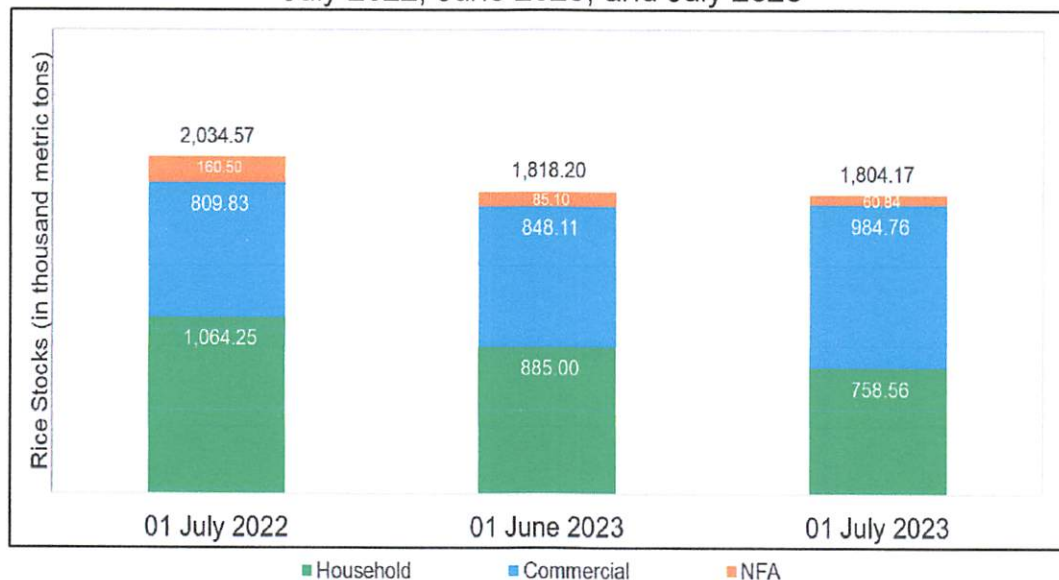
Date of Release: 05 October 2023
Reference No. 2023-SSO-156

RICE

As of 01 July 2023, the country's total rice stocks inventory was estimated at 1.80 million metric tons. This exhibits an annual decline of 11.3 percent from the 2.03 million metric tons level in the same period of the previous year.

Similarly, the country's total rice stocks inventory recorded a monthly decrease of 0.8 percent from the previous month's level of 1.82 million metric tons. (Figure 1 and Table 1)

Figure 1. Inventory of Rice Stocks, Philippines
July 2022, June 2023, and July 2023



Note: Details may not add up to total due to rounding.

Sources: Philippine Statistics Authority, Rice and Corn Stocks Survey: Household (RCSS:H) and Rice and Corn Stocks Survey: Commercial (RCSS:C) National Food Authority (NFA), NFA Grains Situation Report




This month's rice stocks inventories in the NFA depositories and household sector registered annual declines of 62.1 percent and 28.7 percent, respectively, compared with their corresponding levels from the same period of 2022. On the other hand, rice stocks in the commercial sector rose by 21.6 percent.

In comparison to the June 2023 rice stocks levels, month-on-month decreases in rice stocks inventory were noted in both NFA depositories and household sector at 28.5 percent and 14.3 percent, respectively. Meanwhile, rice stocks in commercial sector increased by 16.1 percent.

Of this month's total rice stocks, 54.6 percent were from the commercial sector, 42.0 percent were from the households, and 3.4 percent were from NFA depositories. (Table 1)

Table 1. Level and Percent Change of Rice Stocks by Sector
Philippines: July 2022, June 2023, and July 2023

SECTOR	Percent share to total stocks	Stocks, in thousand metric tons			Percentage Change	
		01 July 2022	01 June 2023	01 July 2023	Year-on-Year	Month-on-Month
TOTAL STOCKS	100.0	2,034.57	1,818.20	1,804.17	-11.3	-0.8
Household	42.0	1,064.25	885.00	758.56	-28.7	-14.3
Commercial	54.6	809.83	848.11	984.76	21.6	16.1
NFA	3.4	160.50	85.10	60.84	-62.1	-28.5

Note: Details may not add up to total due to rounding.

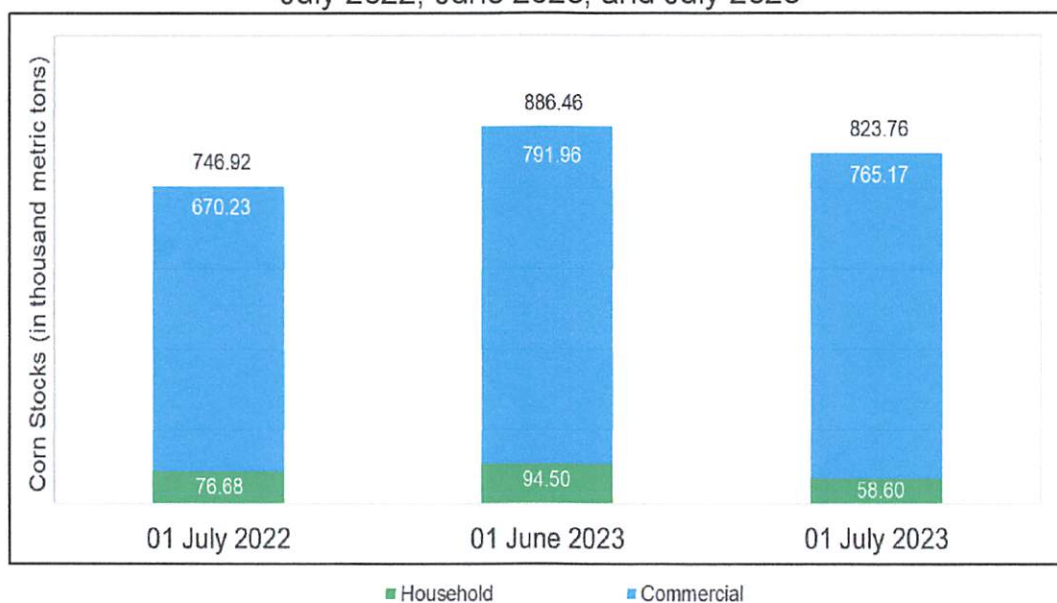
Sources: Philippine Statistics Authority, Rice and Corn Stocks Survey: Household (RCSS:H) and Rice and Corn Stocks Survey: Commercial (RCSS:C)
National Food Authority (NFA), NFA Grains Situation Report

CORN

As of 01 July 2023, the total corn stocks inventory reached 823.76 thousand metric tons. This indicates an increase of 10.3 percent from the 746.92 thousand metric tons level in the same period of 2022.

Month-on-month, corn stocks inventory exhibited a reduction of 7.1 percent relative to its previous month's inventory level of 886.46 thousand metric tons. (Figure 2 and Table 2)

Figure 2. Inventory of Corn Stocks, Philippines
July 2022, June 2023, and July 2023



Note: Details may not add up to total due to rounding.

Sources: Philippine Statistics Authority, Rice and Corn Stocks Survey: Household (RCSS:H) and Rice and Corn Stocks Survey: Commercial (RCSS:C)

From the same month of the previous year's level, corn stocks inventory in the household sector recorded an annual decline of 23.6 percent. On the other hand, corn stocks in the commercial sector rose by 14.2 percent.

Relative to their inventory level in June 2023, the volume of corn stocks in both household and commercial sectors registered month-on-month decrements of 38.0 percent and 3.4 percent, respectively.


About 92.9 percent of this month's total corn stocks inventory were from the commercial sector, while the remaining 7.1 percent were from the households. (Table 2)

Table 2. Level and Percent Change of Corn Stocks by Sector
Philippines: July 2022, June 2023, and July 2023

SECTOR	Percent share to total stocks	Stocks, in thousand metric tons			Percentage Change	
		01 July 2022	01 June 2023	01 July 2023	Year-on-Year	Month-on-Month
TOTAL STOCKS	100.0	746.92	886.46	823.76	10.3	-7.1
Household	7.1	76.68	94.50	58.60	-23.6	-38.0
Commercial	92.9	670.23	791.96	765.17	14.2	-3.4

Note: Details may not add up to total due to rounding.

Sources: Philippine Statistics Authority, Rice and Corn Stocks Survey: Household (RCSS:H) and Rice and Corn Stocks Survey: Commercial (RCSS:C)



DIVINA GRACIA L. DEL PRADO, PhD
Assistant Secretary
Deputy National Statistician
Sectoral Statistics Office

