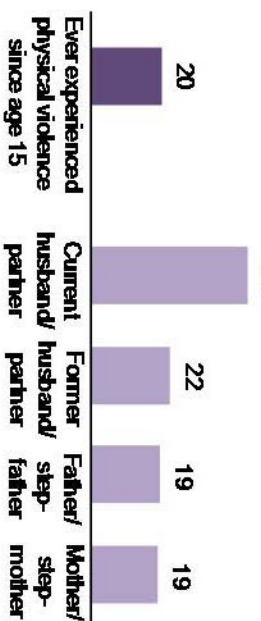




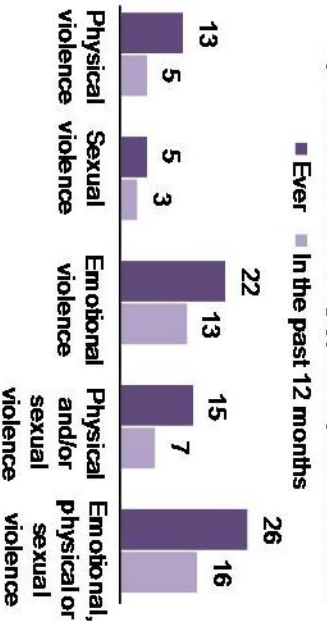
Physical Violence and Perpetrators

Percent of ever-married women 15-49 who have experienced physical violence since age 15 by their most common perpetrators



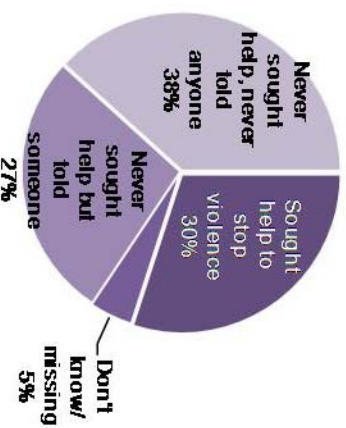
Spousal Violence

Percent of ever-married women age 15-49 who have experienced the following types of spousal violence



Help Seeking Behavior to Stop Violence

Percent distribution of women 15-49 who have experienced physical or sexual violence by help-seeking behavior



For additional information on the results of the 2013 Philippines National Demographic and Health Survey, please contact

In the Philippines:

Philippine Statistics Authority
Sectoral Statistics Office
Sollicare Building 1
Ramon Magsaysay Boulevard
Sta. Mesa, Manila
Telephone: (632) 713-7245
Fax (632) 716-1612
E-mail: info@mail.census.gov.ph
Internet: www.census.gov.ph

In USA:

ICF International
530 Gaither Road, Suite 500
Rockville, 20850 USA
Telephone: +1.301-407-6500
Fax: +1.301-407-6501
E-mail: reports@dhsprogram.com
Internet: <http://www.dhsprogram.com>

The 2013 Philippines National Demographic and Health Survey (NDHS) was conducted by the Philippine Statistics Authority from August through October 2013. Funding for the 2013 NDHS was from the Government of the Philippines. ICF International provided technical assistance for the survey through the USAID-funded MEASURE DHS program.



USAID
FROM THE AMERICAN PEOPLE



**PHILIPPINE STATISTICS
AUTHORITY**

Women's Status and Empowerment



Philippines 2013 National Demographic and Health Survey



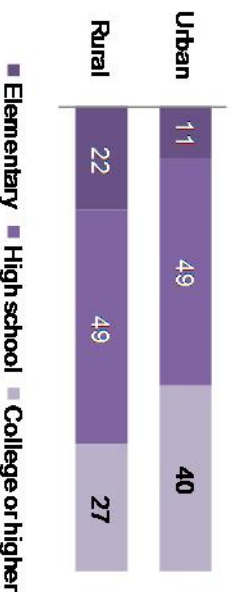
Women's Status and Empowerment: Results from 2013 NDHS

The 2013 National Demographic and Health Survey (NDHS) provides up-to-date information on the population and health situation in the Philippines. It is the tenth demographic and health survey conducted in the country.

The 2013 NDHS included a Women's Safety Module to collect information on women empowerment and the extent of violence

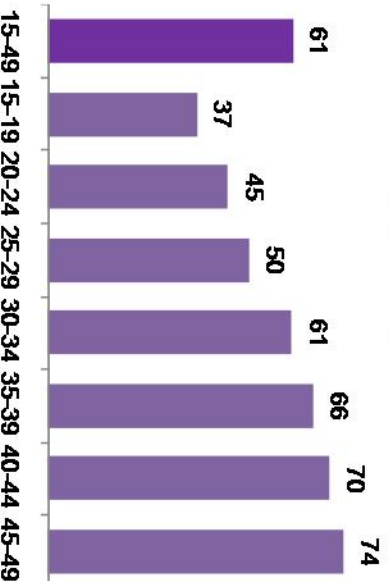
Education

Percent distribution of women by education and residence



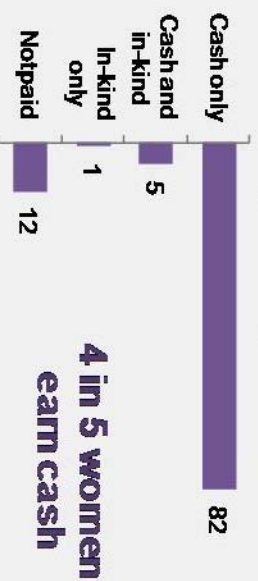
Employment by Age

Percent of married women age 15-49 who were employed in the past 12 months



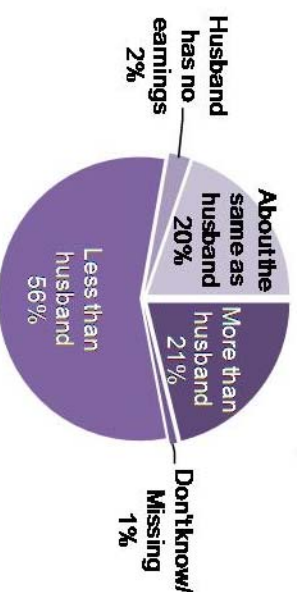
Types of Earnings

Percent distribution of married women employed in the past 12 months




Women's Cash Earnings Compared to Husband

Percent distribution of married women with cash earnings



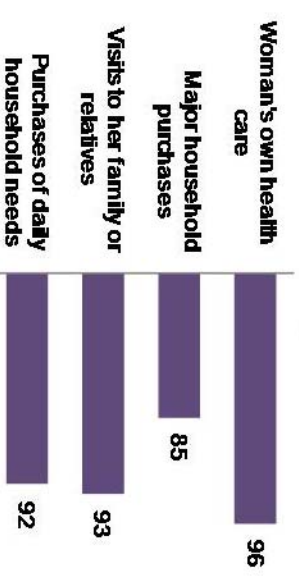
Home and Land Ownership

Percent distribution of women who own a house or land, alone or jointly



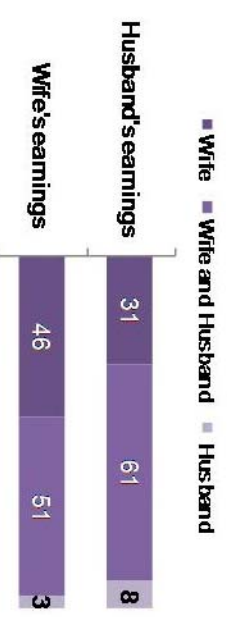
Women's Participation in Decisionmaking

Percent of married women who participate in the following decisions



Control Over Earnings

Percent distribution of women by who decides how cash earnings are used



Attitudes Toward Wife Beating

Percent of women 15-49 who agree that a husband is justified in beating his wife by reason

