

PHILIPPINE EXPORT & IMPORT STATISTICS

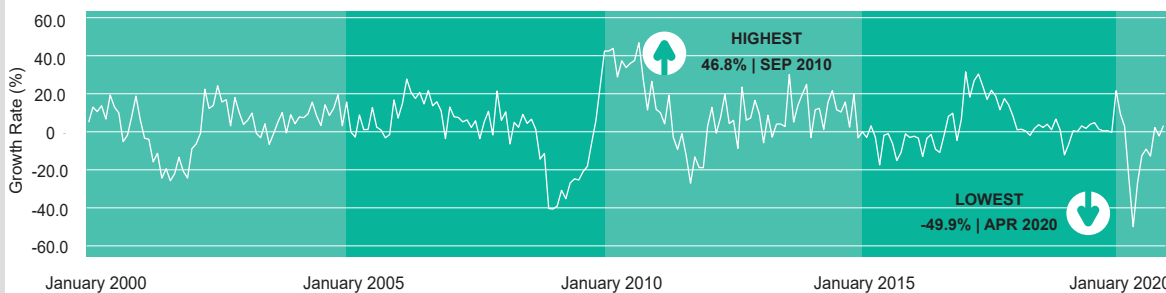
January 2000 - November 2020^P Growth Rates

November 2020^P FOB in USD

EXPORT



Year-on-Year Growth Rate of Export: January 2000 to November 2020^P



November 2020^P

FOB VALUE

\$ 5.79 BILLION

Y-o-Y GROWTH

+/- 3.0% INCREASE

Top Three Export Commodity Groups



Electronic Products



Other Manufactured Goods




Ignition Wiring Set and Other Wiring Sets

Top Export Partner

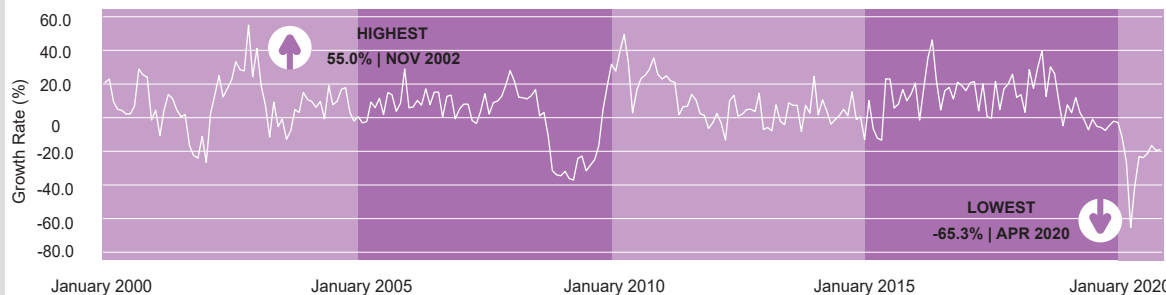


United States of America

IMPORT



Year-on-Year Growth Rate of Import: January 2000 to November 2020^P



November 2020^P

FOB VALUE

\$ 7.52 BILLION

Y-o-Y GROWTH

+/- 18.9% DECREASE

Top Three Import Commodity Groups



Electronic Products



Mineral Fuels, Lubricants & Other Related Materials



Transport Equipment

Top Import Partner

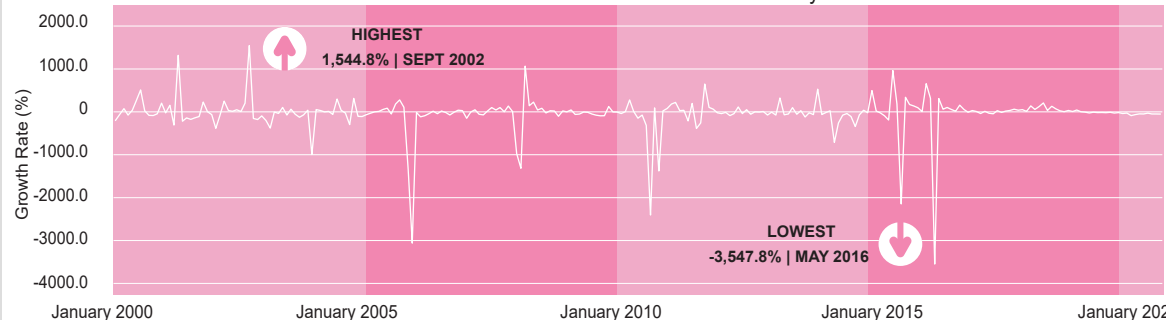


People's Republic of China

BoT-G



Year-on-Year Growth Rate of Balance of Trade in Goods: January 2000 to November 2020^P



November 2020^P

FOB VALUE

\$ -1.73 BILLION

Y-o-Y GROWTH

+/- 52.6% DECREASE

Highest Surplus among Top Ten Partners



0.46 BILLION

Hong Kong

Highest Deficit among Top Ten Partners



1.09 BILLION

People's Republic of China

For more information visit us on www.psa.gov.ph