



# PHILIPPINE EXPORT & IMPORT STATISTICS

January 2001 - January 2021<sup>P</sup> Growth Rates

January 2021<sup>P</sup> FOB in USD

## EXPORT



**FOB VALUE | Y-o-Y GROWTH**

**\$ 5.49 | 5.2 %**  
Billion | Decrease

### TOP THREE EXPORT COMMODITY GROUPS

 **3.24**  
BILLION

Electronic Products

 **0.29**  
BILLION

Other Manufactured Goods

 **0.22**  
BILLION

Ignition Wiring Set and Other Wiring Sets


## IMPORT



**FOB VALUE | Y-o-Y GROWTH**

**\$ 7.91 | 14.9 %**  
Billion | Decrease

### TOP THREE IMPORT COMMODITY GROUPS

 **2.34**  
BILLION

Electronic Products

 **0.68**  
BILLION

Mineral Fuels, Lubricants and Related Materials

 **0.57**  
BILLION

Transport Equipment


### TOP EXPORT PARTNER

 **0.85**  
BILLION  
United States of America

### HIGHEST DEFICIT AMONG TOP TEN PARTNERS

 **1.13 BILLION**  
People's Republic of China

### TOP IMPORT PARTNER

 **1.93**  
BILLION  
People's Republic of China

### HIGHEST SURPLUS AMONG TOP TEN PARTNERS

 **0.39 BILLION**  
Hong Kong

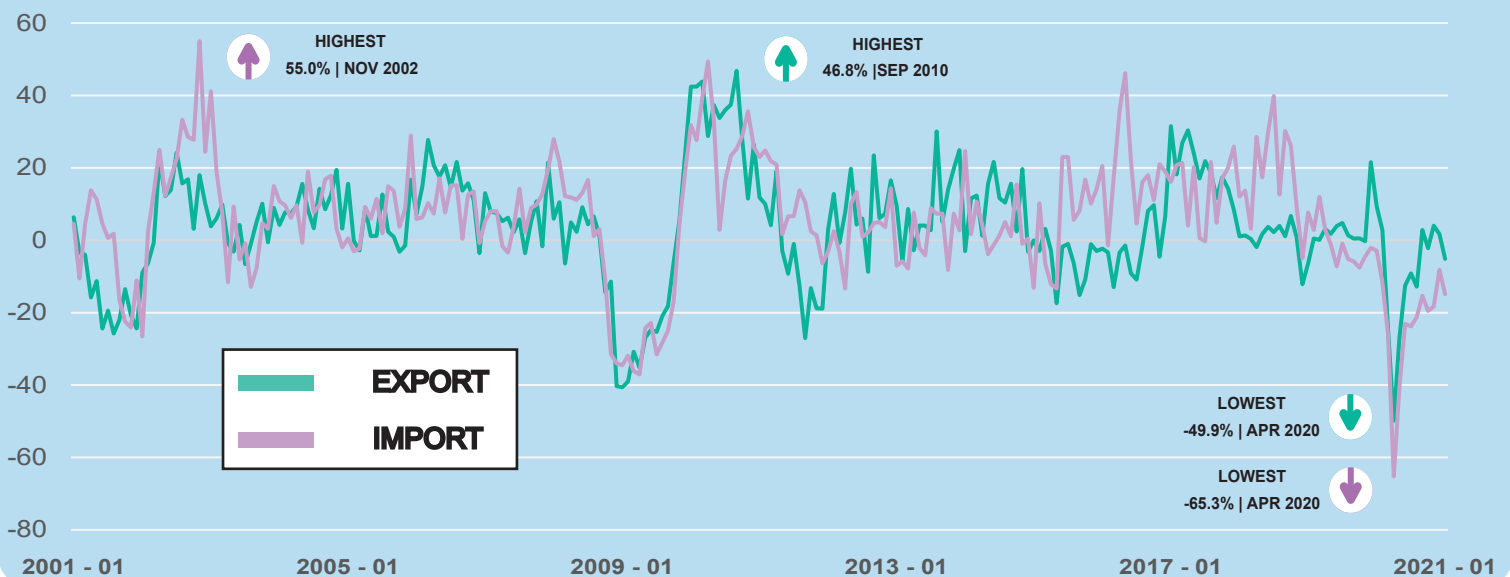
## BOT-G



**FOB VALUE | Y-o-Y GROWTH**

**\$ 2.42 | 30.9 %**  
Billion Deficit | Decrease

Year-on-Year Growth Rate of Export & Import: January 2001 to January 2021<sup>P</sup>



For more information visit us on [www.psa.gov.ph](http://www.psa.gov.ph)



For Technical Inquiries  
[tsd.staff@psa.gov.ph](mailto:tsd.staff@psa.gov.ph)



Like us on Facebook  
[PhilippineStatisticsAuthority](https://www.facebook.com/PhilippineStatisticsAuthority)



Follow us on Twitter  
[@PSAgovph](https://twitter.com/PSAgovph)