



# PHILIPPINE EXPORT & IMPORT STATISTICS

## May 2021 Preliminary Results

### EXPORT

**\$ 5.89 Billion**  
FOB Value

**29.8 Increase %**  
Y-on-Y Growth

### IMPORT

**\$ 8.65 Billion**  
FOB Value

**47.7 Increase %**  
Y-on-Y Growth

### BOT-G

**\$ 2.76 Billion**  
Deficit

**109.7 Increase %**  
Y-on-Y Growth

FOB VALUE in Billion US Dollars

#### TOP THREE EXPORT COMMODITY GROUPS



**3.43 BILLION**  
Electronic Products



**0.37 BILLION**  
Other Manufactured Goods




**0.19 BILLION**  
Cathodes & Sections Of Cathodes, Of Refined Copper

#### TOP EXPORT TRADING PARTNER

**0.95 Billion**



#### TOP THREE IMPORT COMMODITY GROUPS



**2.39 BILLION**  
Electronic Products



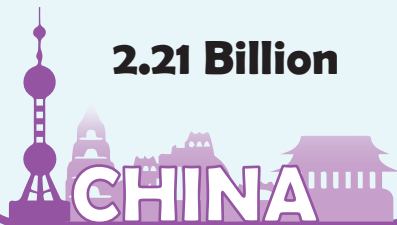
**0.97 BILLION**  
Mineral Fuels, Lubricants and Related Materials



**0.59 BILLION**  
Transport Equipment

#### TOP IMPORT TRADING PARTNER

**2.21 Billion**



#### HIGHEST SURPLUS AMONG MAJOR TRADING PARTNERS

**0.54 Billion**

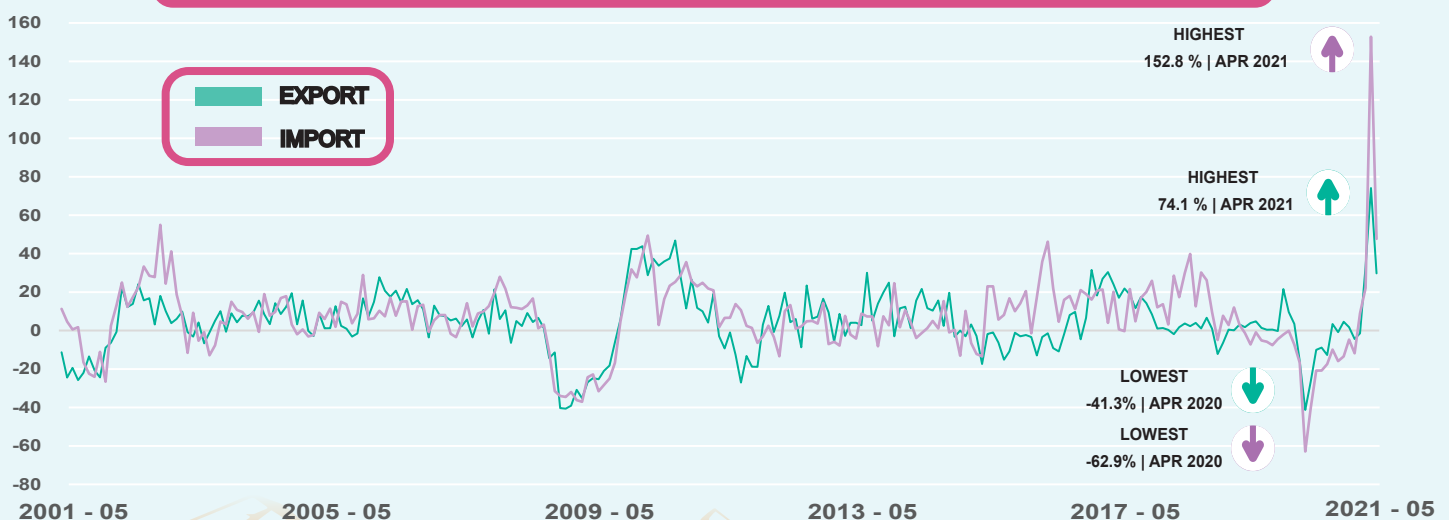


#### HIGHEST DEFICIT AMONG MAJOR TRADING PARTNERS

**1.26 Billion**



#### Year-on-Year Growth Rate of Export & Import: May 2001 to May 2021<sup>P</sup>



For more information  
visit us on [www.psa.gov.ph](http://www.psa.gov.ph)



For Technical Inquiries  
[tsd.staff@psa.gov.ph](mailto:tsd.staff@psa.gov.ph)



Like us on Facebook  
[PhilippineStatisticsAuthority](https://www.facebook.com/PhilippineStatisticsAuthority)



Follow us on Twitter  
[@PSAgovph](https://twitter.com/PSAgovph)