



ADMINISTRATIVE AND SUPPORT SERVICE ACTIVITIES SECTOR



Final Results from the 2016 Annual Survey of Philippine Business and Industry (All Establishments)



Administrative and support service activities includes rental and leasing activities, employment activities, security and investigation activities, services to buildings and landscape activities, and office administrative, office support and other business support activities.

7,077

ESTABLISHMENTS



1,053,054
Total Employment

Labor recruitment and provision of personnel, overseas

Recorded the highest number of establishments with **1,311** or **18.5%**



Labor recruitment and provision of personnel, local


Posted the highest number of workers with **150,419** or **14.3%**



Total Income Ph**490.4** billion

Total Expense Ph**421.8** billion


Leading Industries




Customer relationship management activities

Sales and marketing (including telemarketing) activities

Labor recruitment and provision of personnel, local

 Income (in billion pesos)

 Expense (in billion pesos)

Total Compensation

PhP**260.5** billion



Average Annual Compensation per Employee



PhP**247.8** thousand

Selected Indicators

Income per
Peso Expense

1.16



For every **peso spent**,
a corresponding income
of **PhP1.16** was generated



Labor Productivity

PhP332.2 thousand per worker

Total Value Added

PhP**349.8** billion

Total Change in Inventory

PhP**9.6** million

Total Subsidies

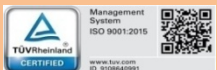
PhP**9.2** billion

Gross Additions to Tangible
Fixed Assets

PhP**17.0** billion

Sales from E-commerce

PhP603.6 million



Visit us on
www.psa.gov.ph

For Technical Inquiries
isd.staff@psa.gov.ph
ssd.esss.staff@psa.gov.ph

Like us on Facebook
PhilippineStatisticsAuthority

Follow us on Twitter
@PSAgovph