



2019 ANNUAL SURVEY OF PHILIPPINE BUSINESS AND INDUSTRY



Transportation and Storage Sector

Final Results for All Establishments

This sector includes the provision of passenger or freight transportation, whether scheduled or not by rail, pipeline, road, water or air and associated activities such as terminal and parking facilities, cargo handling, storage, etc. Also included in this sector are the renting or transportation equipment with driver or operator, and the postal and courier activities.

ANNUAL SURVEY OF PHILIPPINE BUSINESS AND INDUSTRY (ASPBI)
is one of the designated statistical activities of the Philippine Statistics Authority (PSA). Data collected from the survey provides information on the levels, structure, performance and trends of economic activities of the formal sector in the entire country for the year 2019.






3,057
Establishments



227,723
Total Employment

Top Three Industries in Terms of Number of Establishments and Total Employment

	Industries	Number of Establishments	Total Employment
1	 Support activities for transportation	1,367	96,881
2	 Other land transport	884	30,304
3	 Transport via buses	246	24,938



74 Average Number of Workers per Establishment



226,462
Paid Employees

Transportation and Storage Sector



PhP 86.88 billion
Total Compensation



PhP 383,645
Average Annual Compensation
per paid Employee



PhP 747.15 billion
Total Revenue



PhP 704.89 billion
Total Expense

Revenue

Leading Industries

Expense

PhP 375.01 billion



Passenger air
transport

PhP 382.15 billion

PhP 212.93 billion



Support activities
for transportation

PhP 170.11 billion

PhP 45.01 billion



Sea and coastal
water transport

PhP 43.12 billion



1.06

Revenue per
Expense Ratio



PhP 12.41 billion

Subsidies received
from the government