



# 2019 ANNUAL SURVEY OF PHILIPPINE BUSINESS AND INDUSTRY



## Administrative and Support Service Activities Sector

### Final Results for All Establishments


This sector includes a variety of activities that support general business operations. These activities differ from those in Section M since their primary purpose is not the transfer of specialized knowledge.

Specifically this section includes:

- rental and leasing activities,
- employment activities,
- travel agency, tour operator, reservation service and related activities
- security and investigation activities
- services to building and landscape activities

#### ANNUAL SURVEY OF PHILIPPINE BUSINESS AND INDUSTRY (ASPBI)

is one of the designated statistical activities of the Philippine Statistics Authority (PSA). Data collected from the survey provides information on the levels, structure, performance and trends of economic activities of the formal sector in the entire country for the year 2019



**6,637 Establishments**

**in the formal sector of the economy were engaged in administrative and support service activities.**



**1,344,447**  
Total Worker hired by the sector



**1,342,815**  
Total Paid Workers

#### Percentage Distribution of Establishments by Industry Groups

All other administrative and support service activities industry group

Office administrative and support activities

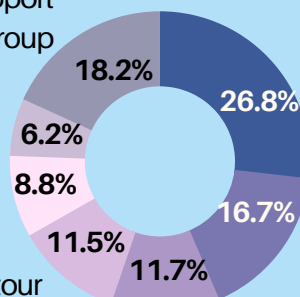
Temporary employment agency activities

Travel agency and tour operator activities

Private security activities

Activities of employment placement agencies

Call centers and other related activities



#### Distribution of Employment by Industry Groups

Call centers and other related activities

Temporary employment agency activities

Private security activities

Activities of employment placement agencies

Cleaning activities

All other administrative and support service activities industry group

**660,380**

**344,274**

**153,138**

**89,597**

**36,412**

**60,646**



**203 Workers per Establishment**

#### Top 3 Industries that Surpassed the Sector's Average Workers per Establishment:



**950 workers per establishment**  
Other human resources provision



**595 workers per establishment**  
Call centers and other related activities



**589 workers per establishment**  
Temporary employment agency activities

# Administrative and Support Service Activities Sector



**PhP 474.7 Billion**  
Total Compensation

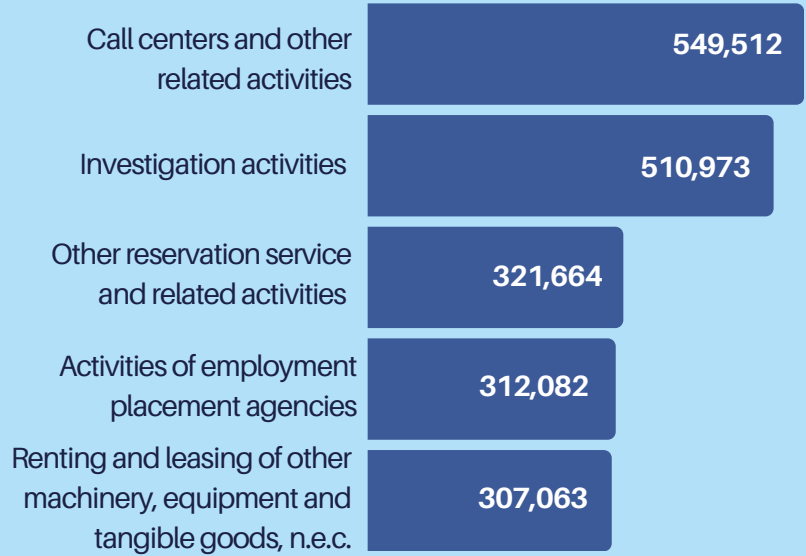


**PhP 353,512**  
Average Annual Compensation  
per Paid Employee



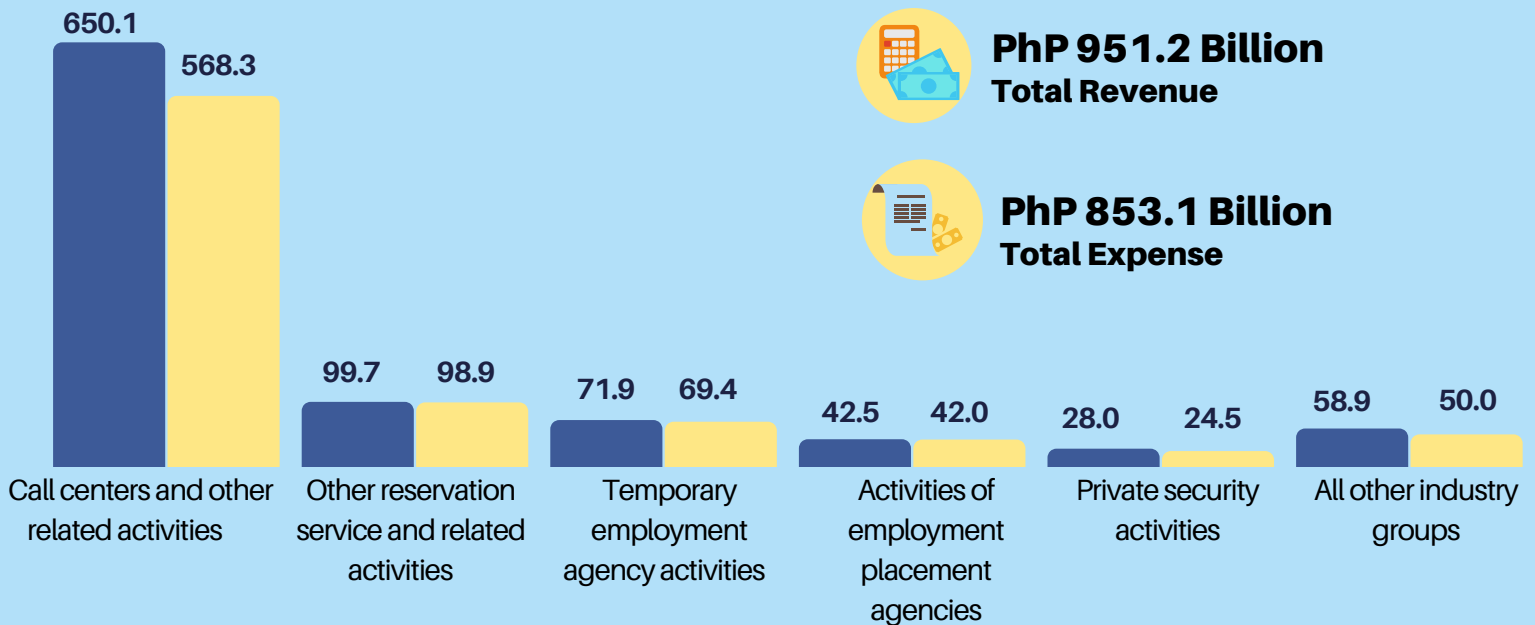
**PhP 600.3 Million**  
Total subsidies received by the  
sector from the government

## Average Annual Compensation of Paid Employees for the Top 5 Industry Groups (in pesos)



## Revenue and Expense by Industry Groups (in billion pesos)

■ Revenue ■ Expense



**PhP 951.2 Billion**  
Total Revenue



**PhP 853.1 Billion**  
Total Expense

## Top 3 Industries in Revenue Per Peso Expense



**PhP 1.11**  
Revenue generated  
per peso expense



**PhP 1.60**  
Security systems  
service activities



**PhP 1.32**  
Organization of conventions  
and trade shows



**PhP 1.29**  
Business support service  
activities, n.e.c.

