



# VITAL STATISTICS 2019 FIRST QUARTER (JANUARY - MARCH)

## Deaths in the Philippines



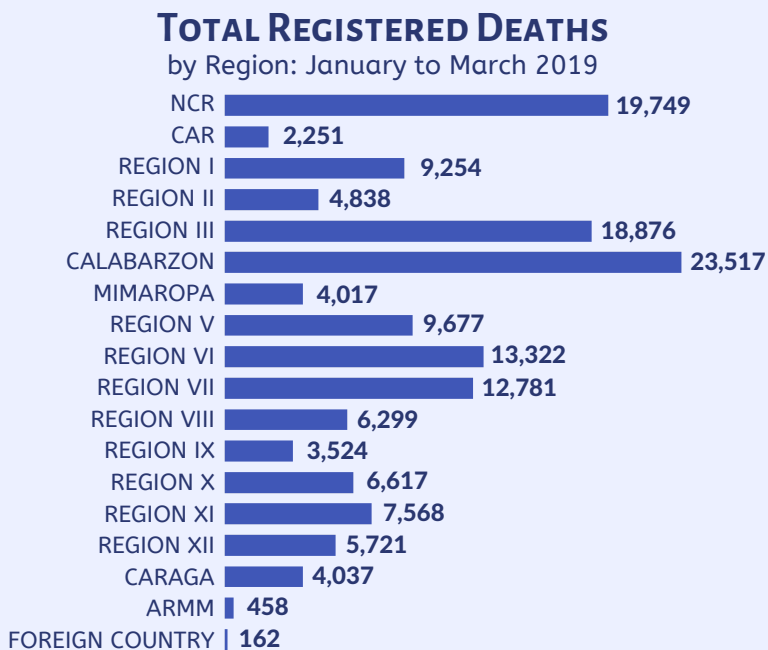
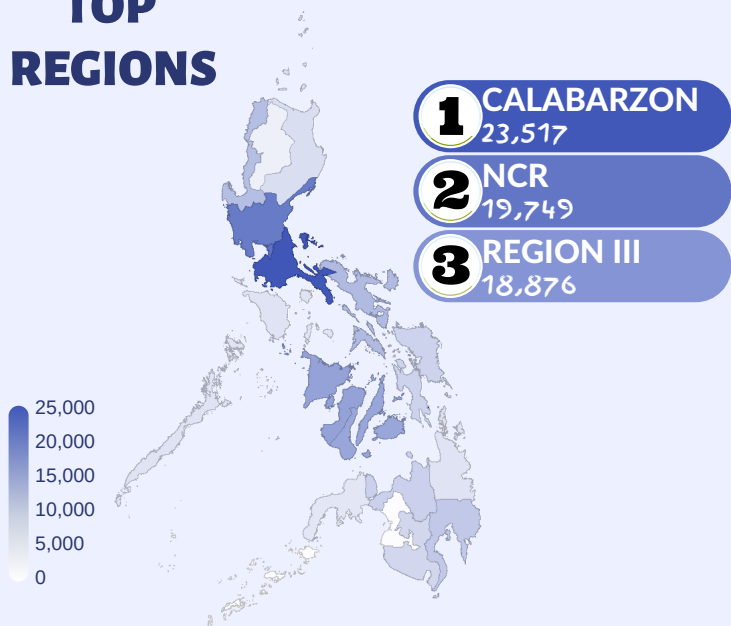
**133 : 100**  
SEX RATIO

There are 133 male deaths for every 100 female deaths



## Deaths by Usual Residence

### TOP REGIONS



### Top 5 Provinces

1. Cavite 5,753
2. Bulacan 5,558
3. Pangasinan 5,488
4. Cebu 4,947
5. Laguna 4,905

### Top 5 Cities

1. Quezon City 4,436
2. City of Manila 3,052
3. City of Davao 2,564
4. City of Calococan 2,330
5. City of Cebu 1,770

Source: Philippine Statistics Authority, Civil Registration Service, Vital Statistics Division

Note: Figures are not adjusted for under-registration. The data presented herein are events that occurred from January to March 2019, registered at LCROs until April 2019 and submitted to PSA-CRS until June 2019.

Quarterly Counts on Vital Events for First Quarter of 2019 at the provincial and municipal levels are also available at [www.psa.gov.ph](http://www.psa.gov.ph).