



2020 ANNUAL SURVEY OF PHILIPPINE BUSINESS AND INDUSTRY




Electricity, Gas, Steam and Air Conditioning Supply Section Final Results for All Establishments

This section includes the activity of providing electric power, natural gas, steam, hot water, and the like through a permanent infrastructure (network) of lines, mains, and pipes. The dimension of the network is not decisive. Also included are the distribution of electricity, gas, steam, hot water, and the like in industrial park or residential buildings.

This section therefore includes the operation of electric and gas utilities, which generate, control, and distribute electric power or gas. Also included is the provision of steam and air-conditioning supply.

TOTAL NUMBER OF ESTABLISHMENTS



A total of **384** establishments in the formal sector of economy were engaged in this section.





55,992
workers


99.9%
paid employees

0.1%
working owners
and unpaid workers

TOTAL EMPLOYMENT




AVERAGE EMPLOYMENT PER ESTABLISHMENT



146 workers
per establishment



TOTAL COMPENSATION



PhP **47.49** billion

This translates to an **average annual compensation** of

PhP **848,847** per paid employee

TOTAL REVENUE


PhP **1.21** trillion



TOTAL EXPENSE

PhP **1.04** trillion

REVENUE PER EXPENSE RATIO



1.17

This means that for every peso spent, a corresponding income of **PhP 1.17** was generated.

TOTAL SUBSIDIES

A total of

PhP **8.93** billion

was received from the government as total subsidies.

