

2020 PHILIPPINE NATIONAL HEALTH ACCOUNTS

as of October 2021

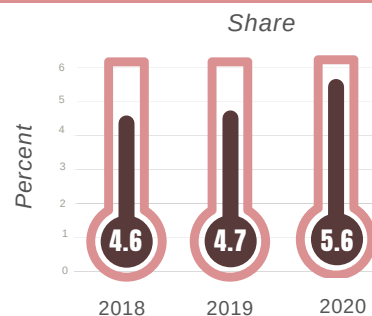


MAS04-HA-101421

CURRENT HEALTH EXPENDITURE (CHE)

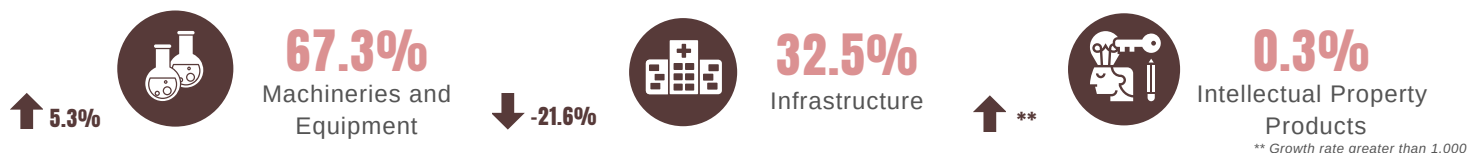


TOTAL HEALTH EXPENDITURE TO GDP



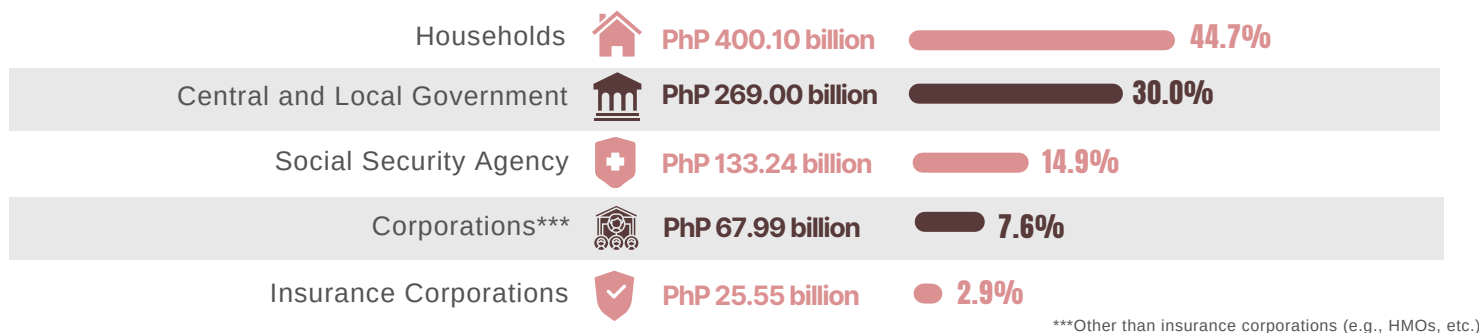
HEALTH CAPITAL FORMATION EXPENDITURE

Growth Rate and Share*



CURRENT HEALTH EXPENDITURE BY FINANCING AGENT

Level and Share



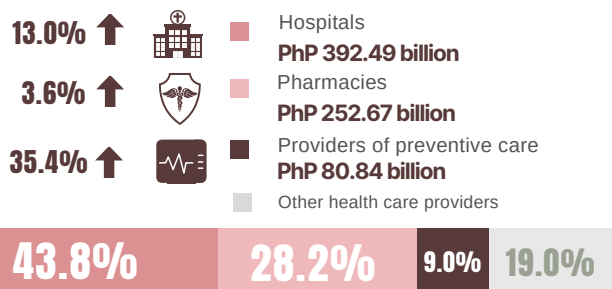
CURRENT HEALTH EXPENDITURE BY FINANCING SCHEME

Share



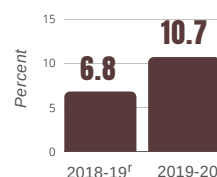
TOP 3 HEALTH CARE PROVIDERS

Growth Rate, Level, and Share*



PER CAPITA CHE AND GROWTH RATE

On average, every Filipino spent **PhP 8,216.42** for healthcare goods and services in 2020



Vector designs are sourced from: flaticon.com

*2019-2020 as reference period

Note: Shares may not add up to 100% due to rounding