



Inner Circle: GDP by Factor of Production, 2023



**Gross Operating Surplus**  
**PhP 13.94 Trillion**



**Compensation of Employees**  
**PhP 8.64 Trillion**




**Taxes Less Subsidies on Production and on Imports**  
**PhP 1.74 Trillion**

Outer Circle: GDP by Institutional Sector, 2023



**Non-financial Sector**  
**PhP 11.84 Trillion**



**Households including NPISHs\***  
**PhP 7.99 Trillion**  
*\* Non-Profit Institutions Serving Households*



**Financial Sector**  
**PhP 2.46 Trillion**



**General Government**  
**PhP 2.03 Trillion**