

# PROVINCIAL PRODUCT ACCOUNTS

## 2022 Economic Performance of the Provinces and Highly Urbanized City in Eastern Visayas

At Constant 2018 Prices

### NORTHERN SAMAR | GDP PhP 44.34B



### EASTERN SAMAR | GDP PhP 33.99B



### SAMAR | GDP PhP 57.86B



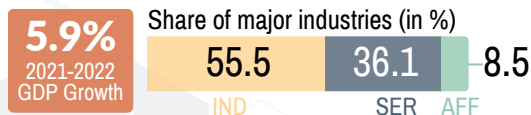
### BILIRAN | GDP PhP 16.19B



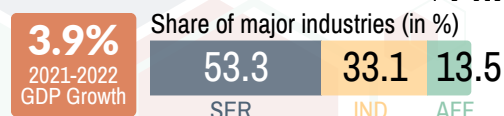
### TACLOBAN CITY | GDP PhP 51.53B



### LEYTE | GDP PhP 245.42B



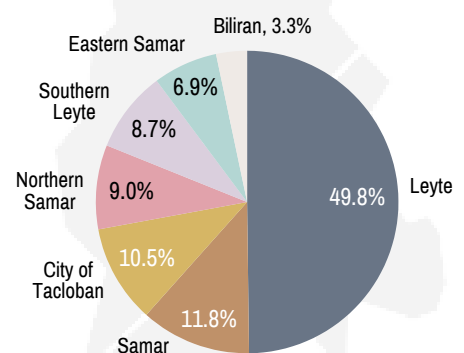
### SOUTHERN LEYTE | GDP PhP 43.01B



### EASTERN VISAYAS

GDP: PHP 492.34B  
2021-2022 GROWTH 6.8%

#### Share to regional economy, by province/HUC



GDP - Gross Domestic Product  
HUC - Highly urbanized city  
Major industries: SER - Services  
IND - Industry  
AFF - Agriculture, forestry, and fishing

Note: Percent share may not add up due to rounding.



For technical inquiries:  
sead.staff@psa.gov.ph



Visit us at:  
www.psa.gov.ph



Like us on Facebook:  
/PSAgovph



Follow us on Twitter:  
@PSAgovph



Management System  
ISO 9001:2015  
www.tuv.com  
ID: 9108640991

