



# 2020 ANNUAL SURVEY OF PHILIPPINE BUSINESS AND INDUSTRY



## Administrative and Support Service Activities Sector

Preliminary Results for All Establishments

### Administrative and Support Service Activities Sector

This sector includes a variety of activities that support general business operations. These activities differ from those in Section M since their primary purpose is not the transfer of specialized knowledge.

Specifically this section includes: rental and leasing activities; employment activities; travel agency, tour operator, office administrative, office support and other business support activities, reservation service and related activities; security and investigation activities; and services to building and landscape activities.



**6,301**  
Establishments

#### Top 3 Industry Groups in terms of Number of Establishments



**1,644 Establishments**

Activities of employment placement agencies



**1,025 Establishments**

Call centers and other related activities



**796 Establishments**

Private security activities



**185**

**Average Number of Workers per Establishment**



**Php 334,301**

**Average Annual Compensation per Paid Employee**



**1,166,973**  
Total Workers



**99.7%**  
Total Paid Workers

#### Top 3 Industry Groups in terms of Total Workers

Call centers and other related activities



**6 out of 10 Workers**

Temporary employment agency activities



**2 out of 10 Workers**

Private security activities






**1 out of 10 Workers**



**Php 389.06 billion**  
Total Compensation

# Administrative and Support Service Activities Sector


## Top 3 Industry Groups in terms of Number of Workers per Establishment

- 
**640** Call centers and other related activities
- 
**608** Other human resources provision
- 
**316** Temporary employment agency activities

## Top 3 Industry Groups in terms of Average Annual Compensation of Paid Employees

- 
**PhP 487,671**
- 
**PhP 430,791**
- 
**PhP 279,009**

 **PhP 704.07 billion**  
Total Revenue

 **PhP 629.71 billion**  
Total Expense

 **PhP 1.12**  
Revenue per  
Peso Expense

## Top 3 Industry Groups in terms of Revenue and Expense (in billion pesos)

Revenue

Expense

**564.28**



**498.57**

Call centers and other related activities

**55.90**



**53.09**

Temporary employment agency activities

**20.78**



**19.07**

Private security activities

## Top 3 Industry Groups in terms of Revenue Per Peso Expense:

**1**  Other reservation service and related activities **PhP 1.26**

**2**  Other human resources provision **PhP 1.23**

**3**  Office administrative and support activities **PhP 1.20**

