

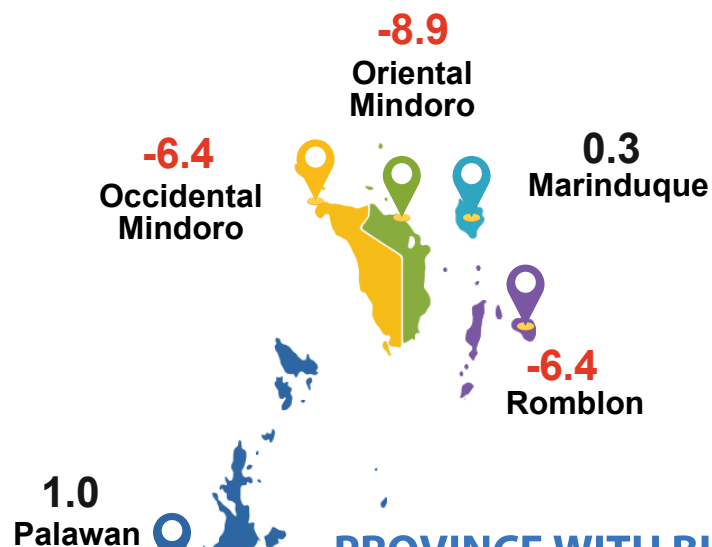
# PROVINCIAL VALUE OF PRODUCTION IN AGRICULTURE AND FISHERIES, MIMAROPA REGION, 2020



As of November 2021  
MAS-05-IG-01-29112021

## AT CONSTANT 2018 PRICES

GROWTH RATES  
(in percent)



## AT CURRENT PRICES

LEVELS AND GROWTH RATES  
(in percent)



## PROVINCE WITH BIGGEST SHARE IN VALUE OF PRODUCTION BY SUBSECTOR AT CONSTANT 2018 PRICES


### PALAWAN



43.1%  
Crops



53.8%  
Livestock

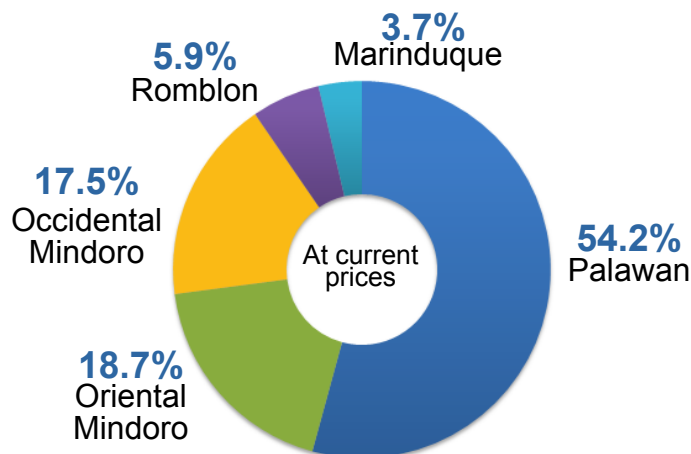
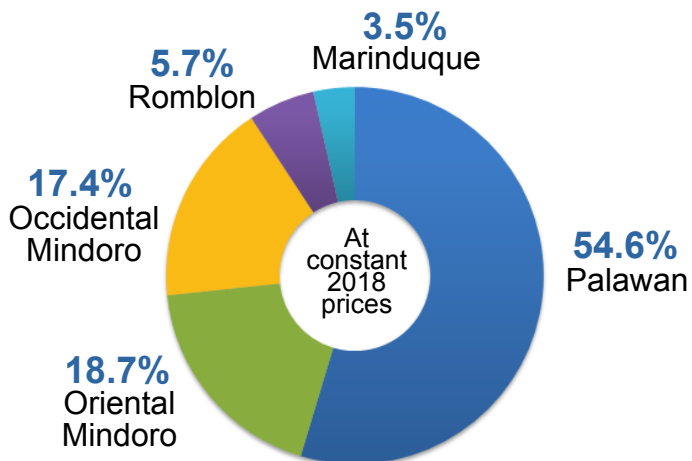


50.9%  
Poultry



83.0%  
Fisheries

## PERCENT DISTRIBUTION OF VALUE OF PRODUCTION



Details may not add up to totals due to rounding