



## Inflation Rate for the Bottom 30% Income Households

	AUGUST 2022	JULY 2023	AUGUST 2023
<b>Philippines</b>	<b>7.3</b>	<b>5.2</b>	<b>5.6</b> ↑
<b>National Capital Region (NCR)</b>	<b>5.6</b>	<b>6.6</b>	<b>7.2</b> ↑
<b>Areas Outside NCR (AONCR)</b>	<b>7.3</b>	<b>5.1</b>	<b>5.6</b> ↑

Note: ↑ Increased relative to July 2023 Inflation

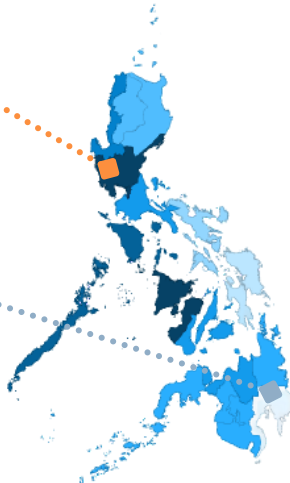
### Inflation Rates for Areas Outside NCR

#### Highest Inflation Rate in AONCR

Region III  
(Central Luzon)  
**8.1**

#### Lowest Inflation Rate in AONCR

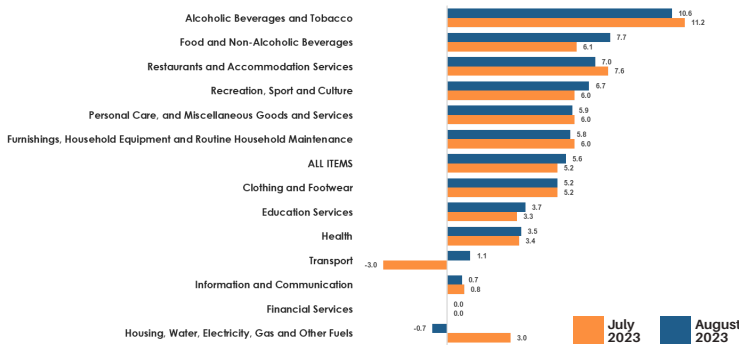
Region XI  
(Davao Region)  
**3.0**




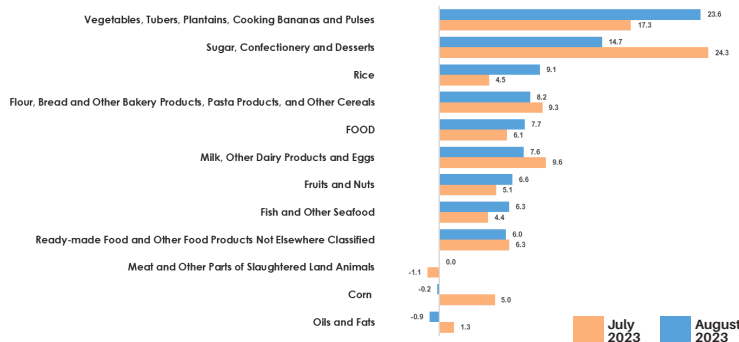
### Main Sources of Acceleration: Philippines

	Inflation for August 2023	% Share to the Uptrend
1	<b>7.7</b>	<b>77.2</b>
2	<b>1.1</b>	<b>22.1</b>
3	<b>6.7</b>	<b>0.5</b>

### Inflation Rates by Commodity Group



### Inflation Rates by Food Group



Rice inflation for the bottom 30% income households was recorded at 9.1 percent in August 2023. This marks the highest rice inflation recorded since November 2018, which stood at 10.3 percent.

