



PHILIPPINE INFLATION RATE FOR ALL INCOME HOUSEHOLDS 2023 (2018=100)



Inflation Rate for All Income Households

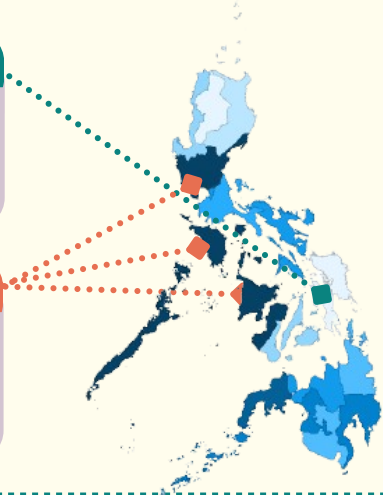
	2021	2022	2023
Philippines	3.9	5.8	6.0 ↑
National Capital Region (NCR)	2.7	5.1	6.2 ↑
Areas Outside NCR (AONCR)	4.2	6.0	5.9 ↓

Notes: ↑ Increased relative to 2022 Inflation ↓ Decreased relative to 2022 Inflation

Inflation Rates for Areas Outside NCR Main Sources of Acceleration: Philippines

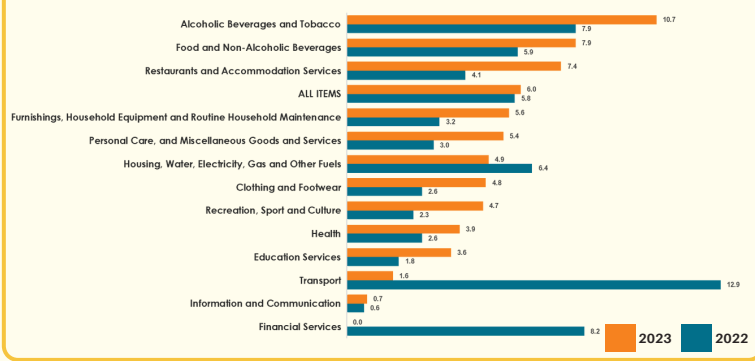
Lowest Inflation Rate in AONCR
Region VIII (Eastern Visayas)
4.4

Highest Inflation Rate in AONCR
Region III (Central Luzon), MIMAROPA Region and Region VI (Western Visayas)
6.9

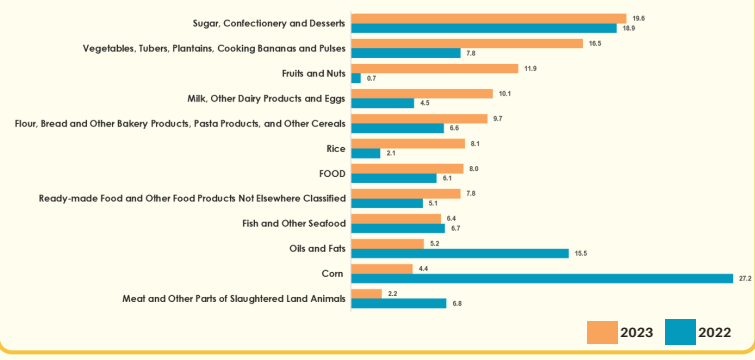


	Inflation for 2023	% Share to the Uptrend
1. Food and Non-Alcoholic Beverages	7.9	50.8
2. Restaurants and Accommodation Services	7.4	21.4
3. Personal Care, and Miscellaneous Goods and Services	5.4	7.2

Inflation Rates by Commodity Group



Inflation Rates by Food Group



DID YOU KNOW?

PRICE

₱

Food inflation at 8.0 percent contributed 2.8 percentage points to the 6.0 percent annual average inflation rate in 2023.

COFm