



Inflation Rate for All Income Households

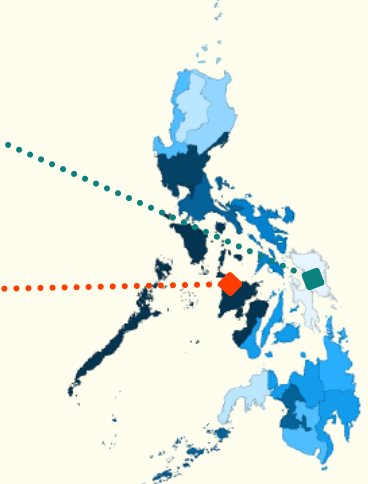
	JULY 2022	JUNE 2023	JULY 2023
Philippines	6.4	5.4	4.7 ↓
National Capital Region (NCR)	5.1	5.6	5.6 =
Areas Outside NCR (AONCR)	6.8	5.3	4.4 ↓

Note: ↓ Decreased relative to June 2023 Inflation = Same as June 2023 Inflation

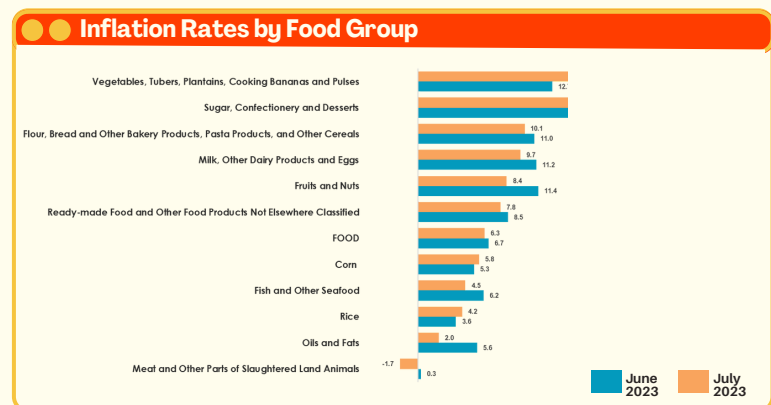
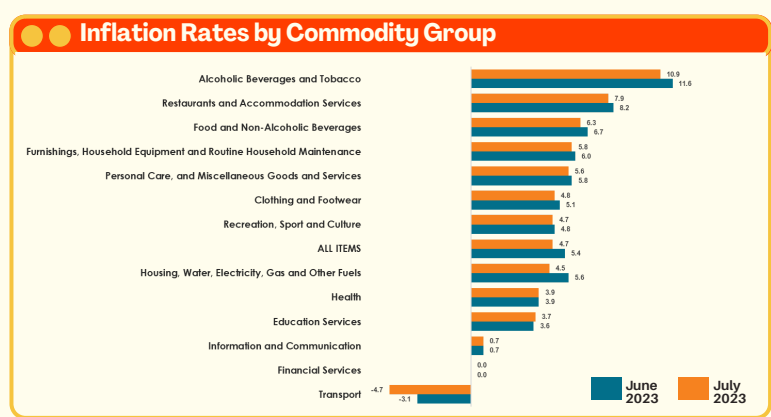
Inflation Rates for Areas Outside NCR Main Sources of Deceleration: Philippines

Lowest Inflation Rate in AONCR
Region VIII (Eastern Visayas)
2.4

Highest Inflation Rate in AONCR
Region VI (Western Visayas)
5.8



	Inflation for July 2023	% Share to the Downtrend
1	Housing, Water, Electricity, Gas and Other Fuels 4.5	39.2
2	Food and Non-Alcoholic Beverages 6.3	25.1
3	Transport -4.7	24.1



DID YOU KNOW?

Inflation for meat and other parts of slaughtered land animals recorded an inflation rate of -1.7 percent in July 2023 due to the negative inflation in the fresh chicken and fresh pork. This is the first annual decline recorded for this commodity group since September 2015 with an inflation rate of -0.1 percent.