



PHILIPPINE INFLATION RATE FOR ALL INCOME HOUSEHOLDS JUNE 2023 (2018=100)



Inflation Rate for All Income Households

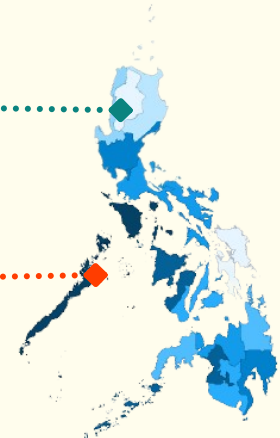
	JUNE 2022	MAY 2023	JUNE 2023
Philippines	6.1	6.1	5.4 ↓
National Capital Region (NCR)	5.6	6.5	5.6 ↓
Areas Outside NCR (AONCR)	6.3	6.0	5.3 ↓

Note: ↓ Decreased relative to May 2023 Inflation

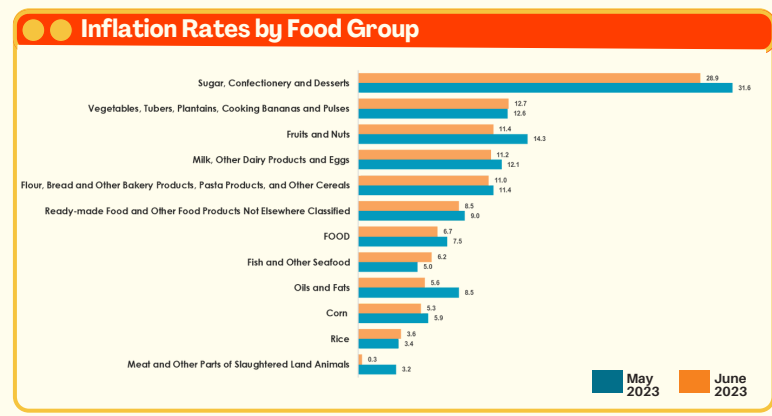
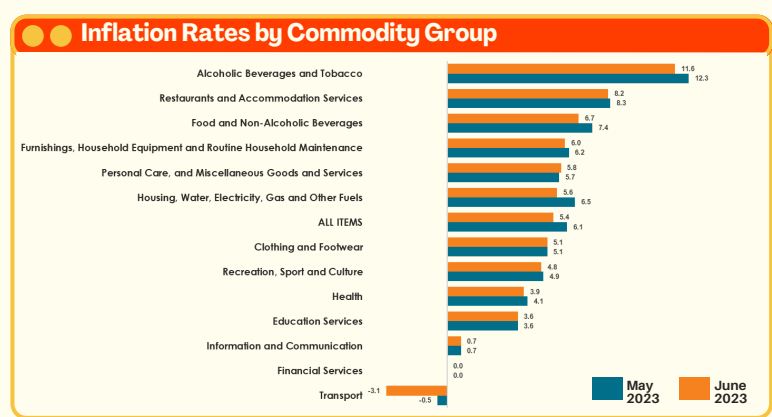
Inflation Rates for Areas Outside NCR Main Sources of Deceleration: Philippines

Lowest Inflation Rate in AONCR
Cordillera Administrative Region (CAR)
3.2

Highest Inflation Rate in AONCR
MIMAROPA Region
7.2



	Inflation for June 2023	% Share to the Downtrend
1	6.7	36.2
2	-3.1	32.2
3	5.6	26.4



DID YOU KNOW?

The 5.4 percent inflation at the national level recorded in June 2023 marked the fifth consecutive month of decreasing inflation trend in the country.