



# PHILIPPINE INFLATION RATE

## FOR THE BOTTOM 30% INCOME HOUSEHOLDS

### 2023(2018=100)



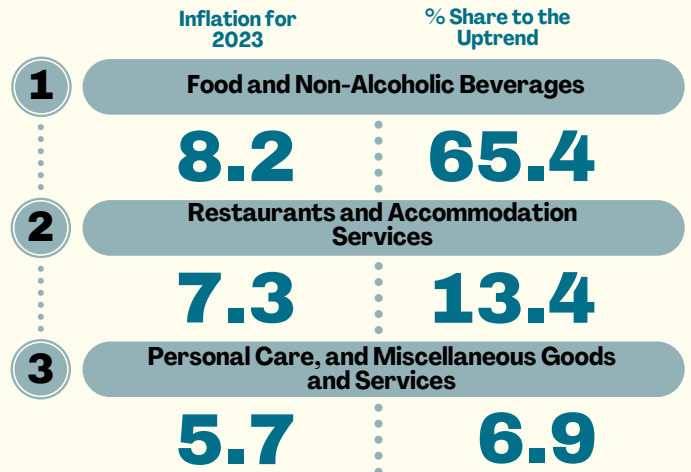

## Inflation Rate for the Bottom 30% Income Households

	2021	2022	2023
<b>Philippines</b>	<b>4.2</b>	<b>6.6</b>	<b>6.7</b> ↑
<b>National Capital Region (NCR)</b>	<b>2.9</b>	<b>5.2</b>	<b>7.2</b> ↑
<b>Areas Outside NCR (AONCR)</b>	<b>4.3</b>	<b>6.6</b>	<b>6.7</b> ↑

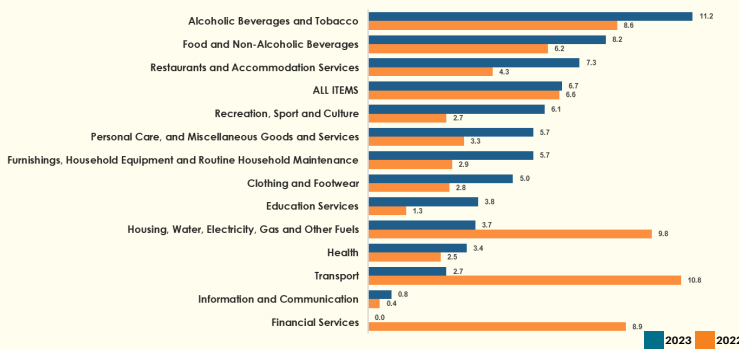
Note: ↑ Increased relative to 2022 Inflation

### Inflation Rates for Areas Outside NCR

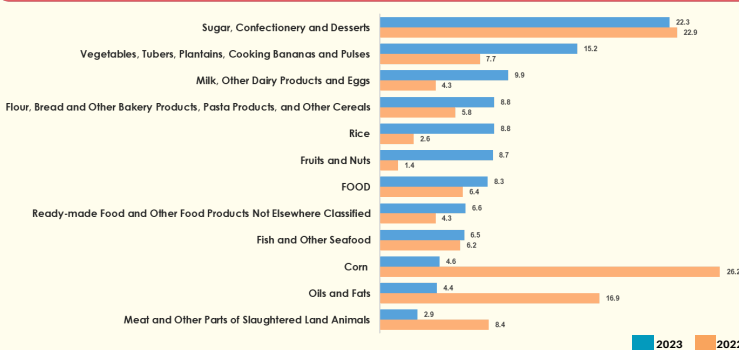
### Main Sources of Acceleration: Philippines



### Inflation Rates by Commodity Group



### Inflation Rates by Food Group



**DID YOU KNOW**

The average inflation for the bottom 30% income households in 2023 at 6.7 percent is the highest since 2008 with 13.9 percent inflation.



CPIs and Inflation Rates by Province and Selected Cities are posted at <https://openstat.psa.gov.ph/Database/Prices/Price-Indices>

For technical inquiries:  
psd.staff@psa.gov.ph



<http://www.psa.gov.ph>



/PSAgovph



@PSAgovph

*WGM*